

www.iclfincorp.com



ICL Fincorp

**30th ANNUAL REPORT
2020 - 2021**

**A STRONG
& STEADY
CLIMB**

“

*Get closer than ever to your Customers.
So close, in fact, that you tell them what they
need well before they realize it themselves.*

- Steve Jobs

”





ICL Fincorp



CONTENTS

BOARD OF DIRECTORS	
ADVISORY BOARD	
CORPORATE INFORMATION	
VISION AND MISSION	
OUR PRINCIPLES	
COMPANY AT GLANCE	
KEY PARAMETERS IN LAST 4 YEARS	
PRODUCT PORTFOLIO	
PRESENCE	
MESSAGE FROM MANAGING DIRECTOR	
NOTICE	14
BOARD'S REPORT	56
ANNEXURE-1	93
ANNEXURE-2	101
ANNEXURE-3	103
INDEPENDENT AUDITORS' REPORT	105, 183
BALANCE SHEET	117, 192
STATEMENT OF PROFIT AND LOSS	118, 193
CASH FLOW STATEMENT	119, 194
STATEMENT OF CHANGES IN EQUITY	120, 195
NOTES TO THE ACCOUNTS	122, 197
EVENT PHOTOS	



BOARD OF DIRECTORS



MR. K G ANILKUMAR
MANAGING DIRECTOR



MRS. UMADEVI ANILKUMAR
WHOLE TIME DIRECTOR



MR. K K WILSON
DIRECTOR



CS SHINTO STANLY
INDEPENDENT DIRECTOR



MR. SREEJITH S PILLAI
DIRECTOR



ADVISORY BOARD

As responsible company, ICL has formed an Advisory Board of select group of 'independent and eminent' people who will provide non-binding strategic advice and support to the owners/shareholders/directors. The Advisory Board will enhance the Company's reputation and credibility in all spheres of its business activities.

ICL Fincorp Ltd., management and Board of Directors have great pleasure in announcing the following list of Advisory Board.



Hon'ble Justice T N Valli Nayagam

**Judge, Lok Adalat & Former Judge - High Court of Madras & Karnataka
Chairman, National Cyber Defence Research Centre Tamil Nadu, India.**

Justice Dr. T. N. Vallinayagam (B.A., M.A.) is a Doctor of Philosophy in English Literature. Outstanding achievements in the fields of: English Literature, Poetry, Creative Writing.



Justice Ramachandran

He had his early education at the Government High School, Vadakkancherry. He is an expert in labour laws. He has argued several questions of law on labour matters. His lordship worked as legal advisor to the Motor Transport Workers Welfare Fund from its inception. He has also handled several constitutional matters.



Ramadevan V Krishnaswamy

Sri Ramadevan V Krishnaswamy, is Director Redbricks Realtors P Ltd. Chennai, With almost two decades of experience in the real estate business, with a healthy portfolio of projects in the Chennai City Center locations, augured by a steady growth of the company, he has given Redbrick Realtor a reputation of one that caters to the needs of a discerning customer.



MJF Ln. Dr. G. Manilal

The Cosmopolitan University honored him by awarding "Honoris Causa" Doctorate Award. Dr. Manilal (Industrialist) being the Chairman & Managing Director of M/s Manilal Associates Pvt Ltd., Chennai. Dr. Manilal has participated in many social activities such as, President, World Peace & Safety Council. President, Chennai Social & Cultural Academy. Hon. President, Flowers Social Welfare Trust. Vice. President, Indo-American Unity Centre. Enrollment, Special Fellowship from American Institute of Management Science.



CA Natarajan R Chief Financial Officer



CORPORATE INFORMATION

DIRECTORS

K G Anilkumar
Managing Director

Umadevi Anilkumar
Whole Time Director

K K Wilson
Director

Shinto Stanly
Independent Director

Sreejith Surendran Pillai
Director

CHIEF FINANCIAL OFFICER

Natarajan R

REGISTERED OFFICE

No.61/1,
VGP Complex First Avenue,
Ashok Nagar,
Chennai -600083

ADMINISTRATIVE OFFICE

VKK Building,
Main Road,
Irinjalakuda – 680 121

AUDITORS

M/s. Mohandas & Associates
Chartered Accountants,
Sree Residency, 3rd Floor,
Press Club Road, Thrissur,
Kerala - 680001

PRACTISING COMPANY SECRETARIES

M/s. Mundhra & Co., Chennai
CS Yacob P O, Ernakulam

REGISTRAR AND SHARE TRANSFER AGENTS

M/s Cameo Corporate Services Ltd
'Subramanian Building',
No 1 Club House Road,
Chennai 600 002

BANKERS

Dhanlaxmi Bank
South Indian Bank
Axis Bank
State Bank of India
ICICI Bank
Bank of Baroda
Karur Vysya Bank
Indian Bank
Indian Overseas Bank
Union Bank of India
Canara Bank
Federal Bank
Catholic Syrian Bank
Punjab National Bank
Bank of India

VISION & MISSION

VISION

Our vision is to brand ourselves globally and become the most preferred and trusted financial institution, excelling in the customer service delivery through committed, caring and empowered employees.



MISSION

Our mission is to provide the best and trusted financial solutions to our clients and strive to build long term relationships with them taking into account their needs as well as the changing market dynamics.

OUR CORE VALUES

- Customer Satisfaction
- Passionate About Excellence
- Fair to All
- Seeking Excellence
- Accountability and Ownership
- Teamwork and Collaboration



OUR PRINCIPLES

Creative thinking is not necessarily the product of IQ or enlightenment via the proverbial apple falling on your head. It is a matter of regularly training your imagination, practicing your powers of observation and dreaming, big or small. Our principle is to dream big for our people, our customers and fulfill their dreams.

We believe in fairness and equality, be it our clients, our employees, our stakeholders. We believe in using ethical methods only for our sustainability and excellence in the market.

We believe that the best employees in a company are always the ones enjoying their work. Our relations are purely based on trust and we work as a team. We believe in recruiting apt human resources and talents for the appropriate role and ensure their job satisfaction.

We strongly believe in corporate reputation as we know that investors value your company highly, employees become more productive and other stakeholders recommend and support you with your corporate reputation only. We will work even more harder to maintain this reputation lifelong.



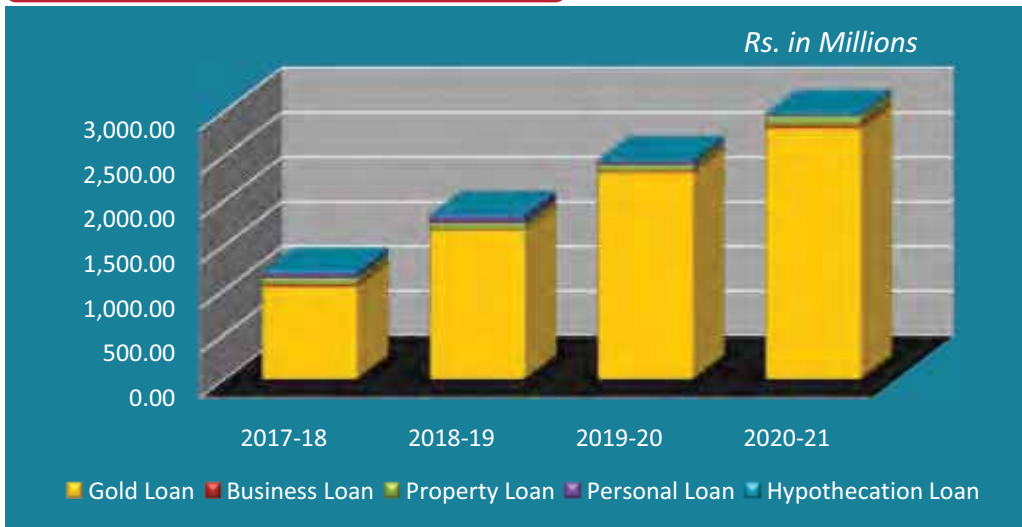
We believe listening to customers is the initial step in building relationship by which we will be able to understand your needs, aspirations and goals. We will listen to you, we care for your concerns and we will do our best to keep you happy. We believe that "A good listener is a good learner".

COMPANY AT GLANCE

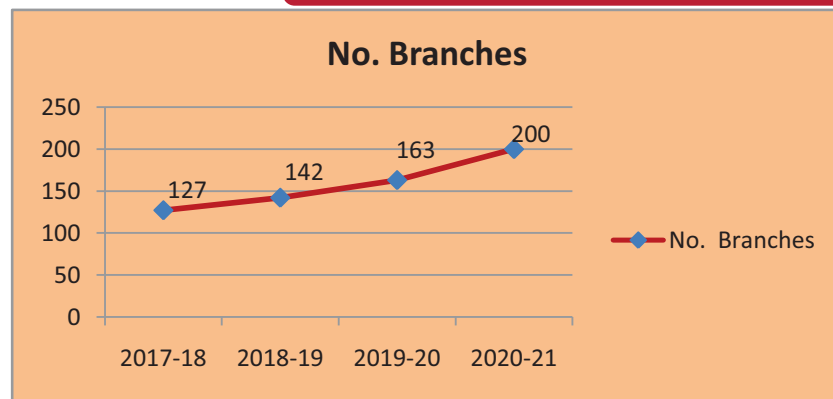


KEY PARAMETERS IN LAST 4 YEARS

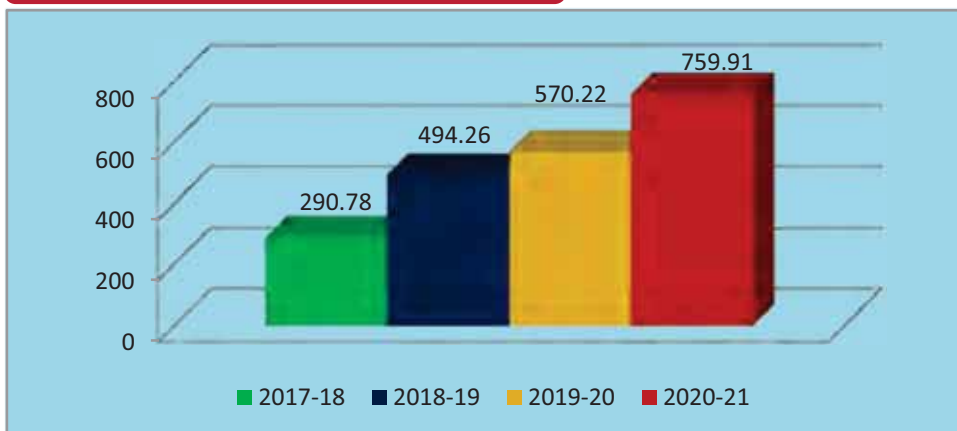
ASSET UNDER MANAGEMENT



NUMBER OF BRANCHES



TURNOVER



PRODUCT PORTFOLIO



NETWORK THAT CONNECTS PEOPLE AND EMPOWERS ASPIRATIONS

ICL HAS 200 BRANCHES ACROSS 6 STATES IN INDIA



CHAIRMAN'S LETTER

Dear Stakeholders,

Our theme for this year's annual report captures the very essence of your Company's business:

"Every great dream begins with a dreamer, let's walk together to fulfil them with ease..."

Your dreams are our motivation, inspiration and commitment to excel further more..."



Your company aims to serve people who are in need of funds and help them with an effortless and easy transaction. We are at the happiest stage when we become part of realizing your big dreams. For the same purpose we have even acquired Salem Erode Investments Limited, a BSE listed Non Banking Financial Company. Your Company aspires to become a market leader in the business of gold loan, debentures, insurance etc. in a very affordable and accessible manner to the masses at large. We have set our target to touch 1000 branches across the rural part of India and we aim to do the same in the immediate future.



Your Company has over the years invested heavily to show its presence in the digital world to captivate the resources to serve the needy. We have extended our presence by opening 188 branches of M/s ICL Fincorp Limited including 4 branches of M/s Salem Erode Investments Limited in this Financial Year as compared to 163 branches of M/s ICL Fincorp Limited in the last Financial Year. Currently we have a strong workforce of **1000** plus dedicated employees in our establishment.

Our aim is to stretch the reach into the states of Northern, Western and Eastern regions of India where we have bleak presence. Already we have reached a milestone by starting branches in the state of Odisha as an ice-breaker. Similarly, we target to spread the network in the economically profitable and viable states like New Delhi, Maharashtra, Madhya Pradesh, Gujarat, West Bengal, Puducherry and Goa. As of now, we have wide spread presence and network across Southern states of India like Kerala, Tamil Nadu, Andhra Pradesh, Telangana, and Karnataka.

As I say about exploring new growth opportunities, I will have to mention the most challenging phase of each and every person's life across the globe. We are reeling from the damage of massive second wave of Covid-19 with the infection rates that was never seen or heard before. This second wave has impacted the current year as well. And there is no certainty that it will meet its end any time sooner. Countries are struggling to save its citizens from this massive hit and the economies are struggling to keep its pace. Indian economy is no exception to it. Even before the outbreak of Covid-19, Indian economy was struggling in the financial and real estate business. With each day passing, the new forecasts are showing a gloomier picture than the previous one.

India's medium-term GDP growth outlook may be negatively affected by renewed asset-quality challenges in banks and liquidity issues in NBFCs. The financial sector was already facing weak business and consumer confidence for some years before the crisis and this was aggravated by certain high-profile defaults in the NBFC sector arising from lapses in governance. The Company witnessed a steady progress during the FY 2020-21 with continued execution of its strategic objectives of sustainable growth and improving efficiencies. Even though the external environment turned increasingly volatile, we remained resilient on the back of strong fundamentals and steadfast leadership. The Indian economy continued to face headwinds in the first half of the year due to subdued private consumption and liquidity crisis which got severe in the second half and the unprecedented Covid-2019 outbreak. This resulted in complete halt to the economic activities with significant impact on the incomes and livelihood of people.

However, during such difficult times also, I must say that our team worked with complete dedication and unbeatable commitment which led to an uninterrupted customer service. Against this backdrop, your Company exhibited a steady performance by delivering financial services to its masses, which thereby led to a profit post tax of Rs. 1,42,34,349/- (Rupees One Crore Forty Two Lakhs Thirty Four Thousand Three Hundred and Forty Nine Rupees only) in ICL. Our employees had clear direction to show compassion and flexibility to the customers.

Our Government and Reserve Bank of India (RBI) also played a major role in initiating a set of measures and supplyside reforms to lend flexibility, resilience and stimulate the economy. The Union Budget provided a significant increase in the outlay for capital expenditure, infrastructure, and healthcare, making the targeted 11% GDP growth in FY22 quite achievable. The decisive Budget reforms are expected to provide the economy with imperative growth momentum. The unexpected but incredibly rapid and ruinous second wave of COVID-19, has again posed challenges for the economic growth this year. Time and again, Indian people, policy makers and economy have showed resilience and tremendous ability to bounce back. Your Company is optimistic that these tough times will not affect the company's growth in any way whatsoever.

Your company has also been actively involved in the social initiatives across the states of Kerala and Tamil Nadu. In this Covid-19 pandemic, your Company contributed ambulances, ventilators and such other necessary aids to the hospitals and the needy. Your Company was working hand in hand with various social activity groups and delivering the basic food supplies to the BPL families, renovation of local area Police Station etc. We strongly believe in creating a sustainable future. Our efforts are consciously directed towards this goal through our Environmental, Social and Governance (ESG) initiatives. Our social initiatives are lauded by peers as well as eminent people. We will continue to focus more on sustainable growth for the Company. Even though the external environment turned increasingly volatile, we remained resilient on the back of strong fundamentals and steadfast leadership.

The Company has ventured into new business by engaging in insurance business. The Company is also desirous to engage into various other segments of financial services which includes commercial banking business along with facilities of RTGS, debit and credit cards, digital lending etc. We as a corporate are constantly evolving with time and trend by renewing our parameters and setting new goals. Since our emphasis is primarily in rural areas, we aspire to deliver our services in the most convenient and flexible manner to our customers.



As I write down this letter, I know it is very difficult to predict how long this pandemic is going to last and to what extent this may harm our economy and business especially in the third and fourth quarters of F.Y. 2021-2022. But one thing that I can say with confidence is that we have survived in the worst scenario and with more difficulties and challenges comes the best confidence and strength to overcome the situation and grow to a strong and stable NBFC.

I would like to conclude by thanking my dedicated staff of ICL Fincorp Limited, our esteemed customers, stakeholders, bankers, financial institutions, rating agencies, service providers, and all other channel partners for their unwavering support and we look forward to strengthening our relationship in the future. I also take this opportunity to thank all the shareholders for their unstinted support in all our endeavours. We continue to be committed towards creating value for all our stakeholders and adhering to the highest standards of corporate governance.

I request everyone to stay safe, vaccinate yourself and everyone else in your family, wear mask, maintain social distance, avoid going in crowds and attending social gatherings. I can assure you that this phase of life will also pass and will be a history but a little patience is all that you need to have in this current scenario.

With this I end my letter with a meaningful phrase by Eleanor Roosevelt:

“The future belongs to those who believe in the beauty of their dreams”

Thank you,

K G ANILKUMAR
Managing Director

NOTICE OF 30TH ANNUAL GENERAL MEETING

Notice is hereby given that the 30th Annual General Meeting of the Members of ICL Fincorp Limited will be held on Saturday, the 25th day of September, 2021 at 02.00 p. m. IST (“hereinafter also referred to as AGM”) through Video Conferencing (hereinafter referred to as “VC”) / Other Audio Visual Means (hereinafter referred to as “OAVM”) facility to transact the following businesses:

Ordinary Businesses:

1. *Approval of Audited Standalone Financial Statements of the Company for the Financial Year ended March 31, 2021.*

To consider and, if thought fit, to pass with or without modification, the following resolution as an **Ordinary Resolution**:-

“**RESOLVED THAT** the Audited Standalone Financial Statements of the Company for the Financial Year ended March 31, 2021 including Balance Sheet as at March 31, 2021, Statement of Profit and Loss Account as at March 31, 2021 and Cash Flow Statement for the year ended as on that date together with Notes forming part of Accounts and the reports of Auditors and Directors, as circulated to the Members and laid before meeting, be and are hereby received, considered, approved and adopted.”

2. *Approval of Audited Consolidated Financial Statements of the Company for the Financial Year ended March 31, 2021.*

To consider and, if thought fit, to pass with or without modification, the following resolution as an **Ordinary Resolution**:-

“**RESOLVED THAT** the Audited Consolidated Financial Statements of the Company for the Financial Year ended March 31, 2021 including Balance Sheet as at March 31, 2021, Statement of Profit and Loss Account as at March 31, 2021 and Cash Flow Statement for the year ended as on that date together with Notes forming part of Accounts and the reports of Auditors, as circulated to the Members and laid before meeting, be and are hereby received, considered, approved and adopted.”

3. Appointment of a Director in place of Ms. Umadevi Anilkumar who retires by rotation and being eligible, offers herself for re-appointment.

To consider and, if thought fit, to pass with or without modification, the following resolution as an **Ordinary Resolution**:-

“RESOLVED THAT pursuant to the provisions of Section 152 of the Companies Act, 2013, Ms. Umadevi Anilkumar (DIN: 06434467), who retires by rotation at the 30th Annual General Meeting and being eligible offers herself for re-appointment, be and is hereby re-appointed as a Director of the Company, liable to retire by rotation.”

Special Businesses

4. Appointment of Mr. Sreejith Surendran Pillai as a Non – Executive Director of the Company

To consider and if thought fit, to pass with or without modification(s), the following resolution as an **Ordinary Resolution**:

“RESOLVED THAT pursuant to the recommendation of the Nomination & Remuneration Committee and approval of Board of Directors and in accordance with the provisions of Section 152, 161 and other applicable provisions, if any, of the Companies Act, 2013 and the Companies (Appointment and Qualification of Directors) Rules, 2014 (including any statutory modification(s) or re-enactment thereof for the time being in force), regulations issued by the Reserve Bank of India and pursuant to the provisions of the Articles of Association of the Company, Mr. Sreejith Surendran Pillai (DIN: 05315692), who was appointed as an Additional Director of the Company with effect from 28th day of November, 2020 and holds office up to the date of 30th Annual General Meeting of the Company and being eligible for appointment and in respect of whom the Company has received a notice under the provisions of Section 160 of the Act, proposing candidature for the office of Director, be and is hereby appointed as a Non – Executive Director of the Company, liable to retire by rotation and upon the terms and conditions set out in the Explanatory Statement annexed to the Notice;

RESOLVED FURTHER THAT the Board of Directors of the Company be and is hereby authorized to take such steps, as may be necessary for obtaining necessary approvals - statutory, contractual or otherwise, in relation to the above and to settle all matters arising out of and incidental thereto and to sign and execute deeds, applications, documents and writings, that may be required, on behalf of the Company, including filing of necessary forms and returns with the Ministry of Corporate Affairs,

Reserve Bank of India and other concerned authorities and generally to do all such other acts, deeds, matters and things as may be necessary, proper, expedient or incidental for giving effect to the resolution.”

5. Re-appointment of Mr. K.G Anilkumar as the Managing Director of the Company

To consider and, if thought fit, to pass with or without modification, the following as a **Special Resolution:-**

“RESOLVED THAT pursuant to the recommendation of the Nomination & Remuneration Committee and approval of Board of Directors and in accordance with section 196, 197, 198, 203 and any other applicable provisions, if any of the Companies Act, 2013, the Companies (Appointment and Remuneration of Managerial Personnel) Rules, 2014, read with Schedule V to the Companies Act, 2013 (including any statutory modification(s) or re-enactment thereof for the time being in force), regulations issued by the Reserve Bank of India and pursuant to the provisions of the Articles of Association of the Company, consent of the members of the Company be and is hereby accorded to the re-appointment of Mr. K.G. Anilkumar (DIN: 00766739) as the Managing Director and designated as “Key Managerial Personnel” of the Company for a term of consecutive 5 (five) years effective from 01st day of October, 2021 to 30th day of September, 2026, on a monthly remuneration of Rs. 10,00,000/- (Rupees Ten Lakhs Only), by way of salary, perquisites, allowances etc., exclusive of provision for car with driver for official purposes and such other statutory employee benefits applicable, for a period of three years effective from 01st day of September, 2021 to 30th day of August, 2024 and upon the terms and conditions set out in the Explanatory Statement annexed to the Notice;

RESOLVED FURTHER THAT where in any Financial Years commencing from 2021 – 2022 to 2023 - 2024, the Company has no profits or its profits are inadequate, the Company may pay to the Managing Director, the above remuneration as the minimum remuneration by way of salary, perquisites, allowances etc. as specified above, subject to receipt of the requisite approvals, if any;

RESOLVED FURTHER THAT pursuant to the limits laid down in section 197 and computed in the manner laid down in section 198 of the Companies Act, 2013 (including any statutory modification(s) or re-enactment(s) thereof for the time being in force), in addition to the above minimum remuneration, the Managing Director be and is hereby entitled to such commission based on the net profits of the Company for Financial Years commencing from 2021 – 2022 to 2023 - 2024, not exceeding 1% (one percent) of such profits, as may be decided by the Nomination and Remuneration Committee and Board of Directors of the Company;

RESOLVED FURTHER THAT the Board of Directors of the Company be and is hereby authorized to delegate all or any of the powers conferred on it by or under the aforesaid resolution to any Director or to the Company Secretary, as it may consider appropriate in order to give effect to the resolution;

RESOLVED FURTHER THAT the Board of Directors of the Company be and is hereby authorized to take such steps, as may be necessary for obtaining necessary approvals - statutory, contractual or otherwise, in relation to the above and to settle all matters arising out of and incidental thereto and to sign and execute deeds, applications, documents and writings, that may be required, on behalf of the Company, including filing of necessary forms and returns with the Ministry of Corporate Affairs, Reserve Bank of India and other concerned authorities and generally to do all such other acts, deeds, matters and things as may be necessary, proper, expedient or incidental for giving effect to the resolution."

6. Issuance of Equity Shares on Preferential Issue basis

To consider and, if thought fit, to pass with or without modification, the following as a **Special Resolution**:-

"RESOLVED THAT pursuant to the provisions of Sections 42, 62 (1) (c) and other applicable provisions, if any, of the Companies Act, 2013, read with Rule 14 of Companies (Prospectus and Allotment of Securities) Rules 2014, and Rule 13 of Companies (Share Capital and Debenture) Rules 2014 (including any statutory modification thereof for the time being in force and as may be enacted from time to time) and in terms of Articles of Association of the Company, consent of the Members of the Company be and is hereby accorded to the Board of Directors (including any Committee thereof which the Board of Directors may have constituted or hereinafter constitute to exercise its powers including the powers conferred by the resolution) to offer, issue and allot 1,00,00,000 Equity Shares of face value of Rs.10/- (Rupees Ten Only) each for cash at an issue price of Rs.20/- (Rupees Twenty Only) for a total consideration of Rs.20,00,00,000/- (Rupees Twenty Crores Only) on preferential basis to Mr. K.G. Anilkumar, Promoter and Managing Director (DIN: 00766739) of the Company in one or more tranches, provided that the minimum price of Equity Shares so issued shall not be less than the price determined on the basis of valuation report of a Registered Valuer and on such terms and conditions, as stipulated in the Explanatory Statement attached and as the Board of Directors may deem fit in its absolute discretion;

RESLOVED FURTHER THAT Equity Shares to be issued and allotted by the Board of Directors shall be subject to provisions of Memorandum of Association and Article of Association of the Company and shall rank pari-passu in all respect, including dividend with the existing Equity Shares of the Company;

RESOLVED FURTHER THAT Private Placement Offer Letter in Form PAS-4 together with Application Form, inviting to subscribe to the Equity Shares be and is hereby approved;

RESOLVED FURTHER THAT the Board of Directors of the Company be and is hereby authorized to delegate all or any of the powers conferred on it by or under the aforesaid resolution to any Director or to the Company Secretary, as it may consider appropriate in order to give effect to the resolution;

RESOLVED FURTHER THAT the Board of Directors of the Company be and is hereby authorized to take such steps as may be necessary for obtaining necessary approvals - statutory, contractual or otherwise, in relation to the above and to settle all matters arising out of and incidental thereto and to sign and execute deeds, applications, documents and writings that may be required, on behalf of the Company, including filing of necessary forms and returns with the Ministry of Corporate Affairs and other concerned authorities and generally to do all such other acts, deeds, matters and things as may be necessary, proper, expedient or incidental for giving effect to the resolution."

7. Issue of Non - Convertible Securities

To consider and if thought fit to pass with or without modification, the following resolution as a **Special Resolution**:-

"RESOLVED THAT pursuant to the provisions of Section 23, 42, 71 and other applicable provisions, if any, of the Companies Act, 2013 read with the Companies (Prospectus and Allotment of Securities) Rules, 2014 and the Companies (Share Capital and Debentures) Rules, 2014, the Securities and Exchange Board of India (Issue and Listing of Non-Convertible Securities) Regulations, 2021, the Securities and Exchange Board of India (Listing Obligations and Disclosure Requirements) Regulations, 2015 (including any statutory modification(s) or re-enactments thereof for the time being in force) and subject to other applicable rules, regulations and guidelines issued by the Reserve Bank of India, as amended from time to time, the Memorandum and Articles of Association of the Company, any other applicable laws for the time being in force and subject to such other approvals, as may be required from regulatory authorities from time to time, consent of the Members be and is

hereby accorded to the Board of Directors of the Company (including any Committee thereof which the Board of Directors may have constituted or hereinafter constitute to exercise its powers including the powers conferred by the resolution) to offer, issue and allot from time to time, Non-Convertible Securities including but not limited to Non-Convertible Debentures or Bonds, secured or unsecured, subordinate debentures/debts and such other debt instruments, in one or more series / tranches aggregating upto an amount not exceeding Rs.1000,00,00,000/- (Rupees One Thousand Crores Only), on a private placement basis or public issue or otherwise, listed or unlisted, at par or at such premium or such discount, as may be decided by the Board of Directors to such person or persons, including one or more Companies, Bodies Corporate, Statutory Corporations, Commercial Banks, Lending Agencies, Financial Institutions, Insurance Companies, Mutual Funds, Pension/Provident Funds and Individuals, as the case may be or to such other person/ persons as the Board of Directors may from time to time determine and consider proper and most beneficial to the Company and on such terms and conditions, as the Board of Directors may from time to time deem fit, proper and appropriate;

RESOLVED FURTHER THAT the Board of Directors of the Company be and is hereby authorized to delegate all or any of the powers conferred on it by or under the aforesaid resolution to any Director or to the Company Secretary, as it may consider appropriate in order to give effect to the resolution;

RESOLVED FURTHER THAT the Board of Directors of the Company be and is hereby authorized to take such steps as may be necessary for obtaining necessary approvals - statutory, contractual or otherwise, in relation to the above and to settle all matters arising out of and incidental thereto and to sign and execute deeds, applications, documents and writings that may be required, on behalf of the Company, including filing of necessary forms and returns with the Ministry of Corporate Affairs and other concerned authorities and generally to do all such other acts, deeds, matters and things as may be necessary, proper, expedient or incidental for giving effect to the resolution."

Place: Irinjalakuda
Date: 28.08.2021

By Order of Board,
For ICL Fincorp Limited

Sd/-
K. G. Anilkumar
Managing Director
(DIN: 00766739)

Notes & Instructions

1. The Explanatory Statement pursuant to Section 102 of the Act read with rules setting out material facts pertaining to the proposed resolutions and reasons thereof are annexed for your consideration and requisite action.
2. The Annual Report of the Annual General Meeting is being sent by e-mail to all the Members, whose names appear in the Register of Members / list of Beneficial Owners as furnished by the Depositories i.e. National Securities Depository Limited (hereinafter referred to as “NSDL”) and Central Depository Services (India) Limited (hereinafter referred to as “CDSL”) as at the close of business hours on **Friday, the 27th day of August, 2021** and who have registered their e-mail address in respect of electronic holdings with the depository through the concerned Depository Participants and in respect of physical holding with the Company’s Registrar & Share Transfer Agent i.e. Cameo Corporate Services Limited (hereinafter referred to as “RTA”).
3. Members whose name appears on the Registrar of Members/ List of Beneficial owners as on the cut-off date will be considered for the purpose of remote e-voting and voting rights shall be reckoned on the paid-up value of shares registered in the name of the Members as on that date. A person who is not a Member as on the record date should treat this Notice for information purposes only. The Register of Members and Share Transfer Books of the Company shall remain closed from **Saturday, 18th day of September, 2021 to Saturday, the 25th day of September, 2021 (both days inclusive)** for annual closing.
4. The Board of Directors has appointed Cameo Corporate Services Limited, having office at Subramanian Building, No.1, Club House Road, Near Spencer’s Signal, Anna Salai, Chennai, Tamil Nadu - 600002, as the Registrar and Share Transfer Agent of the Company for the Share Registry Work (Physical and Electronic).
5. The Board of Directors of the Company, vide meeting held on Friday, the 13th day of August, 2021 has appointed Mr. K. G. Anilkumar, Managing Director (DIN: 00766739) of the Company, as the person responsible for the entire process of Annual General Meeting and e-voting.
6. The Board of Directors of the Company, vide meeting held on Friday, the 13th day of August, 2021 has appointed Mr. Yacob Pothumuriyil Ouseph, Practising Company Secretary having office at 02nd Floor, Kalarikkal Building, Karingachira, Tripunithura, Kerala – 682301 as the Scrutinizer for scrutinizing e-voting process in a fair and transparent manner.

7. The Company has issued paper notice on Monday, the 16th day of August, 2021 in The New Indian Express (English Newspaper) and Dinamani (Tamil Newspaper) requesting all the members to register their permanent e-mail address. It is clarified that members are required to register their e-mail address, in respect of electronic holdings with the depositories/depository participant and in respect of physical holding with the RTA.
8. In view of the outbreak of COVID-19 pandemic, the Ministry of Corporate Affairs (hereinafter referred to as "MCA") has vide its General Circular No. 02/2021 dated January 13, 2021 read together with General Circular Nos. 20/2020 dated May 05, 2020, 14/2020 dated April 08, 2020 & 17/2020 dated April 13, 2020 (hereinafter collectively referred to as "MCA Circulars"), permitted the holding of Annual General Meeting through VC/OAVM, without the physical presence of the Members at a common venue. In compliance with the provisions of the Companies Act, 2013 (hereinafter referred to as "the Act") and the MCA Circulars, the AGM of the Company is being held through VC/OAVM, without the physical presence of the Members at a common venue.
9. Pursuant to the provisions of Section 108 of the Companies Act, 2013 read with Rule 20 of the Companies (Management and Administration) Rules, 2014, as amended and MCA Circulars, the Company is providing facility of remote e-voting to its Members in respect of the business to be transacted at the AGM. For this purpose, the Company has entered into an agreement with CDSL for facilitating voting through electronic means, as the authorized e-voting agency. The facility of casting votes by a member using remote e-voting as well as the e-voting system on the date of the AGM will be provided by CDSL.
10. Members can join the AGM in the VC/OAVM mode 15 minutes before and after the scheduled time of the commencement of the meeting by following the procedure mentioned in the Notice. The facility of participation at the AGM through VC/OAVM will be made available to atleast 1000 members on first come first served basis. This will not include large Shareholders (Shareholders holding 2% or more shareholding), Promoters, Institutional Investors, Directors, Key Managerial Personnel, the Chairpersons of the Audit Committee, Nomination and Remuneration Committee and Stakeholders Relationship Committee, Auditors etc. who are allowed to attend the AGM without restriction on account of first come first served basis.

11. Member's log-in to the VC platform using the remote e-voting credentials shall be considered for record of attendance at the AGM and such Member attending the Meeting will be counted for the purpose of reckoning the quorum under Section 103 of the Act.
12. Pursuant to the provisions of the Section 105 of the Act, a member entitled to attend and vote at the AGM is entitled to appoint a proxy to attend and vote on his/her behalf and the proxy need not be a member of the Company. Since this AGM is being held pursuant to the MCA circulars through VC/OAVM, the requirement of physical attendance of members has been dispensed with. Accordingly, in terms of the MCA circulars, the facility for appointment of proxies by the members will not be available for this AGM and hence the proxy form and attendance slip are not annexed to this notice.
13. In line with the MCA Circulars, AGM Notice and Annual Report is being sent through electronic mode to those Members whose e-mail addresses are registered with the Company/ RTA/ Depositories. The Notice calling the AGM and Annual Report has been uploaded on the website of the Company at www.iclfincorp.com. The AGM Notice is also disseminated on the website of CDSL i.e. www.evotingindia.com. In case a member is desirous of obtaining an e-mail of Annual Report, he/she may send an e-mail to shareholder@iclfincorp.com.
14. In accordance with the Secretarial Standard on General Meetings ("SS-2") issued by the Institute of Company Secretaries of India (hereinafter referred to as "ICSI") read with Clarification/Guidance on applicability of Secretarial Standards – 1 and 2 issued by the ICSI, the proceedings of the AGM shall be deemed to be conducted at the Registered Office of the Company which shall be the deemed venue of the AGM. Since the AGM will be held through VC/OAVM, the Route Map is not annexed to this Notice.
15. Corporate/Institutional Members are entitled to appoint authorized representatives to attend the AGM through VC/OAVM on their behalf and cast their votes through remote e-voting or at the AGM. Corporate/Institutional Members (i.e. other than individuals/HUF, NRI, etc.) are required to send a scanned copy of the Board Resolution/Authority Letter, etc., authorizing their representative to attend the AGM through VC/OAVM on their behalf and to vote through remote e-voting or during the AGM. The said Resolution/Authorization shall be sent to the Scrutinizer by e-mail through its registered email address to csevoting@gmail.com.

16. The voting period shall commence on **Wednesday, the 22nd day of September, 2021 at 10.00 a.m. IST** and ends on **Friday, the 24th day of September, 2021 at 05.00 p.m. IST**. The remote e-voting facility shall be disabled by the CDSL for e-voting thereafter.
17. The Scrutinizer will submit a consolidated Scrutinizer's Report to the Chairman/Director after the completion of scrutiny on remote e-voting as well as the venue e-voting at the Annual General Meeting on the 27th day of September, 2021 at 02.00 p.m. at the Corporate of the Company at V.K.K. Building, Main Road, Irinjalakuda, Thrissur, Kerala – 680121 and will also be displayed on the website of the Company www.iclfincorp.com and on the website of CDSL www.evotingindia.com.
18. The Resolution shall be deemed to be passed on the date of the Meeting, i.e. 25th day of September, 2021, subject to receipt of the requisite number of votes in favour of the resolutions.
19. The Register of Directors and Key Managerial Personnel and their shareholding, maintained under Section 170 of the Act and the Register of Contracts or Arrangements in which the Directors are interested, maintained under Section 189 of the Act will be available electronically for inspection by the members during the AGM. All documents referred to in the Notice will also be available for electronic inspection without any fee by the members from the date of circulation of this Notice up to the date of AGM. Members seeking to inspect such documents can send an email to shareholder@iclfincorp.com. The same will be replied by the Company suitably.
20. As per Sections 124 and 125 of the Act, the amount of unpaid or unclaimed dividend lying in unpaid dividend account for a period of seven (7) years from the date of its transfer to the unpaid dividend account and the underlying Equity Shares of such unpaid or unclaimed dividend, are required to be transferred to the Investor Education and Protection Fund established by the Central Government. Once the amount is so transferred, no claim shall lie against the Company in respect of dividend amount thereafter. Shareholders are requested to send their claims, if any, for the Financial Year 2015-16 onwards, before the amount becomes due for transfer to the above Fund.

21. In case of any queries or grievances connected with the e-voting process, Members may contact the following official:

Mr. K. G. Anilkumar
Managing Director,
ICL Fincorp Limited
V. K. K. Building, Main Road,
Irinjalakuda, Thrissur, Kerala – 680121
Ph: 85890 23110, E mail: md@iclfincorp.com

22. The Instructions of Shareholders for remote e-voting and e-voting during AGM and joining meeting through VC/OAVM are as under:

- a) The voting period begins on **Wednesday, the 22nd day of September, 2021 at 10.00 a.m. IST** and ends on **Friday, the 24th day of September, 2021 at 05.00 p.m. IST**. During this period shareholders of the Company, holding shares either in physical form or in dematerialized form, as on cut-off date (record date) ie. **Saturday, the 18th day of September, 2021** may cast their vote electronically. The e-voting module shall be disabled by CDSL for voting thereafter.
- b) The voting rights of the Members shall be in proportion to their shares of the Paid up Equity Share Capital of the Company, as on the cut-off date ie. **Saturday, the 18th day of September, 2021**. Voting rights in the e-voting cannot be exercised by a proxy, though corporate and institutional Members shall be entitled to vote through authorized representatives with proof of their authorization. The voting right of the Equity Share is one vote per Equity Share, registered in the name of the Member.
- c) Shareholders who have already voted prior to the meeting date would not be entitled to vote at the meeting venue. Further, once the vote on a resolution is cast by a Member, the Member shall not be allowed to change it subsequently.
- d) Login method for e-voting and joining virtual meeting for individual shareholders holding securities in Demat mode is given below:

Type of shareholders	Login Method
<p>Individual Shareholders holding securities in Demat mode with CDSL</p>	<p>Users who have opted for CDSL’s Easi / Easiest facility, can login through their existing user id and password. Option will be made available to reach e-voting page without any further authentication. The URLs for users to login to Easi / Easiest are https://web.cdslindia.com/myeasi/home/login or www.cdslindia.com and click on Login icon and select New System Myeasi.</p> <p>After successful login the Easi / Easiest user will be able to see the e-voting option for eligible Companies where the e-voting is in progress as per the information provided by Company. On clicking the e-voting option, the user will be able to see e-voting page of the e-voting service provider for casting your vote during the remote e-voting period or joining virtual meeting & voting during the meeting. Additionally, there is also links provided to access the system of all e-voting service providers i.e. CDSL/NSDL/KARVY/LINKINTIME, so that the user can visit the e-voting service providers’ website directly. If the user is not registered for Easi/Easiest, option to register is available at https://web.cdslindia.com/myeasi/Registration/EasiRegistration</p> <p>Alternatively, the user can directly access e-voting page by providing Demat Account Number and PAN No. from a link in www.cdslindia.com home page. The system will authenticate the user by sending OTP on registered Mobile & Email as recorded in the Demat Account. After successful authentication, user will be able to see the e-voting option where the e-voting is in progress and also able to directly access the system of all e-votingservice providers.</p>
<p>Individual Shareholders holding securities in demat mode with NSDL</p>	<p>If you are already registered for NSDL IDeAS facility, please visit the e-Services website of NSDL. Open web browser by typing the following URL: https://eservices.nsdl.com either on a Personal Computer or on a mobile. Once the home page of e-Services is launched, click on the “Beneficial Owner” icon under “Login” which is available under ‘IDeAS’ section. A new screen will open. You will have to enter your User ID and Password. After successful authentication, you will be able to see e-voting services. Click on “Access to e-voting” under e-voting services and you will be able to see e-voting page. Click on Company name or e-voting service provider name and you will be re-directed to e-voting service provider website for casting your vote during the remote e-voting period or joining virtual meeting & voting during the meeting.</p>

	<p>If the user is not registered for IDeAS e-Services, option to register is available at https://eservices.nSDL.com. Select "Register Online for IDeAS "Portal or click at https://eservices.nSDL.com/SecureWeb/IdeasDirectReg.jsp</p> <p>Visit the e-voting website of NSDL. Open web browser by typing the following URL: https://www.evoting.nSDL.com/ either on a Personal Computer or on a mobile. Once the home page of e-voting system is launched, click on the icon "Login" which is available under 'Shareholder/Member' section. A new screen will open. You will have to enter your User ID (i.e. your sixteen digit demat account number hold with NSDL), Password/OTP and a Verification Code as shown on the screen. After successful authentication, you will be redirected to NSDL Depository site wherein you can see e-voting page. Click on Company name or e-voting service provider name and you will be redirected to e-voting service provider website for casting your vote during the remote e-voting period or joining virtual meeting & voting during the meeting.</p>
<p>Individual Shareholders (holding securities in demat mode) login through their Depository Participants</p>	<p>You can also login using the login credentials of your demat account through your Depository Participant registered with NSDL/CDSL for e-voting facility. After successful login, you will be able to see e-voting option. Once you click on e-voting option, you will be redirected to NSDL/CDSL Depository site after successful authentication, wherein you can see e-voting feature. Click on Company name or e-voting service provider name and you will be redirected to e-voting service provider's website for casting your vote during the remote e-voting period or joining virtual meeting & voting during the meeting.</p>

Important note: Members who are unable to retrieve User ID/ Password are advised to use Forget User ID and Forget Password option available at abovementioned website.

e) Helpdesk for Individual Shareholders holding securities in demat mode for any technical issues related to login through Depository i.e. CDSL and NSDL

Login type	Helpdesk details
Individual Shareholders holding securities in Demat mode with CDSL	Members facing any technical issue in login can contact CDSL helpdesk by sending a request at helpdesk.evoting@cdslindia.com or contact at 022- 23058738 and 22-23058542-43.
Individual Shareholders holding securities in Demat mode with NSDL	Members facing any technical issue in login can contact NSDL helpdesk by sending a request at evoting@nsdl.co.in or call at toll free no.: 1800 1020 990 and 1800 22 44 30

- f) Login method for e-voting and joining virtual meeting for **shareholders other than individual shareholders holding in Demat form & physical shareholders.**
- i. The shareholders should log on to the e-voting website www.evotingindia.com.
 - ii. Click on “Shareholders” module.
 - iii. Now enter your User ID
 - For CDSL: 16 digits beneficiary ID.
 - For NSDL: 8 Character DP ID followed by 8 Digits Client ID.
 - Shareholders holding shares in Physical Form should enter Folio Number registered with the Company.
 - iv. Next enter the Image Verification as displayed and Click on Login.
 - v. If you are holding shares in demat form and had logged on to www.evotingindia.com and voted on an earlier e-voting of any Company, then your existing password is to be used.
 - vi. If you are a first time user follow the steps given below:

	For Shareholders holding shares in Demat Form other than individual and Physical Form
PAN	Enter your 10 digit alpha numeric PAN issued by Income Tax Department (Applicable for both demat shareholders as well as physical shareholders). Shareholders who have not updated their PAN with the Company/Depository Participant are requested to use the sequence number sent by Company/RTA or contact Company/RTA.
Dividend Bank details OR Date of Birth (DOB)	Enter the Dividend Bank Details or Date of Birth (in dd/mm/yyyy format) as recorded in your demat account or in the Company records in order to login. If both the details are not recorded with the depository or Company please enter the member id / folio number in the Dividend Bank details field as mentioned in instruction (v).

- vii. After entering these details appropriately, click on “SUBMIT” tab.
- viii. Shareholders holding shares in physical form will then directly reach the Company selection screen. However, shareholders holding shares in demat form will now reach ‘Password Creation’ menu wherein they are required to mandatorily enter their login password in the new password field. Kindly note that this password is to be also used by the demat holders for voting for resolutions of any other Company on which they are eligible to vote, provided that Company opts for e-voting through CDSL platform. It is strongly recommended not to share your password with any other person and take utmost care to keep your password confidential.
- ix. For shareholders holding shares in physical form, the details can be used only for e-voting on the resolutions contained in this Notice.
- x. Click on the EVSN for the relevant **ICL Fincorp Limited** on which you choose to vote.
- xi. On the voting page, you will see “RESOLUTION DESCRIPTION” and against the same the option “YES/NO” for voting. Select the option YES or NO as desired. The option YES implies that you assent to the Resolution and option NO implies that you dissent to the Resolution.

- xii. Click on the “RESOLUTIONS FILE LINK” if you wish to view the entire Resolution details.
- xiii. After selecting the resolution you have decided to vote on, click on “SUBMIT”. A confirmation box will be displayed. If you wish to confirm your vote, click on “OK”, else to change your vote, click on “CANCEL” and accordingly modify your vote.
- xiv. Once you “CONFIRM” your vote on the resolution, you will not be allowed to modify your vote.
- xv. You can also take a print of the votes cast by clicking on “Click here to print” option on the voting page.
- xvi. If a demat account holder has forgotten the login password then Enter the User ID and the image verification code and click on Forgot Password & enter the details as prompted by the system.

23. Facility for Non – Individual Shareholders and Custodians

- i. Non-Individual shareholders (i.e. other than Individuals, HUF, NRI etc.) and Custodians are required to log on to www.evotingindia.com and register themselves in the “Corporates” module.
- ii. A scanned copy of the Registration Form bearing the stamp and sign of the entity should be emailed to helpdesk.evoting@cdslindia.com.
- iii. After receiving the login details a Compliance User should be created using the admin login and password. The Compliance User would be able to link the account(s) for which they wish to vote on.
- iv. The list of accounts linked in the login should be mailed to helpdesk.evoting@cdslindia.com and on approval of the accounts they would be able to cast their vote.
- v. A scanned copy of the Board Resolution and Power of Attorney (POA) which they have issued in favour of the Custodian, if any, should be uploaded in PDF format in the system for the scrutinizer to verify the same.
- vi. Alternatively Non Individual shareholders are required to send the relevant Board Resolution/ Authority letter etc. together with attested specimen signature of the duly authorized signatory who are authorized to vote, to the Scrutinizer csevoting@gmail.com and to the Company at the email address shareholder@iclfincorp.com, if they have voted from individual tab & not uploaded same in the CDSL e-voting system for the scrutinizer to verify the same.

24. Process for those Shareholders whose e-mail addresses or mobile number are not registered with the depositories for obtaining login credentials for e-voting for the resolutions proposed in this Notice:
- i. For Physical shareholders - please provide necessary details like Folio No., Name of shareholder, scanned copy of the share certificate (front and back), PAN (self attested scanned copy of PAN card), AADHAR (self attested scanned copy of Aadhaar Card) by e - mail to Company e - mail id shareholder@iclfincorp.com and to the RTA e-mail id cameo@cameoindia.com.
 - ii. For Demat shareholders - please provide Demat account details (CDSL-16 digit beneficiary ID or NSDL-16 digit DPID + CLID), Name, client master or copy of Consolidated Account statement, PAN (self attested scanned copy of PAN card), AADHAR (self attested scanned copy of Aadhaar Card) to Company e-mail id shareholder@iclfincorp.com and to the RTA e-mail id cameo@cameoindia.com.
25. Instructions for Shareholders attending the AGM through VC/OAVM are as under:
- i. The procedure for attending meeting & e-voting on the day of the AGM/EGM is same as the instructions mentioned above for remote e-voting.
 - ii. The link for VC/OAVM to attend meeting will be available where the EVSN of Company will be displayed after successful login as per the instructions mentioned above for remote e-voting.
 - iii. Shareholders who have voted through Remote e-voting will be eligible to attend the AGM. However, they will not be eligible to vote at the AGM.
 - iv. Shareholders are encouraged to join the meeting through Laptops, Smartphones, Tablets and iPads for better experience. Further shareholders will be required to allow Camera and use Internet with a good speed to avoid any disturbance during the meeting. Members will need the latest version of Chrome, Safari, Internet Explorer 11, MS Edge or Firefox. Please note that participants connecting from Mobile Devices or Tablets or through Laptops connecting via mobile hotspot may experience audio/video loss due to fluctuation in their respective network. It is therefore recommended to use stable Wi-Fi or LAN connection to mitigate any glitches.

- v. Shareholders who would like to express their views/ask questions during the meeting may register themselves as a speaker by sending their request in advance atleast **3 days prior to meeting** mentioning their name, demat account number/folio number, e-mail id, mobile number at Company email id shareholder@iclfincorp.com. The shareholders who do not wish to speak during the AGM but have queries may send their queries in advance **3days prior to meeting** mentioning their name, demat account number/folio number, e-mail id, mobile number at Company e-mail id shareholder@iclfincorp.com. These queries will be replied to by the Company suitably by e-mail.
 - vi. Those shareholders who have registered themselves as a speaker will only be allowed to express their views/ask questions during the meeting.
 - vii. Only those shareholders, who are present in the AGM through VC/OAVM facility and have not casted their vote on the resolutions through remote e-voting and are otherwise not barred from doing so, shall be eligible to vote through e-voting system available during the AGM.
 - viii. If any votes are cast by the shareholders through the e-voting available during the AGM and if the same shareholders have not participated in the meeting through VC/OAVM facility, then the votes cast by such shareholders shall be considered invalid as the facility of e-voting during the meeting is available only to the shareholders attending the meeting.
26. If you have any queries or issues regarding attending AGM & e-voting from the e-voting System, you may refer the Frequently Asked Questions ("FAQs") and e-voting manual available at www.evotingindia.com, under help section or write an email to helpdesk.evoting@cdslindia.com or contact Mr. Nitin Kunder (022-23058738) or Mr. Mehboob Lakhani (022-23058543) or Mr. Rakesh Dalvi (022-23058542).
27. All grievances connected with the facility for voting by electronic means may be addressed to Mr. Rakesh Dalvi, Manager, Central Depository Services (India) Limited, A Wing, 25th Floor, Marathon Futurex, Mafatlal Mill Compounds, N. M. Joshi Marg, Lower Parel (East), Mumbai - 400013 or send an email to helpdesk.evoting@cdslindia.com or call on 022-23058542/43.

STATEMENT OF MATERIAL FACTS PURSUANT TO SECTION 102 OF THE COMPANIES ACT, 2013

Item No. 4 - Appointment of Mr. Sreejith Surendran Pillai as a Non – Executive Director of the Company

The Board of Directors of the Company, on the recommendation of the Nomination & Remuneration Committee, had appointed Mr. Sreejith Surendran Pillai as an Additional Director (Non - Executive) of the Company with effect from 28th day of November, 2020. Pursuant to Section 161(1) of the Companies Act 2013, Mr. Sreejith Surendran Pillai shall hold office only upto the date of 30th Annual General Meeting. The Company has received notice under Section 160 of the Companies Act, 2013 signifying candidature of Mr. Sreejith Surendran Pillai for directorship of the Company. The Company has also received consent to act as a Director of the Company in form DIR 2 and declaration that he is not disqualified from being appointed as a Director of the Company in Form DIR 8.

Disclosures under Secretarial Standard - 2, issued by the Institute of Company Secretaries of India is detailed as below.

Sl. No.	Particulars	Response
01.	Name	Mr. Sreejith Surendran Pillai
02.	Director Identification Number (DIN)	05315692
03.	Terms & conditions of appointment	Appointed as Non – Executive Director of the Company. During the tenure, Mr. Sreejith Surendran Pillai may receive sitting fees under Section 197 (5) of the Companies Act, 2013 and other reimbursement of expenses for participation in the Board and other Committee Meetings.
04.	Nationality	Indian
05.	Date of Birth Age	10.04.1982, 39 Years

06.	Business Address (along with Phone, Fax and Email)	Caits Info Solutions Private Limited 57/391-D Thirunalath Arcade, Chilavanoor Road, Kadavanthra P.O., Kochi, Ernakulam, Kerala – 682020, Mob: 9400300931, Email: ceo@caitsinfo.com
07.	Residential Address (along with Phone, Fax and Email)	Srishti, Opp. Govt High School Aroor P.O., Cherthala, Alappuzha Kerala - 688534, Mob: 9400300931 Email: ceo@caitsinfo.com
08.	Educational/professional qualifications	Graduate Diploma in Information Technology Bachelor of Arts (Economics)
09.	Experience if any, in the Financial Services Sector (including Banking Sector)	Nil
10.	Details of Remuneration for the Financial Year 2020 – 2021	Sitting Fees for 2 Board Meetings – Rs.10,000/-
11.	Designation and Date of first appointment on Board	Additional Director (Non-Executive) w.e.f 28.11.2020
12.	Relation with other Directors, Managers or Key Managerial Personnel	Not Applicable
13.	Number of Board Meetings attended during the Financial Year 2020 - 2021 Financial Year 2021 - 2022	02 06
14.	Name(s) of other organizations or entities or associations or Unincorporated entities in which the person has held the post of Chairman or Managing Director or Director or Chief Executive Officer or associated with the above entities in any other capacity. Indicating the activity of the Company and regulators, if any	Managing Director at Caits Info Solutions Private Limited

15.	Memberships / Chairmanships of Committees of the Board	<u>ICL Fincorp Limited</u> a. Audit Committee (Member) b. Debenture & Bond Committee (Member) c. Risk Management Committee (Member) d. IT Strategy Committee (Member)
16.	Directorship and Membership of Committees of the Board in Listed entities	Nil
17.	Shareholding in the Company a) as on 31.03.2021 b) as on 13.08.2021	0.029 % 0.029 %
18.	Brief Resume Mr. Sreejith Surendran Pillai, having more than 12 years' experience in IT field is a founder of Caits Info Solutions, a leading IT solution Company in Kerala. He holds Diploma in Information Technology from MCC Computer Education. He also holds BA Economics degree from Kerala University. He awarded as the Best computer engineering and system administrator from spichem JAC project. He is a proud member of Business Network International (BNI) since November, 2019 and a president of BNI Pioneer chapter from November, 2020.	

The Board is of the view that the continued association of Mr. Sreejith Surendran Pillai and rich experience and knowledge in the IT sector would definitely benefit the Company and will support the Board to discharge its functions and duties effectively. Further, Mr. Sreejith Surendran Pillai also possess appropriate skills, expertise and competencies in the context of the Company's present and proposed businesses. Mr. Sreejith Surendran Pillai also fulfills the conditions specified in the Companies Act, 2013 and the Companies (Appointment and Qualification of Directors) Rules, 2014 for the proposed appointment as a Non-Executive Director of the Company. Further, Mr. Sreejith Surendran Pillai is not disqualified from being appointed as Director in terms of section 164 of the Companies Act, 2013.

Mr. Sreejith Surendran Pillai shall be paid sitting fees for attending the meetings of the Board and Committees thereof, according to the Remuneration Policy of the Company from time to time. Pursuant to the provisions of Section 152 (2) of the Companies Act, 2013, every Director shall be appointed in a General Meeting by way of Ordinary Resolution.

Hence, the proposed resolution is recommended for the consideration and approval of the Members of the Company.

Copy of draft letter of appointment constituting terms and conditions of appointment and other allied documents, being referred in the resolution would be available for inspection by the Members free of cost, in physical or electronic form during business hours ie, 09.30 a.m. to 05.30 p.m. at the Registered Office and Corporate Office of the Company and at the ensuing Annual General Meeting.

Save and except Mr. Sreejith Surendran Pillai, to the extent of shareholding interest in the Company, none of the other Directors or Key Managerial Personnel or other relatives are, in any way, concerned or interested, financially or otherwise in the said resolution.

Item No. 5 - Re-appointment of Mr. K.G. Anilkumar as the Managing Director of the Company

The Members at the 25th Annual General Meeting held on 30th day of September, 2016 had re-appointed Mr. K.G. Anilkumar (DIN: 00766739) as the Managing Director of the Company for a term of consecutive 5 (five) years commencing from 01.10.2016 to 30.09.2021. In supersession to earlier resolutions, the Members vide 29th Annual General Meeting held on 30th day of September, 2020 had also approved a minimum remuneration of Rs.10,00,00,000/- (Rupees Ten Lakhs Only) per month.

The Members are hereby informed that the Board of Directors of the Company had, on the recommendation of the Nomination & Remuneration Committee, re-appointed Mr. K.G Anilkumar as the Managing Director and designated as “Key Managerial Personnel” of the Company for a term of consecutive 5 (five) years effective from 01st day of October, 2021 to 30th day of September, 2026. Considering the performance exhibited by Mr. K.G Anilkumar in the challenging market environment, expansion of businesses etc. and to bridge the compensation gap as reflected in the peer benchmarking exercise carried out by the Company, the Board of Directors of the Company, on recommendation of the Nomination and Remuneration Committee had approved a monthly remuneration of Rs. 10,00,000/- (Rupees Ten Lakhs Only), by way of salary, perquisites, allowances etc., exclusive of provision for car with driver for official purposes and such other common employee benefits like gratuity, leave encashment etc., for a period of three years effective from 01st day of September, 2021 to 30th day of August, 2024, subject to Schedule V to the Companies Act, 2013 and approval of the Members of the Company.

The Board is taking continued efforts to expand the branches to different parts of the Country and to increase diversified businesses and the same will be rewarding both in financial and non-financial terms in coming Financial Years. The Members are hereby informed that the net profits of the Company for the Financial Year 2020-2021 is inadequate for the payment of proposed managerial remuneration. Further, due to the proposed expansion of branches, the Company may likely to have inadequate profits in the coming few years also. In case of no profits or inadequacy of profits as calculated under Section 198 of the Companies Act, 2013, the Company may pay remuneration in accordance with the provisions of Schedule V to the Companies Act, 2013. Being the Company is under a remarkable progress under the present management and considering the current market position, your Board recommends the above remuneration, exclusive of the out of pocket expenses, provision for car with driver for official purposes and such other common employee benefits like gratuity, leave encashment etc., as minimum remuneration payable to Mr. K.G Anilkumar. The said minimum remuneration proposed is appropriate and in the best interest of the Company.

In addition to the minimum remuneration as above, considering the growth of the Company in non-financial terms, managerial remuneration, if approved by the Nomination and Remuneration Committee, commission based on the net profits of the Company for the Financial Years commencing from 2021- 2022 to 2023-2024 during the tenure of appointment not exceeding 1% (one percent) of such profits may also be provided.

Disclosures under Secretarial Standard - 2, issued by the Institute of Company Secretaries of India is detailed as below.

Sl. No.	Particulars	Response
01.	Name	Mr. Kuzhuppilly Govinda Menon Anilkumar
02.	Director Identification Number (DIN)	00766739
03.	Terms & Conditions of appointment	Managing Director of the Company, for a term of consecutive 5 years effective from 01 st day of October, 2021 to 30 th day of September, 2026.

		<p>Monthly remuneration of Rs. 10,00,000/- (Rupees Ten akhs Only), for a period of three years effective from 01st day of September, 2021 to 30th day of August, 2024.</p> <p>Provision of car with driver for official use will not be considered as perquisites. In addition to the monthly remuneration, employee related benefits like gratuity, leave encashments etc. as applicable in general may also be provided.</p> <p>Commission based on the net profits for the Financial Years commencing from 2021-2022 to 2023-2024 not exceeding 1% (one percent) of such profits, according to the performance of the Company and subject to the approval of Nomination and Remuneration Committee and Board of Directors.</p>
04.	Nationality	Indian
05.	Date of Birth Age	28.06.1963 58 Years
06.	Business Address (along with Phone, Fax and Email)	V. K. K. Building, Main Road, Irinjalakuda, Thrissur, Kerala – 680121 Mob : 9605353135, Email: md@iclfincorp.com
07.	Residential Address (along with Phone, Fax and Email)	Errekheth House, Sugrtham, Santhi Nagar, Irinjalakuda, North P. O., Thrissur, Kerala - 680125, Mob : 9605353135, Email: md@iclfincorp.com
08.	Educational/professional qualifications	BA; MBA; LLB
09.	Experience if any, in the Financial Services Sector (including Banking Sector)	Having approximately 17 years of experience in the Non - Banking Financial Sector and other related areas.

10.	Details of Remuneration for the Financial Year 2020 - 2021	Rs.95,00,000/-
11.	Designation and Date of first appointment on Board	Director w.e.f 14.07.2004
12.	Relation with other Directors, Managers or Key Managerial Personnel	Spouse of Ms. Umadevi Anilkumar, Whole Time Director of the Company
13.	Number of Board Meetings attended during the Financial Year 2020-2021 Financial Year 2021-2022	7 meetings 9 meetings
14.	Name(s) of other organizations or entities or associations or unincorporated entities in which the person has held the post of Chairman or Managing Director or Director or Chief Executive Officer or associated with the above entities in any other capacity. Indicating the activity of the Company and regulators, if any	<ol style="list-style-type: none"> 1. Salem Erode Investments Limited (Managing Director) Activity – NBFC 2. ICL Chits Limited (Director) Activity – Chits 3. ICL Tours and Travels Private Limited (Director) Activity – Tours and Travels 4. ICL Nidhi Limited (Chairman & Director) Activity - Nidhi 5. Snow View Tex Collections Private Limited (Director) Activity – Retail trade of textiles and garments 6. ICL Medilab Private Limited (Chairman & Director) Activity – Medical

15.	Memberships / Chairmanships of Committees of the Board	<u>ICL Fincorp Limited</u> a. Debenture and Bond Committee (Chairman) b. Stakeholders Relationship Committee (Member) c. Risk Management Committee (Chairman) d. Share Allotment Committee (Chairman) e. IT Steering Committee (Chairman) f. Branch Authorization Committee (Chairman)
16.	Directorship and Membership of Committees of the Board in Listed entities	Managing Director of Salem Erode Investments Limited
17.	Shareholding in the Company as on 31.03.2021 as on 13.08.2021	1,44,60,320 Equity Shares (32.62%) 1,50,80,663 Equity Shares (34.02%)
18.	<p>Brief Resume</p> <p>Mr. K.G. Anilkumar belongs to Irinjalakuda, a place of cultural and historical importance in the State of Kerala. His better half, friend and life time companion is Ms. Umadevi Anilkumar. His father, late Mr. Kuzhuppilly Govinda Menon was a famous freedom fighter in Kerala. He has done graduation in B.A, Post-Graduation in Business Management (MBA) as well as an LLB holder. He is currently undergoing PhD in Banking & Finance, which shows his insatiable thirst for knowledge. He is the Managing Director of ICL Fincorp Limited since 14.07.2004. It's his great business acumen and quiet strength that led ICL group to grow into a nationally known brand. His unique capabilities have won him several awards and accolades, to name a few:</p> <ul style="list-style-type: none"> • 'Excellence in Finance Sector Award' for the year 2019 from His Excellency, the Vice President of India, Mr. M. Venkaiah Naidu. 	

- “Bharat Excellence Award” for the year 2015 from His Excellency the Governor of Tamil Nadu, Mr. Rosaiah.
- Consumer Protection Award for the year 2015 by Kerala Chief Whip Adv. Thomas Unniyadan, MLA.
- JCI group “Business Excellence Award” for the year 2015 by Mr. P. K. Kunhalikutty (Minister of Industries and Information Technology, Kerala).
- Business Excellence Award 2016 – Mangalalosavam – by Mr. A. C. Moideen, Minister for Industries, Sports and Youth Affairs.
- Business Reliability Award 2016 – Reporter Channel.
- Dharmamudhra Award, 2016.
- Karma Sreshta Puraskaram, 2016 - Kerala Kaladeepam.
- Best Achiever Award, 2016 - Lions International.
- Phoenix Award, 2016 - Kairali TV by Padma Shri. Bharat Mammooty, Film Actor.
- Jeevan T V Felicitation Award, 2017 by Ms. Nirmala Sitharaman, Defence Minister together with Mr. Ravi Shankar Prasad, Minister of Electronics and Information Technology.
- Kerala Kaladeepam Felicitation Award, 2017 for the Best Performing NBFC of the year.
- Consumer Protection Award.

He oversees the planning, designing and funding of new projects, with a view to directing the Group towards the optimum utilization of resources and funds. Under his leadership the Group has made substantial efforts to strengthen and improve customer relationship and established its strong presence in retail finance. His operations and management skills have been crucial in the smooth transition of the Company from being a local player to one with a pan-India presence. His inputs are central to the structure and has aided in the financial inclusion of giving gold loans to the masses, especially the economically weaker sections of society and the lower middle classes living in rural and semi-urban areas.

	<p>Today, the Company has emerged as one among the profitable NBFCs in the regions of Kerala, Tamil Nadu, Telangana, Andhra Pradesh and Karnataka. It is a fast growing entity and has branches all over the regions of Kerala, Tamil Nadu, Telangana, Andhra Pradesh and Karnataka and is continuously striving to expand its wings by opening branches all over India. There are six other Companies falling under the umbrella of ICL Group viz. Salem Erode Investments Limited, ICL Tours & Travels Private Limited, ICL Chits Limited, ICL Nidhi Limited, Snow View Tex Collections Private Limited and ICL Medilab Private Limited.</p> <p>The contribution of Mr. K. G. Anilkumar to the social services sector assumes immense value in today's not so broadminded world and his efforts are much acclaimed. Even during his busy schedule, he has found time and energy to pursue his philanthropic work to help poor and needy and also help promoting cultural activities and artists. To support his efforts he has established ICL Cultural & Charitable Trust which undertakes various charitable activities like helping/sponsoring students who are economically backward by distributing educational help, adopting needy children and ensuring that their wellbeing and educational needs are fulfilled, conducting blood donation camps, helping palliative care units etc.</p>
19.	<p>Performance Evaluation</p> <p>Mr. K. G. Anilkumar has awarded with 100% attendance at Board Meetings, General Meeting and various Committee Meetings and actively participated throughout the meetings. The Board evaluated and confirmed that the said Director has exercised duties with due and reasonable care, skill and diligence, along with cent percent independent judgment and in the best in the interest of the Company. Mr. K. G. Anilkumar has complied with all the guidelines with respect to the professional conduct, role, functions and duties, as mentioned in the Companies Act, 2013.</p> <p>The performance evaluation criteria for accessing the appointment or regularization of Directors, inter-alia, includes factors like participation at Board/Committee Meetings, managing relationship with fellow Board Members, knowledge and skill, personal attributes like ethics and integrity, independent judgment with regard to corporate strategy, performance, risk management etc., corporate governance implementation, knowledge about the Company and external environment in which it operates, confidentiality level, adherence to the applicable code of conduct for Directors etc.</p>

Information as per Schedule V to the Companies Act, 2013 is as under:

I. General Information:

01.	Nature of Industry	Non - Banking Financial activities
02.	Date or expected date of commencement of commercial production	Not applicable
03.	In case of new Companies, expected date of commencement of activities as per project approved by financial institutions appearing in the prospectus	Not applicable
04.	Financial performance based on given indicators	Financial performance for the Financial Year 2020-2021 Gross Revenue - Rs.75,99,11,373/- Profit after Tax – Rs. 1,42,34,349/- Dividend – Nil EPS – 0.32
05.	Foreign investments or collaborations, if any.	Not applicable

II. Information about the Directors to whom remuneration is payable as mentioned above.

01.	Background Details	Detailed in brief resume as above
02.	Past Remuneration	Rs.10,00,000/- per month
03.	Recognition or awards	Detailed in brief resume as above
04.	Job Profile and suitability	Detailed in brief resume as above
05.	Remuneration proposed	Monthly remuneration of Rs. 10,00,000/- (Rupees Ten Lakhs Only), for a period of three years effective from 01 st day of September, 2021 to 30 th day of August, 2024. Provision of car with driver for official use will not be considered as perquisites. In addition to the monthly remuneration, employee related benefits like gratuity, leave encashments etc. as applicable in general may also be provided.

		Commission based on the net profits for the Financial Years commencing from 2021-2022 to 2023-2024 not exceeding 1% (one percent) of such profits, according to the performance of the Company and subject to the approval of Nomination and Remuneration Committee and Board of Directors.
06.	Comparative remuneration profile with respect to industry, size of the Company, profile of the position and person (in case of expatriates the relevant details would be with respect to the country of his origin)	The Company requires expertise for appropriate fund allocation, optimum utilization of various resources in the business etc. Mr. K. G. Anilkumar has successfully proved expertise in the said areas in very effective manner. Considering the Covid 9 impact, your Board is of the view that Mr. K. G. Anilkumar could play a vital and inevitable role to overcome the economic crisis, which may arises. The remuneration proposed is commensurate with other organisations of the similar type, size and nature.
07.	Pecuniary relationship directly or indirectly with the Company, or relationship with the Managerial Personnel, if any	<p>a) Mr. K.G. Anilkumar is holding 1,50,80,663 number of Equity Shares, constituting 34.02% percentage voting power in the Company as on 13.08.2021.</p> <p>b) Spouse of Mr. Umadevi Anilkumar, Whole Time Director and Chief Executive Officer of the Company's holding 41,01,799 number of Equity Shares, constituting 9.25% percentage voting power in the Company as on 13.08.2021.</p>

III. Other Information:

01.	Reasons of loss or inadequate profits
	<p>The total income for the Financial Year 2020-2021 was Rs. 75,99,11,373/- as against Rs. 57,02,16,165/- during the preceding Financial Year 2019-2020. In absolute terms the Company has registered a growth of Rs.18,96,95,208 during the Financial Year 2020-2021 over the preceding Financial Year 2019-2020. In percentage term it worked out to 33.27%. The Company registered a net profit of Rs. 1,42,34,349/- during the Financial Year 2020-2021 as against a net profit of Rs. 57,31,734/- achieved during the preceding Financial Year 2019-2020. The Board is pleased to inform that the Company has more than doubled its net profit during the Financial Year 2020-2021 despite adverse market conditions prevailed during the major part of the Financial Year 2020-2021 on account of the pandemic situation.</p> <p>The initial lock down that was announced by the Government on March 25, 2020 which lasted up to April 14, 2020. Further, lock downs were extended by the Government several times during the Financial Year 2020-2021 which resulted in complete stoppage of branch operations. The performance of even the well capitalized Companies were affected due to COVID-19 situation during the Financial Year 2020-2021 and your Company is no exception to this as far as the business levels of the Company is concerned. The Company could only improve the advances from Rs.249,45,76,802/- to Rs.300,47,60,543/-, ie 20% growth only in advances portfolio. Your Board has taken adequate measures to ensure sufficient liquidity is available at all times during the pandemic period prevailed during the major part of the Financial Year 2020-2021 by proper Asset Liability Management (ALM). Despite all these circumstances and adverse market conditions during the Financial Year 2020-2021, your Company could post reasonable results. The Company has opened 8 new branches during the Financial Year 2020-2021 there by taking a total Branch Network to 180as on March 31, 2021.</p> <p>The deferred revenue expenditures to the extent of Rs.1,96,27,066/- was written off during the Financial Year 2020-2021 which slightly brought down the net profits of your Company.</p>
02.	Steps taken or proposed to be taken for improvement
	In order to increase the business further, your Company has planned to expand the Branch network from 180 to 1000within a period of 12 months.
03.	Expected increase in productivity and profits in measurable terms
	It is expected that further relaxation in lock down conditions will be carried out by the Government during the current Financial Year 2021-2022. The Company expects that with further relaxations, improvement in consumer sentiment and increased consumer spending the growth momentum is likely to pick up during the current Financial Year 2021-2022. In this regard the Company had taken several measures/ initiatives including streamlining the organisational structure of the Company.

IV. Disclosures

The remuneration package of Mr. K.G. Anilkumar is as given above. The Explanatory Statement together with other allied documents, being referred in the resolution shall be construed to be memorandum setting out the terms of the appointment as specified under Section 190 of the Companies Act, 2013.

The Board is of the view that the continued association Mr. K.G Anilkumar as the Managing Director of the Company and his rich experience and knowledge in the financial and administration sectors would definitely benefit the Company. Further, Mr. K.G. Anilkumar also possesses appropriate skills, expertise and competencies in the context of the Company's present and proposed businesses.

Pursuant to the provisions of Section 196 (4) of the Companies Act 2013, appointment of Managing Director along with the terms and conditions of such appointment and remuneration payable shall be approved in a General Meeting by way of Ordinary Resolution. Further para 1 of Part III of Schedule V to the Companies Act, 2013 mandates the appointment and remuneration of Managerial Personnel to be approved in the General Meeting by way of resolution. As the Managerial Remuneration and Commission based Profits recommended to Mr. K.G Anilkumar may exceed the ceiling limits prescribed under Table A of Section II of Part II of Schedule V to the Companies Act, 2013, the proposed resolution is recommended for the consideration and approval of the Members of the Company by way of Special Resolution.

Copy of draft letter of appointment constituting terms and conditions of appointment and other allied documents, being referred in the resolution would be available for inspection by the Members free of cost, in physical or electronic form during business hours ie, 09.30 a.m. to 05.30 p.m. at the Registered Office and Corporate Office of the Company and at the ensuing Annual General Meeting.

Save and except Mr. K.G Anilkumar and Ms. Umadevi Anilkumar, spouse of Mr. K.G Anilkumar and relatives to the extent of shareholding interest in the Company, none of the other Directors or Key Managerial Personnel or other relatives are, in any way, concerned or interested, financially or otherwise in the said resolution.

Item No. 6 - Issuance of Equity Shares on Preferential Issue basis

The Members are hereby informed that the Board of Directors of the Company had proposed to offer, issue and allot 1,00,00,000 Equity Shares of face value of Rs.10/- (Rupees Ten Only) each for cash at an issue price of Rs.20/- (Rupees Twenty Only) on preferential basis to Mr. K.G. Anilkumar, Chief Promoter and Managing Director of the Company.

The Members are hereby informed that the Company is in continuous requirement of working capital for meeting existing and future financial requirements to support its business operations and branch expansions. Presently, the main source of finance is through issue of Debt Securities like Non-Convertible Debentures and Bonds, both secured & unsecured. Your Board has also approached various Banks and Financial Institutions for availing various credit facilities. Even though, the Banks have various credit schemes to promote the Non-Banking Financial activities like Lines of Credits, Term Loans for the purpose of on-lending to Priority Sector customers, Partial Credit Guarantee scheme etc., the benefits of the same to the small and mid - sized NBFCs are debatable. However, your Board is trying its best in availing fund based loans from Banks and other financial institutions and the same is in progress. The Company is on a growth phase and additional equity investment in the Company will further help in evolution and expansion of networks. The equity infusion will also strengthen the Company's balance sheet and reduce finance cost for the Company. In order to achieve the above objective, strengthen its financial position and considering the market financial uncertainty generated due to Covid 9 pandemic through the Country, it is advisable to raise equity by way of preferential offer in addition to the raising of funds through Debt Securities.

Disclosures under Section 62 of the Companies Act, 2013 and Rule 13 of the Companies (Share Capital and Debenture) Rules 2014 is detailed as below.

Sl. No.	Particulars	Response
i.	Objects of the issue	General Corporate purposes and to meet working capital requirements. To overcome the financial uncertainty generated due to Covid 19 pandemic through the Country.
ii.	Total number of Shares or other Securities to be issued	1,00,00,000 Equity Shares of face value of Rs.10/- each
iii.	Price or price band at/within which the allotment is proposed	The issue price is Rs.20/- per Equity Share, provided that the minimum price of Equity Shares so which the allotment is issued shall not be less than the price arrived by a Registered Valuer.
iv.	Basis on which the price has been arrived at along with report of the Registered Valuer	Discounted Free Cash Flow (DCF) method
v.	Relevant date with reference to which the price has been arrived at	27 th day of August, 2021, being 30 days prior to the date of Annual General Meeting.

vi.	Class or classes of persons to whom the allotment is proposed to be made	Mr. K.G. Anilkumar, Chief Promoter and Managing Director of the Company
vii.	Intention of Promoters, Directors or Key Managerial Personnel to subscribe to the offer	Save and except Mr. K.G. Anilkumar, Managing Director none of the other Promoters, Directors or Key Managerial Personnel of the Company are subscribing to the Preferential Allotment. However, upon completion of the proposed preferential issue, there will be no change in the classification of Promoter and Promoters' Group, except change in shareholding of Mr. K.G Anilkumar from 34.02% to 46.16%.
viii.	Proposed time within which the allotment shall be completed	Offer shall be valid for one year and the allotment shall be completed within a period of twelve months from the date of passing of the Special Resolution in one or more tranches.
ix.	Names of the proposed allottees and the percentage of post preferential offer capital that may be held by them	Mr. K.G. Anilkumar 46.16%
x.	Change in control, if any, in the Company that would occur consequent to the preferential offer	Presently, Mr. K.G. Anilkumar is classified as Promoter of the Company and consequent to the completion of preferential offer Mr. K.G. Anilkumar will continue to be classified as Promoter and will be in control of the Company.
xi.	Number of persons to whom allotment on preferential basis have already been made during the year, in terms of number of Securities as well as price	During the period from 1 st day of April, 2021 till 13 th day of August, 2021, the Company has not made any preferential allotments.
xii.	Justification for the allotment proposed to be made for consideration other than cash together with valuation report of the Registered Valuer	Not Applicable
xiii.	The pre issue and post issue Shareholding pattern of the Company	As on 13.08.2021

Sl. No.	Category	Pre Issue		Post Issue	
		No. of Shares held	% of Share holding	No. of Shares held	% of Share holding
A	Promoters' holding				
1.	Indian				
	Individual	1,92,93,934	43.52	2,92,93,934	53.91
	Bodies Corporate				
	Sub Total	1,92,93,934	43.52	2,92,93,934	53.91
2.	Foreign Promoters				
	Sub Total (A)	1,92,93,934	43.52	2,92,93,934	53.91
B	Non-Promoters' holding				
1.	Institutional Investors				
2.	Non-Institution :				
	Private Corporate Bodies	72,647	0.16%	72,647	0.13%
	Directors and Relatives	91,999	0.21%	91,999	0.17%
	Indian Public	2,39,95,239	54.12%	2,39,95,239	44.16%
	Others (Including NRIs)	8,81,133	1.99%	8,81,133	1.62%
	Sub Total(B)	2,50,41,018	56.48%	2,50,41,018	46.09%
	Grand Total	4,43,34,952	100%	5,43,34,952	100%

Disclosures under Section 42 of the Companies Act, 2013 and Rule 14 of the Companies (Prospectus and Allotment of Securities) Rules, 2014 is detailed as below.

Sl. No.	Particulars	Response
i.	Particulars of the offer including date of passing of Board Resolution	The Board of Directors vide meeting held on 13 th day of August, 2021 has proposed to offer, issue and allot 1,00,00,000 Equity Shares of face value of Rs.10/- (Rupees Ten Only) each for cash at an issue price of Rs.20/- (Rupees Twenty Only) for a total consideration of Rs.20,00,00,000/- (Rupees Twenty Crores Only) on preferential basis to Mr. K.G. Anilkumar, Managing Director (DIN: 00766739) of the Company in one or more tranches for meeting the general corporate purposes, working capital requirements of the Company and to overcome the financial uncertainty generated due to Covid 19 pandemic through the Country.
ii.	Kinds of Securities offered and the price at which security is being offered	Equity Shares of face value of Rs.10/- (Rupees Ten Only) each for cash at an issue price of Rs.20/- each.
iii.	Basis or justification for the price (including premium, if any) at which the offer or invitation is being made	The issue price is Rs.20/- per share, provided that the minimum price of Equity Shares so which the allotment is issued shall not be less than the price arrived by a Registered Valuer.
iv.	Name and address of valuer who performed valuation	Vivro Financial Services Pvt. Ltd. CIN:U67120GJ1996PTC029182 Merchant Banker, SEBI Reg. No. INM000010122 Vivro House, 11, Shashi Colony, Opp. Suvidha Shopping Center, Paldi, Ahmedabad, Gujarat, India – 380 007
v.	Amount which the Company intends to raise by way of such Securities	Rs.20,00,00,000/-

vi.	<p>Material terms of raising such Securities, proposed time schedule, purposes or objects of offer, contribution being made by the Promoters or Directors either as part of the offer or separately in furtherance of objects principle terms of assets charged as Securities.</p>	<p><u>Material terms</u> The Company shall offer, issue and allot for 1,00,00,000 Equity Shares of face value of Rs.10/- (Rupees Ten Only) each for cash at an issue price of Rs.20/- (Rupees Twenty Only) for a total consideration of Rs.20,00,00,000/- (Rupees Twenty Crores Only) on preferential basis to Mr. K.G. Anilkumar, Managing Director (DIN: 00766739) of the Company.</p> <p><u>Proposed time schedule</u> Offer shall be valid for one year and the allotment shall be completed within a period of twelve months from the date of passing of the Special Resolution in one or more tranches.</p> <p><u>Objects of offer</u> General Corporate purposes and to meet working capital requirements and to overcome the financial uncertainty generated due to Covid 19 pandemic through the Country.</p> <p><u>Contribution being made by the Promoters</u> Preferential Offer is being proposed to Mr. K.G. Anilkumar, Promoters and Managing Director of the Company.</p> <p><u>Principle terms of assets charged as Securities</u> Not applicable</p>
-----	--	--

The Board of Directors is of view that the proposed issue is in the best interest of the Company. Section 62 (1) (c) and 42 of the Companies Act, 2013 mandates that the issue of Equity Shares on Preferential basis shall be previously approved in the General Meeting by way of Special Resolution. Hence, the proposed resolution is recommended for the consideration and approval of the Members of the Company.

Copy of draft PAS 4 along with application form, inviting to subscribe to the Equity Shares, and other allied documents, being referred in the resolution would be available for inspection by the Members free of cost, in physical or electronic form during business hours ie, 09.30 a.m. to 05.30 p.m. at the Registered Office and Corporate Office of the Company and at the ensuing Annual General Meeting.

Save and except Mr. K.G. Anilkumar, Managing Director and Ms. Umadevi Anilkumar, Whole Time Director, being spouse of Mr. K.G. Anilkumar and relatives to the extent of shareholding interest in the Company, none of the other Directors or Key Managerial Personnel or other relatives are, in any way, concerned or interested, financially or otherwise in the said resolution.

Item No. 7 - Issue of Non-Convertible Securities.

The Members vide. 29th Annual General Meeting held on Wednesday, the 30th day of September, 2020 had approved ceiling limits with respect to issue of debt securities on private placement basis as provided under Section 23, 42 and 71 of the Companies Act, 2013 upto Rs.1000,00,00,000/- (Rupees One Thousand Crores only). As informed in agenda no 6, the Company is in continuous requirement of working capital for meeting existing and future financial requirements to support its business operations and branch expansions. Presently, the main source of finance is through issue of Debt Securities like Non - Convertible Debentures and Bonds, both secured & unsecured. Your Board is of the view that the fund raising by way of Debt Securities is much easier and cost effective, as compared to credit facilities from Banks and Financial Institutions. Considering the financial uncertainty generated due to Covid 19 pandemic through the Country, it is advisable to continue the existing fund raising mechanism of issue of Debt Securities.

The Members are hereby informed that the Board of Directors of the Company had proposed to offer, issue and allot 1,00,00,000 Non-Convertible Debentures, both Secured & Unsecured of face value of Rs.1000/- (Rupees One Thousand Only) each for cash on private placement and public issue basis aggregating to Rs.1000,00,00,000/- (Rupees One Thousand Crores Only). The Company is on a growth phase and additional funds by way of debt instruments will further help in evolution and expansion of networks. The source of finance through debt instruments help in reduction of finance cost, expansion of lender base, improve debt maturity profile and reduction in exposure with the scheduled and commercial banks. Further, it will also strengthen the Company's balance sheet and reduce finance cost for the Company which in turn will improve the capability to obtain credit facilities at better terms and overall reduced cost.

The Members are further informed that during the Financial Year 2020- 2021 the Company has raised Rs. 122,99,63,000/- (Rupees One Hundred Twenty Two Crores Ninety Nine Lakhs and Sixty Three Thousand Only) by issue of Non-Convertible Debentures/Bonds on Private Placement basis and the projected offer and issue of the same for the Financial Year 2021-2022 is Rs.800,00,00,000/- (Rupees Eight Hundred Crores Only). The outstanding Non-Convertible Debentures as on 31st day of March, 2021 stood at Rs. 217,27,67,000/- (Rupees Two Hundred Seventeen Crores Twenty Seven Lakhs and Sixty Seven Thousand Only). Considering the above requirements and future expectations of the Company, the ceiling limits of Non - Convertible Securities may be remained same i.e, Rs. Rs.1000,00,00,000/- (Rupees One Thousand Crores Only).

Disclosures under Section 42 of the Companies Act, 2013 and Rule 14 of the Companies (Prospectus and Allotment of Securities) Rules, 2014 is detailed as below.

Sl. No.	Particulars	Response
i.	Particulars of the offer including date of passing of Board Resolution	The Board of Directors vide meeting held on 13 th day of August, 2021 has proposed to offer, issue and allot 1,00,00,000 Non – Convertible Debentures, both Secured & Unsecured of face value of Rs.1000/- (Rupees One Thousand Only) each for cash on both private placement and public issue basis aggregating to Rs.1000,00,00,000/- (Rupees One Thousand Crores Only) to public and various invitees, in one or more tranches for meeting the general corporate purposes, working capital requirements of the Company and to overcome the financial uncertainty generated due to Covid 19 pandemic through the Country.
ii.	Kinds of Securities offered and the price at which security is being offered	Non-Convertible Debentures, both secured & unsecured of face value of Rs.1000/- (Rupees One Thousand Only) each.

iii.	Basis or justification for the price (including premium, if any) at which the offer or invitation is being made	Not Applicable
iv.	Name and address of valuer who performed valuation	Not Applicable
v.	Amount which the Company intends to raise by way of such Securities	Rs.1000,00,00,000/-
vi.	Material terms of raising such Securities, proposed time schedule, purposes or objects of offer, contribution being made by the Promoters or Directors either as part of the offer or separately in furtherance of objects principle terms of assets charged as Securities.	<p><u>Material terms</u> The Company shall offer, issue and allot 1,00,00,000 Non – Convertible Debentures, both Secured & Unsecured of face value of Rs.1000/- (Rupees One Thousand Only) each for cash on both private placement and public issue basis aggregating to Rs.1000,00,00,000/- (Rupees One Thousand Crores Only) to the Public and various invitees, as decided by the Board.</p> <p><u>Proposed time schedule</u> Private Placement Offer shall be valid for one year and the allotment shall be completed within a period of twelve months from the date of passing of the Special Resolution in one or more tranches. Public Issue Offers shall be according to the provisions of Securities and Exchange Board of India (Issue and Listing of Debt Securities) Regulations, 2021 and the Securities and Exchange Board of India (Listing Obligations and Disclosure Requirements) Regulations, 2015.</p>

		<p><u>Objects of offer</u> General Corporate purposes and to meet working capital requirements and to overcome the financial uncertainty generated due to Covid 19 pandemic through the Country.</p> <p><u>Contribution being made by the Promoters</u> Private Placement Offers are used to be subscribed by Promoters of the Company.</p> <p>Public Issue subscription shall be according to the provisions of the Securities and Exchange Board of India (Issue and Listing of Non-Convertible Securities) Regulations, 2021 and the Securities and Exchange Board of India (Listing Obligations and Disclosure Requirements) Regulations, 2015.</p> <p><u>Principle terms of assets charged as Securities</u> Fully secured by hypothecation of all loan receivables, advances, fixed assets and other unencumbered assets of the Company, both present and future</p>
--	--	--

The Board of Directors is of view that the proposed issue of debt securities is in the best interest of the Company. Public Issue and allotment shall be done according to the provisions of the Securities and Exchange Board of India (Issue and Listing of Non-Convertible Securities) Regulations, 2021 and the Securities and Exchange Board of India (Listing Obligations and Disclosure Requirements) Regulations, 2015. Section 42 of the Companies Act, 2013 and rules made thereunder mandates that all the offer of securities or invitation to subscribe to securities on Private Placement basis shall be previously approved in the General Meeting by way of Special Resolution. Further the said Act stipulates that in case of an offer or invitation for Non-Convertible Debentures, it would be sufficient if the Company passes Special Resolution only once in a year for all offer(s) or invitation(s) for such Non-Convertible Debentures issued on a private placement basis during the year. Hence, the proposed resolution is recommended for the consideration and approval of the Members of the Company.



Copy of draft PAS 4 along with application form and other allied documents, being referred in the resolution would be available for inspection by the Members free of cost, in physical or electronic form during business hours ie, 09.30 a.m. to 05.30 p.m. at the Registered Office and Corporate Office of the Company and at the ensuing Annual General Meeting.

None of the Directors or Key Managerial Personnel of the Company or their relatives are concerned or interested, financially or otherwise, in the said resolution.

By Order of Board,
For **ICL Fincorp Limited**

Sd/-
K. G. Anilkumar
Managing Director
(DIN: 00766739)

Place: Irinjalakuda
Date: 28.08.2021

BOARD'S REPORT

To,
The Members,
ICL Fincorp Limited

Your Directors present before you the 30th Annual Report of the Company together with the Audited Financial Statements for the year ended March 31, 2021.

I. Financial Summary and Highlights

a) Operations

Over the last few years, the Company has established itself as one of the leading Non-Banking Financial Companies in Kerala. The business model of the Company is built on well-defined multiple product offerings and well developed systems and processes. In April 2013, the Company opened its first branch in Annamanada and has now expanded to 180 branches. Currently we have a strong workforce of 1000 plus dedicated employees in our establishment. We have reached a milestone by initiating few branches in the state of Odisha which will soon be opened in a couple of day's time. Similarly, we target to spread the network in the economically profitable and viable states like New Delhi, Maharashtra, Madhya Pradesh, Gujarat, West Bengal, Puducherry and Goa. As of now, we have wide spread presence and network across Southern states of India like Kerala, Tamil Nadu, Andhra Pradesh, Telangana, and Karnataka.

The commercial operations during the year under report were progressive. The Company has earned an income of Rs.75,99,11,373/- (Rupees Seventy Five Crores Ninety Nine Lakhs Eleven Thousand Three Hundred and Seventy Three Only) as compared to Rs. 57,02,16,165/- (Rupees Fifty Seven Crores Two Lakhs Sixteen Thousand One Hundred and Sixty Five Only) during the previous year. The total expenditure of the Company for the year was Rs. 73,67,87,893/-(Rupees Seventy Three Crores Sixty Seven Lakhs Eighty Seven Thousand Eight Hundred and Ninety Three Only)as compared to Rs. 56,19,38,853/- (Rupees Fifty Six Crores Nineteen Lakhs Thirty Eight Thousand Eight Hundred and Fifty Three Only), mainly due to finance cost and employee related expenses, which were unavoidable.

The Company incurred profit of Rs.1,42,34,349/- (Rupees One Crore Forty Two Lakhs Thirty Four Thousand Three Hundred and Forty Nine Only) as against net profit amounting to Rs. 57,31,734/- (Rupees Fifty Seven Lakhs and Thirty One Thousand Seven Hundred and Thirty Four Only) during the previous Financial Year. Your Directors are hopeful to further expand the operations of the Company in the coming year.

Standalone Financial Summary

<i>Particulars</i>	<i>For the year ended March 31, 2021 (Rs.)</i>	<i>For the year ended March 31, 2020 (Rs.)</i>
Total Income	75,99,11,373	57,02,16,165
Total Expense	73,67,87,893	56,19,38,853
Profit/Loss before Tax	2,31,23,480	82,77,312
Less Current Income Tax	1,05,50,240	51,30,740
Less Deferred Tax	(14,90,469)	(23,37,751)
(Excess)/Short provision of Previous Years	(1,70,640)	(2,47,410)
Net Profit/Loss after Tax	1,42,34,349	57,31,734
Earnings per share (Basic)	0.32	0.15
Earnings per Share(Diluted)	0.32	0.15

Consolidated Financial Summary

<i>Particulars</i>	<i>For the year ended March 31, 2021 (Rs.)</i>	<i>For the year ended March 31, 2020 (Rs.)</i>
Total Income	76,34,91,730	57,98,39,217
Total Expense	72,12,88,905	57,20,73,781
Profit/Loss before Tax	4,22,02,825	77,65,436
Less Current Income Tax	1,50,14,536	53,64,448
Less Deferred Tax	(7,36,974)	(18,83,106)
(Excess)/Short provision of Previous Years	(28,536)	(2,47,410)
Net Profit/Loss after Tax	2,79,53,799	45,31,505
Earnings per share (Basic)	0.63	0.12
Earnings per Share(Diluted)	0.63	0.12

b) Reserves

During the year the Company had transferred an amount of Rs. 31,00,000/- (Rupees Thirty One Lakhs Only) to Statutory Reserves. An amount of Rs. 1,09,53,946/- (Rupees One Crore Nine Lakhs Fifty Three Thousand Nine Hundred and Forty Six Only) is proposed to be retained in the Statement of Profit and Loss.

c) Dividend

With a view to conserve profit for proposed expansion activities of the Company and considering the challenging situation caused by outbreak of the COVID-19 pandemic, the Board of Directors has not recommended any dividend on Equity Shares of the Company for the Financial Year ended March 31, 2021.

d) Change in Accounting Standards

The financial presentation of the Company has been changed from the Accounting Standards to Indian Accounting Standards subsequent to the takeover of Salem Erode Investments Limited, Listed Subsidiary Company.

II. State of Company's affairs

a) Key Business Developments

i. Branch Network

During the year under report, the number of branches of the Company expanded from 163 to 180 across the 5 states in South India, ie. Kerala, Tamil Nadu, Telangana, Andhra Pradesh and Karnataka including 4 Branches for its subsidiary Company Salem Erode Investments Limited and in a couple of days' time, new branches will be opened in the state of Odisha. Having a widespread branch network enable the Company to service and support the existing as well as fresh customers from proximate locations which gives easy access to services and also enables the Company to reach new potential customers.

ii. Merging, shifting or closure of branches.

The Company is in the process of improving efficiency of operations of existing branches by identifying those branches which are below the Break Even Point in terms of revenue generation and taking appropriate actions like merging, shifting or closure through due statutory procedures. Discussions and scrutiny on merger, shifting and closure of various branches are on Board.

iii. Status of Corporate License for Insurance Business

Corporate License for insurance business, proposed to be implemented by the Company is delayed due to Covid 19 pandemic and your Board is hopeful to implement the same by the end of December, 2022.

iv. New Corporate Office

Your Board is taking continuous efforts to complete the construction of the proposed new Corporate Office of the Company at Irinjalakuda, Thrissur District of Kerala. All necessary arrangements with interior consultant, fire consultant, electrical consultant, network consultant etc. has already been completed and the same is expected to be inaugurated by the beginning of the next Financial Year.

b) Other material event having an impact on the affairs of the Company

- *Impact of Coronavirus disease (COVID-19)*

Your Board has taken sufficient measures to ensure adequate liquidity is available at all times during the pandemic period by proper Asset Liability Management. All the preventive measures and guidelines implemented by both the Central Government and State Government to contain the spread of pandemic, including but not limited to withdrawal of biometric punching facility for taking attendance, regular sanitization, online meetings, work from home, restrictions on entry of visitors, home quarantines etc., are being carried out by the Company. The Management has also constituted a Quick Response Team consisting of a Director and top management officials at the initial stage of lock down declared by the Central Government to provide regular updates to the Board on significant developments and directions and instructions from regulators/outside institutions/agencies.

- *Disbursement & Recovery*

Due to repetitive lock down measures initiated by the Government, entire operations in regular mode were affected. Since the Branches were not in a position to open and operate the branches, Gold Loans segment, the main business of your Company was turn affected as your Company could not sanction or release any fresh gold loan. Your Company managed the recovery effectively by offering customers the option to make remittances through online banking/ phone transfers and other electronic modes. Since the loan recovery efforts of your Company has not been significantly impaired, there was no adverse impact on the revenue of the Company.

- *Impact on ancillary businesses*

More than 90% of the total loan portfolio of your Company comprises of Gold Loan. In case of other retail loans, there are no fresh disbursements but renewal of such loans is allowed in the case of genuine and credit worthy customers. Recovery and collection mechanism is good in these segments as well. Forex and money transfer operations were also hindered during the lock down period.

- *Fund Raising*

The major financial resource of your Company is through the issue of Non – Convertible Debentures. Your Company expects to maintain stability in the inflow of Debentures when compared to normal time/ situation. Further, the Management initiated raising of funds in the form of Non-Convertible Preference Shares on private placement basis during the year under report.

- *Non-Performing Assets*

The Company expects to improve the gold loan portfolio during the current year in view of raising the Gold prices. However the Company will continue to maintain the Loan to Value ratio within the prescribed norms.

Your Company had completed auction procedures as planned for the Financial Year 2020 - 2021 and hence, NPA is below 2% as on 31st day of March, 2021. More than 90% of loan portfolio is under Gold Loan category and market value of gold is expected to continue increasing trend in coming year also.

The Company is maintaining a LTV of 70%, keeping in mind the asset quality. The Company focus on maintaining the asset quality and also serving the existing customer base of your Company effectively.

The impact of COVID 19 would be more or less the same in future operations of your Company as well. But your Board believes that your Company would be able to perform even better during the later periods because now the Company is equipped to face the situations in future also.

Your Company with its 180 branches, operates mostly in its premises for procuring its advances (gold loans). So, travel restrictions and border closures are not expected to make material impact on ability to operate. But, marketing activities including cluster marketing, road shows, brand value addition etc. which are carried out centrally at various locations will stand affected thereby impairing the sales edge.

III. Material Changes and Commitments

There was no change in the nature of the business during the year under report.

IV. External environment and economic outlook

India's Non-Banking Financial Companies grew at a slower pace in second and third quarters of Financial Year 2020-2021 on annual basis due to COVID-19 led disruptions and muted demand but continued to disburse credit. The V-shaped economic recovery is supported by the initiation of a mega vaccination drive with hopes of a robust recovery in the services sector and prospects for robust growth in consumption and investment. The fundamentals of the economy remain strong as gradual scaling back of lockdowns along with the astute support of the Government have placed the economy firmly on the path of revival. This path would entail a growth in real GDP by 2.4 percent over the absolute level of 2019-2020 implying that the economy would take two years to reach and go past the pre-pandemic level. India's GDP growth rate in 2021 is projected at 12.55%, India is in 5th position out of 193 economies. India is among six economies that will experience a double-digit growth rate in 2021, with a 7.965% contraction in 2020, India is at the 150th position.

V. Capital and Debt Structure

i. Share Capital of the Company

The Authorized Share Capital of the Company is Rs. 120,00,00,000/- (Rupees One Hundred and Twenty Crores Only) consisting of 10,00,00,000 Equity Shares of Rs.10/- (Rupees Ten Only) each and 20,00,000 Preference Shares of Rs.100/- (Rupees One Hundred Only) each. The Issued, Subscribed and Paid up Share Capital of the Company is Rs. 46,31,49,520/- (Rupees Forty Six Crores Thirty One Lakhs Forty Nine Thousand Five Hundred and Twenty Only) divided into 4,43,34,952 Equity Shares of Rs.10/- (Rupees Ten Only) each and 1,98,000 Preference Shares of Rs.100/- (Rupees One Hundred Only) each.

During the year under report, the Company had issued 1,98,000 Preference Shares of Rs.100/- (Rupees One Hundred Only) each by which the Issued, Subscribed and Paid up Preference Share Capital of the Company has increased to Rs. 46,31,49,520/- (Rupees Forty Six Crores Thirty One Lakhs Forty Nine Thousand Five Hundred and Twenty Only). The details of allotment are as follows:

Date of issue	Date of allotment	Method of allotment	Issue price	Number of shares allotted	Number of shares or securities allotted to the Promoter Group
12.02.2021	10.03.2021	Private Placement	Rs.100	1,18,000	Nil
11.03.2021	29.03.2021	Private Placement	Rs.100	80,000	Nil

Events occurred after Balance Sheet date

The Company had issued 86,000 Preference Shares of Rs.100/- (Rupees One Hundred Only) each by which the Issued, Subscribed and Paid up Share Capital of the Company has increased to Rs. 47,17,49,520/- (Rupees Forty Seven Crores Seventeen Lakhs Forty Nine Thousand Five Hundred and Twenty Only). The details of allotment are as follows:

Date of offer	Date of allotment	Method of allotment	Issue Price	Number of shares allotted	Number of shares or securities allotted to the Promoter Group
16.04.2021	05.05.2021	Private Placement	Rs.100	19,000	Nil
07.06.2021	23.06.2021	Private Placement	Rs.100	43,000	Nil
24.06.2021	09.07.2021	Private Placement	Rs.100	24,000	Nil

ii. Non-Convertible Debentures/Bonds

During the year under review, your Company has issued Secured Redeemable Non-Convertible Debentures and Bonds and raised an amount aggregating to Rs. 122,48,63,000/- (Rupees One Hundred Twenty Two Crores Forty Eight Lakhs and Sixty Three Thousand Only) by way of issuance of Non-Convertible Debentures and Rs. 51,00,000/- (Rupees Fifty One Lakhs Only) by way of issuance of Bonds, on a private placement basis in various tranches. The funds raised from Non-Convertible Debentures and Bonds were utilized for the purpose of financing and for short term & long term working capital. The details of tenure, Interest/coupon rate & periodicity of payment are as follows:

Monthly Schemes

Particulars	General Category	Senior Citizens
13 months' Scheme	11.50 % p.a.	12.00 % p.a.
24 months' Scheme	12.00 % p.a.	12.50 % p.a.
36 months' Scheme	12.25 % p.a.	12.75 % p.a.

Cumulative Schemes

Particulars	General Category	Senior Citizens
13 months' Scheme	12.00 % p.a.	12.50 % p.a.
24 months' Scheme	12.50 % p.a.	13.00 % p.a.
36 months' Scheme	12.75 % p.a.	13.25 % p.a.

Doubling Scheme (Cumulative)

Particulars	General Category	Senior Citizens
65 months' Scheme	13.66 % p.a.	13.66 % p.a.

The details of Non-Convertible Debentures/Bonds issued and allotted during the year are as follows:

Date of allotment	Number of Securities allotted	Method of allotment	Issue Price	Amount raised
17.04.2021	28,071	Private Placement	1,000	2,80,71,000
12.05.2020	78,830	Private Placement	1,000	7,88,30,000
21.05.2020	5,100	Private Placement	1,000	51,00,000
13.06.2020	40,682	Private Placement	1,000	4,06,82,000
13.06.2020	8,150	Private Placement	1,000	81,50,000
30.06.2020	63,198	Private Placement	1,000	6,31,98,000
14.07.2020	63,226	Private Placement	1,000	6,32,26,000
14.07.2020	49,197	Private Placement	1,000	4,91,97,000
11.08.2020	58,395	Private Placement	1,000	5,83,95,000

27.08.2020	79,280	Private Placement	1,000	7,92,80,000
27.08.2020	35,131	Private Placement	1,000	3,51,31,000
12.09.2020	53,325	Private Placement	1,000	5,33,25,000
29.09.2020	49,472	Private Placement	1,000	4,94,72,000
13.10.2020	48,381	Private Placement	1,000	4,83,81,000
02.11.2020	62,200	Private Placement	1,000	6,22,00,000
18.11.2020	54,911	Private Placement	1,000	5,49,11,000
05.12.2020	51,090	Private Placement	1,000	5,10,90,000
21.12.2020	60,169	Private Placement	1,000	6,01,69,000
07.01.2021	49,245	Private Placement	1,000	4,92,45,000
27.01.2021	52,125	Private Placement	1,000	5,21,25,000
09.02.2021	56,917	Private Placement	1,000	5,69,17,000
23.02.2021	53,575	Private Placement	1,000	5,35,75,000
09.03.2021	50,503	Private Placement	1,000	5,05,03,000
25.03.2021	68,050	Private Placement	1,000	6,80,50,000
30.03.2021	10,740	Private Placement	1,000	1,07,40,000

VI. Credit Rating

The Credit Rating by Brickwork Ratings are as follows:

Facilities	Amount (In Rs. Crores)	Rating	Date on which the credit rating was obtained	Revision in the credit rating
Proposed NCD	133.45	BWR BB+/ Stable	11.11.19	30.12.20
NCD	16.55			

VII. Management

i. Directors and Key Managerial Personnel

The changes in the constitution of the Board of Directors of the Company during the year under report are as follows:-.

Your Board has appointed Mr. Sreejith Surendran Pillai (DIN: 05315692) as a Non-Executive Director (Additional) of the Company with effect from 28th day of November, 2020 to hold office up to the date of 30th Annual General Meeting of the Company. The Board is of the view that the association of Mr. Sreejith Surendran Pillai and rich experience and knowledge in the financial and secretarial sectors would definitely benefit the Company and support the Board to discharge its functions and duties effectively. Further, Mr. Sreejith Surendran Pillai also possess appropriate skills, expertise and competencies in the context of the Company's present and proposed businesses. In the opinion of the Board, Mr. Sreejith Surendran Pillai fulfills the conditions specified in the Companies Act, 2013 and the Companies (Appointment and Qualification of Directors) Rules, 2014 for the proposed appointment as a Non-Executive Director of the Company. Further, Mr. Sreejith Surendran Pillai is not disqualified from being appointed as Director in terms of section 164 of the Act. Further to the consideration of performance evaluation covering various aspects including attendance and level of participation, interpersonal relationship, independent judgement, understanding of roles and responsibilities etc., Mr. Sreejith Surendran Pillai may be appointed as a Non-Executive Director of the Company, liable to retire by rotation. Being eligible for appointment and in the best interest of the Company, your Board recommends the appointment of Mr. Sreejith Surendran Pillai as a Non-Executive Director of the Company with effect from 28th day of November, 2020.

The Members vide. 29th Annual General Meeting held on 30th day of September, 2020 has appointed Ms. Umadevi Anilkumar (DIN: 06434467) as Whole Time Director and Chief Executive Officer of the Company for a term of consecutive 5 Years effective from 01st day of September, 2020 to 30th day of August, 2025 and regularized the appointment of Mr. Shinto Stanly (DIN: 06534505) as an Independent Director of the Company to hold office for a term of 5 consecutive years i.e. from 03rd day of December, 2019 to 02nd day of December, 2024.

Mr. Prasanjit Kumar Baul, an Associate Member of Institute of Company Secretaries of India (Membership No: A34347) was appointed as the Whole Time Company Secretary and Compliance officer of the Company with effect from 09th day of December, 2020 in place of Ms. Karthika Pottekkatt Surendranath, former Whole Time Company Secretary of the Company, who resigned from the said position with effect from 28th day of November, 2020.

Ms. Umadevi Anilkumar, Whole Time Director (DIN: 06434467) of the Company, who retires by rotation and being eligible offered herself for re-appointment. Being eligible for appointment and in the best interest of the Company, your Board recommends the re-appointment of Ms. Umadevi Anilkumar as a Director of the Company, liable to retire by rotation.

Events occurred after Balance Sheet date

Mr. Sajish E.G. (DIN: 06842134) who hold position as Independent Director in the Company resigned with effect from on 13th day of July, 2021 due to pre-occupancies.

Mr. Natarajan R., a Member of the Institute of Chartered Accountants of India (Membership No: A035898) was appointed as the Chief Financial Officer of the Company with effect from 21st day of June, 2021 in place of Mr. Subramanian R., (Membership No: 026299) former Chief Financial Officer of the Company, who resigned from the said position with effect from 21st day of June, 2021.

Mr. Prasanjit Kumar Baul, an Associate Member of Institute of Company Secretaries of India (Membership No: A34347) who hold position of Whole Time Company Secretary and Compliance Officer of the Company, resigned from the said position with effect from 15th day of July, 2021

ii. Declaration from Independent Directors on Annual Basis

The Company has received necessary declaration from all the Independent Directors of the Company as per section 149(7) of the Companies Act, 2013 confirming that they meets with the criteria of Independence as laid down under Section 149 (6) of Companies Act, 2013. Further, the Independent Directors have complied with the Code for Independent Directors prescribed in Schedule IV to the Companies Act, 2013 and Code of Conduct for Directors and senior management personnel of the Company.

iii. Meetings of the Board of Directors of the Company

During the year, the Board of Directors of the Company had convened 07 (Seven) meetings, details of the same as mentioned below.

Sl. No.	Date of the Meeting	Present throughout the meeting	Percentage of attendance
01.	06.04.2020	Mr. K. G. Anilkumar Ms. Umadevi Anilkumar Mr. K. K. Wilson Mr. E.G. Sajish Mr. Nadarajan Mr. Shinto Stanly	100%
02.	30.06.2020	Mr. K. G. Anilkumar Ms. Umadevi Anilkumar Mr. K. K. Wilson Mr. E.G. Sajish Mr. Shinto Stanly	83%
03.	27.08.2020	Mr. K. G. Anilkumar Ms. Umadevi Anilkumar Mr. K. K. Wilson Mr. Shinto Stanly	67%
04.	29.10.2020	Mr. K. G. Anilkumar Ms. Umadevi Anilkumar Mr. K. K. Wilson Mr. E.G. Sajish Mr. Shinto Stanly	83%
05.	28.11.2020	Mr. K. G. Anilkumar Ms. Umadevi Anilkumar Mr. K. K. Wilson Mr. Shinto Stanly	67%
06.	12.02.2021	Mr. K. G. Anilkumar Ms. Umadevi Anilkumar Mr. K. K. Wilson Mr. Shinto Stanly Mr. Sreejith S.P.	71%
07.	11.03.2021	Mr. K. G. Anilkumar Ms. Umadevi Anilkumar Mr. K. K. Wilson Mr. E.G. Sajish Mr. Nadarajan Mr. Shinto Stanly Mr. Sreejith S.P.	100%

iv. General Meetings held during the financial year

During the Financial Year one General Meeting and one Extra Ordinary General Meeting of the shareholders were held, details of the same are disclosed below:

Nature of Meeting	Date of Meeting	Number of Members attended	Percentage of attendance
29 th Annual General Meeting	30.09.2020	39	0.88%
01 st / 2020-2021 Extra Ordinary General Meeting	31.12.2020	30	0.68%

v. Committees of the Board

The Company has various Committees which have been constituted as a part of good corporate governance practices and the same are in compliance with the requirements of the relevant provisions of applicable laws and statutes.

a) Audit Committee

i) Description & Terms of reference

The Company has constituted and maintained Independent, Competent and Qualified Audit Committee by complying the provisions of Section 177 of the Companies Act, 2013 and Rule 6 of the Companies (Meetings of Board and its Powers) Rules, 2014 and amendments made thereunder. The functions of the Audit Committee include the following:

- Review of Financial Statements and Auditors' Report.
- Recommendation for appointment, retention, termination, remuneration and terms of appointment of Statutory Auditors of the Company and allied matters.
- Recommendation for appointment, retention, termination, remuneration and terms of appointment of Internal Auditors of the Company, review of Internal Auditors' report and allied matters.

- Recommendation for appointment, retention, termination, remuneration and terms of appointment of Chief Financial Officer of the Company, review of Internal Auditors' report and allied matters.
- Statement of uses / application of funds.
- Overview the financial performance of Subsidiary Company.
- Approval of Related Party Transactions and such other subsequent related modifications.
- Such other matters envisaged in the aforesaid provisions of the Companies Act, 2013 and rules made thereunder.

ii) Composition

The Audit Committee had been reconstituted during the year 2020-2021 and the members of the Committee during the year under report before and after reconstitution are as follows:

Before reconstitution

Name & Designation	Nature of Directorship	Position in Committee
Mr. E.G. Sajish	Independent Director	Chairman
Mr. K. G. Anilkumar	Managing Director	Member
Mr. Nadarajan	Independent Director	Member

After reconstitution

Name & Designation	Nature of Directorship	Position in Committee
Mr. Shinto Stanly	Independent Director	Chairman
Mr. E.G. Sajish	Independent Director	Member
Mr. K. K. Wilson	Non-Executive Director	Member

Events occurred after Balance Sheet date

The Board of Directors vide. meeting held on 13th day of July, 2021 has inducted Mr. Sreejith S.P.(DIN:05315692) as a member to the Committee in place of Mr. Sajish E.G. (DIN: 06842134), who resigned from the Board on 13th day of July, 2021.

iii) Meetings & Attendance

During the year, the Audit Committee of the Company had convened 4 (four) meetings, details of the same as mentioned below.

Sl. No.	Date of the Meeting	Present throughout the meeting	Percentage of attendance
01.	06.04.2020	Mr. E.G. Sajish Mr. K. G. Anilkumar Mr. Nadarajan	100%
02.	10.08.2020	Mr. Shinto Stanly Mr. E.G. Sajish Mr. K. K. Wilson	100%
03.	27.08.2020	Mr. Shinto Stanly Mr. E.G. Sajish Mr. K. K. Wilson	100%
04.	20.11.2020	Mr. Shinto Stanly Mr. E.G. Sajish Mr. K. K. Wilson	100%

b) *Nomination & Remuneration Committee*

i) Description & Terms of reference

The Company has constituted and maintained Competent and Qualified Nomination and Remuneration Committee by complying the provisions of Section 178 of the Companies Act, 2013 and Rule 6 of the Companies (Meetings of Board and its Powers) Rules, 2014 and amendments made thereunder. The functions of the Nomination and Remuneration Committee include the following:

- Review and approval of appointment, removal, resignation and retirement of Directors, Key Managerial Personnel and Senior Management Staff of the Company.
- Review and approval of remuneration to Directors, Key Managerial Personnel and Senior Management Staff of the Company.
- Evaluation of performance of Directors, Key Managerial Personnel, Senior Management Staff and Committees of Board
- Review performance of Directors, Key Managerial Personnel and Senior Management Staff of Subsidiary Companies.
- Such other matters envisaged in the aforesaid provisions of the Companies Act, 2013 and rules made there under.

ii) Composition

The Nomination and Remuneration Committee had been reconstituted during the year 2020-2021 and the members of the Committee during the year under report before and after reconstitution are as follows:

Before reconstitution

Name & Designation	Nature of Directorship	Position in Committee
Mr. Nadarajan	Independent Director	Chairman
Mr. E.G. Sajish	Independent Director	Member
Mr. K. K. Wilson	Non-Executive Director	Member

After reconstitution

Name & Designation	Nature of Directorship	Position in Committee
Mr. Shinto Stanly	Independent Director	Chairman
Mr. Nadarajan	Independent Director	Member
Mr. K. K. Wilson	Non-Executive Director	Member

iii) Meetings & Attendance

During the year, the Nomination and Remuneration Committee of the Company had convened 3 (three) meetings, details of the same as mentioned below.

Sl. No.	Date of the Meeting	Present throughout the meeting	Percentage of attendance
01.	20.06.2020	Mr. E.G. Sajish Mr. K. K. Wilson	67%
02.	10.08.2020	Mr. Shinto Stanly Mr. Nadarajan Mr. K. K. Wilson	100%
03.	20.11.2020	Mr. Shinto Stanly Mr. Nadarajan Mr. K. K. Wilson	100%

c) *Stakeholders Relationship Committee*

i) Description & Terms of reference

The Company has constituted and maintained Competent and Qualified Stakeholders Relationship Committee by complying the provisions of Section 178 (5) of the Companies Act, 2013 and amendments made thereunder. The functions of the Stakeholders Relationship Committee include the following:

- Ensure that the views / concerns of the shareholders are highlighted to the Board at appropriate time and that the steps are taken to address such concerns.
- Resolve complaints related to transfer/transmission of shares, non-receipt of annual report and non-receipt of declared dividends, General Meetings, issue of new/duplicate certificates and new certificates on split/consolidation/renewal etc., transfer/transmission, dematerialization and re-materialization of Equity Shares in a timely manner and oversee the performance of the Register and Transfer Agents.
- Review the process and mechanism of redressal of investor complaints and suggesting measures of improving the existing system of redressal of investor grievances

- Such other matters envisaged in the aforesaid provisions of the Companies Act, 2013 and rules made thereunder.

ii) Composition

The Stakeholders Relationship Committee had been reconstituted during the year 2020-2021 and the members of the Committee during the year under report before and after reconstitution are as follows:

Before reconstitution

Name & Designation	Nature of Directorship	Position in Committee
Mr. K.G. Anilkumar	Managing Director	Chairman
Ms. Umadevi Anilkumar	Whole Time Director	Member
Mr. K. K. Wilson	Non-Executive Director	Member

After reconstitution

Name & Designation	Nature of Directorship/Designation	Position in Committee
Mr. Shinto Stanly	Independent Director	Chairman
Mr. K. G. Anilkumar	Managing Director	Member
Ms. Umadevi Anilkumar	Whole Time Director	Member
Ms. Soumya Parameswaran	Finance Manager	Member
Mr. Sam S. Maliakal	Human Resource Manager	Member
Mr. Anoop K.P.	Senior Manager – Sales & Marketing	Member

Ms. Soumya Parameswaran who hold position as Finance Manager in the Company resigned with effect from on 20th day of March, 2021.

During the year, the Stakeholders Relationship Committee of the Company had convened 6 (six) meetings, details of the same are as mentioned below.

Sl. No.	Date of the Meeting	Present throughout the meeting	Percentage of attendance
01.	16.06.2020	Mr. K.G. Anilkumar Ms. Umadevi Anilkumar Mr. K. K. Wilson	100%
02.	15.07.2020	Mr. Shinto Stanly Mr. K.G. Anilkumar Ms. Umadevi Anilkumar Mr. Sam S. Maliakal Mr. Anoop K.P.	83%
03.	28.07.2020	Mr. Shinto Stanly Mr. K.G. Anilkumar Ms. Umadevi Anilkumar Mr. Sam S. Maliakal Mr. Anoop K.P.	83%
04.	21.09.2020	Mr. Shinto Stanly Mr. K.G. Anilkumar Ms. Umadevi Anilkumar Ms. Soumya Parameswaran Mr. Sam S. Maliakal Mr. Anoop K.P.	100%
05.	21.10.2020	Mr. Shinto Stanly Mr. K.G. Anilkumar Ms. Umadevi Anilkumar Ms. Soumya Parameswaran Mr. Sam S. Maliakal Mr. Anoop K.P.	100%
06.	11.03.2021	Mr. Shinto Stanly Mr. K.G. Anilkumar Ms. Umadevi Anilkumar Ms. Soumya Parameswaran Mr. Sam S. Maliakal Mr. Anoop K.P.	100%

d) *Debenture & Bond Committee*

i) Description & Terms of reference

The Company has constituted and maintained Competent and Qualified Debenture & Bond Committee by complying the provisions of the Companies Act, 2013 and amendments made thereunder. The functions of the Debenture & Bond Committee include the following:

- Processing, verifying and approving of Debenture, Bond or other debt instrument Applications, Offer Letters, Record of Offers and such other related documents.
- Approval of issue and allotment of Secured Redeemable Non- Convertible Debentures, Bonds or Unsecured Redeemable Non- Convertible Debentures or such other debt instruments on Private Placement basis.
- Valuation of undertakings or assets of the Company, wherever it is necessary.
- Such other matters envisaged in the aforesaid provisions of the Companies Act, 2013 and rules made thereunder.

ii) Composition

The Debenture & Bond Committee had been reconstituted during the year 2020-2021 and the members of the Committee during the year under report before and after reconstitution are as follows:

Before reconstitution

Name & Designation	Nature of Directorship/Designation	Position in Committee
Mr. K.G. Anilkumar	Managing Director	Chairman
Mr. K. K. Wilson	Non-Executive Director	Member
Ms. Shajitha Suresh	Head of Debenture department	Member

After reconstitution

Name & Designation	Nature of Directorship/Designation	Position in Committee
Mr. K.G. Anilkumar	Managing Director	Chairman
Ms. Umadevi Anilkumar	Whole Time Director	Member
Mr. K. K. Wilson	Non-Executive Director	Member
Ms. Shajitha Suresh	Head of Debenture department	Member

Events occurred after Balance Sheet date

The Board of Directors vide. meeting held on 13th day of July, 2021 has inducted Mr. Sreejith S.P.(DIN:05315692) as a member to the Committee in place of Ms. Shajitha Suresh.

iii) Meetings & Attendance

During the year, the Debenture & Bond Committee of the Company had convened 22 (twenty two) meetings, details of the same as mentioned below.

Sl. No.	Date of the Meeting	Present throughout the meeting	Percentage of attendance
01.	17.04.2020	Mr. K.G. Anilkumar Mr. K. K. Wilson Ms. Shajitha Suresh	100%
02.	12.05.2020	Mr. K.G. Anilkumar Mr. K. K. Wilson Ms. Shajitha Suresh	100%
03.	21.05.2020	Mr. K.G. Anilkumar Mr. K. K. Wilson Ms. Shajitha Suresh	100%
04.	13.06.2020	Mr. K.G. Anilkumar Mr. K. K. Wilson Ms. Shajitha Suresh	100%
05.	30.06.2020	Mr. K.G. Anilkumar Ms. Umadevi Anilkumar Mr. K. K. Wilson Ms. Shajitha Suresh	100%

06.	14.07.2020	Mr. K.G. Anilkumar Ms.Umadevi Anilkumar Mr. K. K. Wilson Ms. Shajitha Suresh	100%
07.	11.08.2020	Mr. K.G. Anilkumar Ms.Umadevi Anilkumar Mr. K. K. Wilson Ms. Shajitha Suresh	100%
08.	27.08.2020	Mr. K.G. Anilkumar Ms.Umadevi Anilkumar Mr. K. K. Wilson Ms. Shajitha Suresh	100%
09.	12.09.2020	Mr. K.G. Anilkumar Ms.Umadevi Anilkumar Mr. K. K. Wilson Ms. Shajitha Suresh	100%
10.	29.09.2020	Mr. K.G. Anilkumar Ms.Umadevi Anilkumar Mr. K. K. Wilson Ms. Shajitha Suresh	100%
11.	13.10.2020	Mr. K.G. Anilkumar Ms.Umadevi Anilkumar Mr. K. K. Wilson Ms. Shajitha Suresh	100%
12.	02.11.2020	Mr. K.G. Anilkumar Ms.Umadevi Anilkumar Mr. K. K. Wilson Ms. Shajitha Suresh	100%
13.	18.11.2020	Mr. K.G. Anilkumar Ms.Umadevi Anilkumar Mr. K. K. Wilson Ms. Shajitha Suresh	100%
14.	05.12.2020	Mr. K.G. Anilkumar Ms.Umadevi Anilkumar Mr. K. K. Wilson Ms. Shajitha Suresh	100%
15.	21.12.2020	Mr. K.G. Anilkumar Ms.Umadevi Anilkumar Mr. K. K. Wilson Ms. Shajitha Suresh	100%

16.	07.01.2021	Mr. K.G. Anilkumar Ms.UmadeviAnilkumar Mr. K. K. Wilson Ms. Shajitha Suresh	100%
17.	21.01.2021	Mr. K.G. Anilkumar Ms.UmadeviAnilkumar Mr. K. K. Wilson Ms. Shajitha Suresh	100%
18.	09.02.2021	Mr. K.G. Anilkumar Ms.UmadeviAnilkumar Mr. K. K. Wilson Ms. Shajitha Suresh	100%
19.	23.02.2021	Mr. K.G. Anilkumar Ms.UmadeviAnilkumar Mr. K. K. Wilson Ms. Shajitha Suresh	100%
20.	09.03.2021	Mr. K.G. Anilkumar Ms.UmadeviAnilkumar Mr. K. K. Wilson Ms. Shajitha Suresh	100%
21.	25.03.2021	Mr. K.G. Anilkumar Ms.UmadeviAnilkumar Mr. K. K. Wilson Ms. Shajitha Suresh	100%
22.	30.03.2021	Mr. K.G. Anilkumar Ms.UmadeviAnilkumar Mr. K. K. Wilson Ms. Shajitha Suresh	100%

e) *Risk Management Committee*

i) Description & Terms of reference

The Company has constituted and maintained Competent and Qualified Risk Management Committee by complying the provisions of the Companies Act, 2013, directions under Non-Banking Financial Company – Non-Systemically Important Non-Deposit taking Company (Reserve Bank) Directions, 2016 and amendments made thereunder. The Committee reviews the Risk Management Policy, document and improve risk management practices, ensure appropriate / adequate reporting to the Board, manage the integrated risk, review the functioning of the Risk Management Department and any other matter as the Committee may deem fit. The Committee is involved in the process of identification, measurement, monitoring and mitigation of the various risks faced by the Company.

ii) Composition

The Risk Management Committee comprises of 03 (three) Members during the year under report are as follows:

Name & Designation	Nature of Directorship / Designation	Position in Committee
Mr. K.G. Anilkumar	Managing Director	Chairman
Ms. Umadevi Anilkumar	Whole Time Director	Member
Mr. Subramanian R.	Chief Financial Officer	Member

Events occurred after Balance Sheet date

The Board of Directors vide. meeting held on 13th day of July, 2021 has reconstituted Risk Management Committee with following Members:

Name & Designation	Nature of Directorship	Position in Committee
Mr. K.G. Anilkumar	Managing Director	Chairman
Ms. Umadevi Anilkumar	Whole Time Director	Member
Mr. Shinto Stanly	Independent Director	Member
Mr. Sreejith S.P	Non-Executive Director	Member

iii) Meetings & Attendance

During the year, the Risk Management Committee of the Company had convened 2 (two) meetings, details of the same as mentioned below.

Sl. No.	Date of the Meeting	Present throughout the meeting	Percentage of attendance
01.	10.07.2020	Mr. K.G. Anilkumar Ms. Umadevi Anilkumar Mr. Subramanian R.	100%
02.	11.03.2021	Mr. K.G. Anilkumar Ms. Umadevi Anilkumar Mr. Subramanian R.	100%

f) *Asset- Liability Management Committee*

i) Description & Terms of reference

The Company has constituted Asset- Liability Management Committee in line with provisions of Non-Banking Financial Company – NonSystemically Important Non-Deposit taking Company (Reserve Bank) Directions, 2016. The Committee ensures the adherence to the risk tolerance/limits set by the Risk Management Committee as well as implementing the risk management strategy, policies and procedures of the Company and will support the Risk Management Committee to establish a framework for the Company’s risk management process and implementation.

ii) Composition

The Asset Liability Management Committee comprises of 03 (three) Members during the year under report are as follows:

Name & Designation	Nature of Directorship /Designation	Position in Committee
Mr. K.G. Anilkumar	Managing Director	Chairman
Ms. Umadevi Anilkumar	Whole Time Director	Member
Mr. Subramanian R.	Chief Financial Officer	Member

Events occurred after Balance Sheet date

The Board of Directors vide. meeting held on 13th day of July, 2021 has reconstituted Asset Liability Management Committee with following Members:

Name & Designation	Nature of Directorship /Designation	Position in Committee
Ms. Umadevi Anilkumar	Whole Time Director	Member
Mr. K.K Wilson	Non-Executive Director	Member

In addition to the above, persons holding the position of Finance Manager and Accounts Manager are the members to the Asset Liability Management Committee.

iii) Meetings & Attendance

During the year, the Asset Liability Management Committee of the Company had convened 2 (two) meetings, details of the same as mentioned below.

Sl. No.	Date of the Meeting	Present throughout the meeting	Percentage of attendance
01.	10.07.2020	Mr. K.G. Anilkumar Ms. Umadevi Anilkumar Mr. Subramanian R.	100%
02.	11.03.2021	Mr. K.G. Anilkumar Ms. Umadevi Anilkumar Mr. Subramanian R.	100%

g) *Share Allotment Committee*

i) Description & Terms of reference

The Company has constituted Share Allotment Committee by complying the provisions of the Companies Act, 2013 and amendments made thereunder in order to make the allotment of Equity Shares and Preference Shares of the Company from time to time.

ii) Composition

The Share Allotment Committee comprises of 03 (three) Members during the year under report are as follows:

Name & Designation	Nature of Directorship	Position in Committee
Mr. K.G. Anilkumar	Managing Director	Chairman
Ms. Umadevi Anilkumar	Whole Time Director	Member
Mr. Shinto Stanly	Independent Director	Member

iii) Meetings & Attendance

During the year, the Share Allotment Committee of the Company had convened 2 (two) meetings, details of the same as mentioned below.

Sl. No.	Date of the Meeting	Present throughout the meeting	Percentage of attendance
01.	10.03.2021	Mr. K.G. Anilkumar Ms. Umadevi Anilkumar Mr. Shinto Stanly	100%
02.	29.03.2021	Mr. K.G. Anilkumar Ms. Umadevi Anilkumar Mr. Shinto Stanly	100%

h) *Branch Authorization Committee*

i) Description & Terms of reference

The Company has constituted Branch Authorization Committee by complying the provisions of the Companies Act, 2013 and amendments made thereunder with powers to open new branches on PAN India basis, close, merge or shift the existing branches etc. and with ample powers for opening / closure of bank account / change in signatories of bank accounts of all branches of the Company.

ii) Composition

The Branch Authorization Committee comprises of 05 (five) Members during the year under report are as follows:

Name & Designation	Nature of Directorship /Designation	Position in Committee
Mr. K.G. Anilkumar	Managing Director	Chairman
Ms. Umadevi Anilkumar	Whole Time Director	Member
Mr. Sam S. Maliakal	Human Resource Manager	Member
Ms. Rayanath Ali	Secretary to CMD	Member
Mr. Anoop K.P	Senior Manager – Sales & Marketing	Member

iii) Meetings & Attendance

During the year, the Branch Authorization Committee of the Company had convened 8 (eight) meetings, details of the same as mentioned below.

Sl. No.	Date of the Meeting	Present throughout the meeting	Percentage of attendance
01.	16.06.2020	Mr. K.G. Anilkumar Ms. Umadevi Anilkumar Mr. Sam S. Maliakal Ms. Rayanath Ali	80%
02.	23.06.2020	Mr. K.G. Anilkumar Ms. Umadevi Anilkumar Mr. Sam S. Maliakal Ms. Rayanath Ali Mr. Anoop K.P.	100%
03.	27.08.2020	Mr. K.G. Anilkumar Ms. Umadevi Anilkumar Mr. Sam S. Maliakal Ms. Rayanath Ali Mr. Anoop K.P.	100%
04.	21.09.2020	Mr. K.G. Anilkumar Ms. Umadevi Anilkumar Mr. Sam S. Maliakal Mr. Anoop K.P.	80%
05.	21.10.2020	Mr. K.G. Anilkumar Ms. Umadevi Anilkumar Mr. Sam S. Maliakal Mr. Anoop K.P.	80%
06.	28.11.2020	Mr. K.G. Anilkumar Ms. Umadevi Anilkumar Mr. Sam S. Maliakal Ms. Rayanath Ali Mr. Anoop K.P.	100%
07.	07.01.2021	Mr. K.G. Anilkumar Ms. Umadevi Anilkumar Mr. Sam S. Maliakal Mr. Anoop K.P.	80%
08.	15.03.2021	Mr. K.G. Anilkumar Ms. Umadevi Anilkumar Mr. Sam S. Maliakal Mr. Anoop K.P.	80%

Other Events occurred after Balance Sheet date

- i) The Board of Directors has reconstituted Internal Complaints Committee vide meeting held on 13th day of July, 2021 with following Members.

Name & Designation	Nature of Directorship/Designation	Position in Committee
Ms. Umadevi Anilkumar	Whole Time Director	Chairman
Mr. Sam S. Maliakal	Human Resource Manager	Member
Ms. Simi Binil	Human Resource Administration Manager	Member
Adv. Ms. Rammia Sivadas	Legal Officer	Member
Adv. Ms. Sandhya Pran	External Member	Member

- ii) The Board of Directors has reconstituted IT Strategy Committee vide meeting held on 13th day of July, 2021 with following Members.

Name & Designation	Nature of Directorship /Designation	Position in Committee
Mr. Shinto Stanly	Independent Director	Member
Mr. K.K Wilson	Non-Executive Director	Member
Mr. Sreejith S.P	Non-Executive Director	Member
Mr. Abhinand P.	Information Technology Manager	Member

- iii) The Board of Directors has reconstituted IT Steering Committee vide meeting held on 13th day of July, 2021 with following Members.

Name & Designation	Nature of Directorship /Designation	Position in Committee
Mr. K.G. Anilkumar	Managing Director	Chairman
Ms. Umadevi Anilkumar	Whole Time Director	Member

In addition to above, persons holding the position of Finance Manager, Operations Manager, Accounts Manager, Human Resource Manager and Information Technology Manager of the Company are the Members of IT Steering Committee.

vi. Policy on Appointment of Directors

Pursuant to the provisions of Section 134(3) (e), the Company's policy on Director's appointment and remuneration including criteria for determining qualifications, positive attributes, independence of a Director and other matters provided under Section 178(3) is annexed as 'Annexure 1'.

vii. Board Evaluation

Your Board has in place a well-defined performance evaluation framework for evaluating the appointment or regularization of Directors, inter-alia, includes factors like participation at Board/Committee Meetings, managing relationship with fellow Board Members, knowledge and skill, Personal attributes like ethics and integrity, independent judgment with regard to corporate strategy, performance, risk management, corporate governance implementation, knowledge about the Company and external environment in which it operates, confidentiality level, adherence to the applicable code of conduct for Directors etc.

viii. Directors' Responsibility Statement

Pursuant to the requirements under Section 134 (3) (c) of the Companies Act, 2013 with respect to Directors' Responsibility Statement, it is hereby confirmed:

- a. that in the preparation of the annual accounts, the applicable accounting standards had been followed along with the proper explanation relating to material departures;
- b. that the Directors had selected such accounting policies and applied them consistently and made judgments and estimates that are reasonable and prudent so as to give a true and fair view of the state of affairs of the Company at the end of the Financial Year and of profit of the Company for that period;
- c. that the Directors had taken proper and sufficient care for the maintenance of adequate accounting records in accordance with the provisions of the Act, for safeguarding the assets of the Company and for preventing and detecting fraud and other irregularities;
- d. that the Directors had prepared the annual accounts for the year ended March 31, 2021 on a going concern basis;

- e. that the Directors have laid down internal financial controls for the Company and such internal financial controls are adequate and were operating effectively; and
- f. that the Directors had devised proper systems to ensure compliance with the provisions of all applicable laws and that such systems were adequate and operating effectively.

ix. Internal Control

The Company has in place adequate internal controls with reference to financial statements and operations, which is commensurate with the size and nature of its business. The Internal Control System is supported by an Internal Audit Department which conducts regular internal audits. During the year under review, these controls were evaluated and no significant weakness was identified either in the design or operation of the control.

x. Frauds reported by the Auditor

The Auditor has reported a fraud case on account of theft of gold by branch employees of the Company. The amount involved in the fraud is Rs.2,26,38,960/- and the same is charged to the profit and loss account as bad debt during the Financial Year under report. The Company has initiated legal proceedings against the concerned and the same are in progress. Further, the Management has streamlined gold audit to all the branches of the Company in a much stringent manner.

VIII. Financial Position and performance of Subsidiaries, Joint ventures and associates

A brief summary of financial position of Salem Erode Investments Limited, Subsidiary Company is as follows:

<i>Particulars</i>	<i>For the year ended March 31, 2021 (Rs.)</i>	<i>For the year ended March 31, 2021 (Rs.)</i>
Total Income	2,22,90,023	1,21,18,025
Total Expense	32,10,677	1,26,29,901
Profit/Loss before Tax	1,90,79,345	(5,11,876)
Less Current Income Tax	44,64,296	2,33,708
Less Deferred Tax	7,53,495	4,54,645
(Excess)/Short provision of Previous Years	1,42,104	NIL
Net Profit/Loss after Tax	1,37,19,450	(12,00,230)
Earnings per share (Basic)	1.20	(0.10)
Earnings per Share(Diluted)	1.20	(0.10)

The Company has earned an income of Rs.2,22,90,023/- (Rupees Two Crores Twenty Two Lakhs Ninety Thousand and Twenty Three Only) as compared to Rs. 1,21,18,025/- (Rupees One Crore Twenty One Lakhs Eighteen Thousand and Twenty Five Only) during the previous year. The total expenditure of the Company for the year was Rs. 32,10,677/- (Rupees Thirty Two Lakhs Ten Thousand Six Hundred and Seventy Seven Only) as compared to Rs. 1,26,29,901/- (Rupees One Crore Twenty Six Lakhs Twenty Nine Thousand Nine Hundred and One Only). The Company incurred profit of Rs. 1,37,19,450/- (Rupees One Crore Thirty Seven Lakhs Nineteen Thousand Four Hundred and Fifty Only) as against net loss amounting to Rs. 12,00,230/- (Rupees Twelve Lakhs Two Hundred and Thirty Only) during the previous financial year.

IX. Deposits

As you are aware, your Company is a Category B Non-Deposit Taking Company and hence, the Company has not accepted any deposit coming within the purview of public deposits.

X. Details of Subsidiary, Joint Venture and Associate Companies Rule 8(5)(iv)

Salient features of the Financial Statements of Salem Erode Investments Limited, Subsidiary Company in form No. AOC 1 as per first proviso to sub-section (3) of section 129 read with rule 5 of Companies (Accounts) Rules, 2014 is attached hereto as 'Annexure 2' forms part of this report.

XI. Loans, Guarantee and Investments of the Company

The Company has a total loan receivables of Rs.300,47,60,543/- as on March 31, 2021, out of which the loan receivable from ICL Chits Limited and ICL Tours & Travels Private Limited, stood at Rs.68,59,417/- and Rs.3,89,83,057/- respectively. The Company is charging interest @ 13% per annum for the same. Further the total loan receivables as on March 31, 2021 includes a loan receivable from one of the Directors of the Company for Rs.9,66,15,710/-.

There is an investment of Rs.22,67,65,399/- as on March 31, 2021 in Salem Erode Investments Ltd, which is a subsidiary of the Company. All of the above transactions are in compliance with the provisions of section 186 of the Companies Act, 2013 and rules made there under.

The Company has not given any guarantee or provided a security in connection with a loan to any other body corporate or any person in respect of a loan availed by them as per the provisions of the Companies Act, 2013.

XII. Particulars of contracts or arrangements with related parties

The Company has complied with the provisions of Section 188 (1) of the Companies Act, 2013 and rules made thereunder with respect to the contracts or arrangements with related parties, details of the same is enclosed as 'Annexure 3'.

XIII. Corporate Social Responsibility Policy

The Company does not fall within the provision of Section 135 of the Companies Act, 2013 with regard to constituting Corporate Social Responsibility Committee of the Board.

XIV. Particulars regarding conservation of energy, technology absorption and foreign exchange earnings & outflow

a) Conservation of Energy

Due to nature of our business, energy conservation has limited applicability. However, the Company follows a practice of purchase and use of energy efficient electrical and electronic equipment and gadgets in its operations.

b) Technology Absorption

During the year under review there was no major technology absorption undertaken by the Company. However, the Company has been increasingly using information technology in its operations and promotes conservation of resources.

c) Foreign Exchange Earnings and Outgo

During the year under review, the Company has not entered into any transactions resulting in Foreign Exchange Earnings or Foreign Exchange Outflow.

XV. Risk Management Policy

The Company has internal Risk Management Policy wherein all material risks faced by the Company are managed by competent personnel and the same is reviewed by Risk Management Committee on a periodic basis. For each of the risks identified in the process, corresponding controls are assessed and policies and procedure are put in place for monitoring, mitigating and reporting risk on a periodic basis.

In the opinion of the Board there are no risks which may threaten the existence of the Company.

Events occurred after Balance Sheet date

The Board of Directors of the Company has adopted a revised Risk Management Policy vide meeting held on 13th day of July, 2021 which is available on the website of the Company at https://www.iclfincorp.com/uploads/annual/image_15.pdf

XVI. Vigil Mechanism

The Company has established a vigil mechanism to promote ethical behavior in all its business activities and has in place a mechanism for employees to report any genuine grievances, illegal, unethical behaviors, suspected fraud, violation of laws, rules and regulation or conduct to the Whistle Blower Officer or Audit Committee or the Board of Directors of the Company. The policy also provides for adequate protection to the whistle blower against victimization or discriminatory practices. The details of the Whistle Blower Policy are available on the website of the Company at www.iclfincorp.com.

XVII. Significant or Material Orders passed by Regulators / Courts

During the year under review, there were no significant or material orders passed by the regulators or courts or tribunals impacting the going concern status and Company's operations in future.

XVIII. Auditors

The Company in its 29th Annual General Meeting held on 30th day of September, 2020 had re-appointed the Statutory Auditors, M/s. Mohandas & Associates (Firm Registration No. 02116S) Chartered Accountants, Sree Residency, 3rd Floor, Press Club Road, Thrissur, Kerala - 680001 for 5 (five) consecutive Financial Years commencing from 2020-2021 to 2024-2025. M/s. Mohandas & Associates fulfills the conditions specified in the Companies Act, 2013 and the Companies (Audit and Auditors) Rules, 2014 for the proposed appointment as the Statutory Auditors of the Company and is independent of the management.

XIX. Comments by the Board on qualification, reservation or adverse remark or disclaimer made

- | | | |
|-----|--|------------------|
| i. | by the Auditor in his report | : Nil |
| ii. | by the Company Secretary in Practice in his Secretarial Audit Report | : Not Applicable |

XX. Compliance with Secretarial Standards

The Company has complied with all the provisions stipulated under Secretarial Standards issued by the Institute of Company Secretaries of India.

XXI. Annual Return

The Annual Return in form No. MGT-7 as per Section 134 (3) (a) of the Companies Act, 2013 read with Rule 12 of Companies (Management & Administration) Rules, 2014 is available on the website of the Company at

https://www.iclfincorp.com/uploads/annual/image_14.pdf

XXII. Other Disclosures

- 1) The Consolidated Financial Statement is also being presented in addition to the Standalone Financial Statement of the Company.
- 2) The Company has taken sufficient measures to maintain good and well-structured Stakeholder relationship, Customer relationship, Environment, Sustainability and Health and Safety and various Committees were constituted and maintained to monitor the same.
- 3) The cost records required to be maintained by the Companies pursuant to an order of the Central Government is not applicable to the Company.

XXIII. Disclosure under Sexual Harassment of Women at the Work Place (Prevention, Prohibition and Redressal) Act, 2013

The company has complied with the provisions relating to the constitution of Internal Complaints Committee under the Sexual Harassment of Women at the Workplace (Prevention, Prohibition and Redressal) Act, 2013. The Company has not received any complaint of sexual harassment during the year under report.

Events occurred after Balance Sheet date

The Board of Directors of the Company has adopted a revised Anti-Sexual Harassment Policy vide meeting held on 13th day of July, 2021.

XXIV. Capital Adequacy

As on 31st March, 2021, the Capital to Risk Assets Ratio (CRAR) of your Company was 19.64% which is well above the minimum requirement of 15% CRAR prescribed by the Reserve Bank of India. Out of the above, Tier I capital adequacy ratio stood at 13.6% as against the minimum requirement of 12% and Tier II capital adequacy ratio stood at 6.04% respectively.

XXV. Compliance with NBFC Regulations

Your Company has complied and continues to comply with all the regulatory requirements applicable to Non- Banking Financial Institutions as per Reserve Bank of India's guidelines pertaining to Non-Performing Assets, Know Your Customer (KYC), Loan to Value, Fair Practices Code, CRAR, Leverage Ratios etc.

XXVI. Particulars of Employees

The Company does not have any employee whose remuneration exceeding the limits prescribed under Section 197(12) of the Companies Act, 2013 and Rule 5 (2) of the Company's (Appointment and Remuneration of Managerial Personnel Rules) 2014.

XXVII. Other Matters

A. Details of auctions held during the Year 2020-2021.

Year	Number of Loan Accounts	Principal Amount outstanding at the dates of auctions (A) (in million)	Interest & Other Charges outstanding at the dates of auctions (B) (in million)	Total (A+B) (in million)	Value fetched (in million)
March 31, 2021	214	5.36	2.93	8.29	8.47
March 31, 2020	1,703	61.13	31.87	93.00	80.47

Grievance Redressal

The Company has designated Ms. Rayanath Ali, Secretary to CMD as Customer Grievances Redressal Officer. The communication details for reporting grievances is as follows:

Ms. Rayanath Ali
 Secretary to CMD
 ICL Fincorp Limited,
 V. K. K. Building, Main Road, Irinjalakuda – 680121
 Ph: 8589020232, Mail id: secretarytocmd@iclfincorp.com

The Company has designated Mr. Sam S. Maliakal, Human Resource Manager as Employee Grievances Redressal Officer. The communication details for reporting grievances is as follows:

Mr. Sam S. Maliakal,
Human Resource Manager
ICL Fincorp Limited,
V. K. K. Building, Main Road, Irinjalakuda - 680121
Ph: 8589020647, Mail id: hrm@iclfincorp.com

XXVIII. Acknowledgement

The Board wishes to place on record its sincere appreciation to the Company's Customers, Central and State Government Bodies, Auditors, Legal Advisors, Consultants, Registrar and Bankers for their continued support to the Company during the year under report. The Board also expresses its sincere gratitude to the Members and other Security holders for their continued trust, co-operation and support.

By order of Board,
For **ICL Fincorp Limited**

Place: Irinjalakuda
Date: 13.08.2021

Sd/-
K.G. Anilkumar
Managing Director
(DIN: 00766739)

Sd/-
Umadevi Anilkumar
Whole Time Director
(DIN: 06434467)

Annexure 1

Nomination and Remuneration Committee Policy of M/s. ICL Fincorp Limited for the Financial Year 2020 – 2021 as approved by the Board of Directors vide. Meeting dated 30th day of June, 2020.

(This policy is in supersession of previous policy and consistence with provisions of the Companies Act, 2013 and the Securities and Exchange Board of India (Listing Obligations and Disclosure Requirements) Regulations, 2015.

I. Background

M/s. ICL Fincorp Limited (hereinafter referred to as “the Company”) is a leading financial services providing Company established and emerged in 1991 with a registration under the Companies Act, 1956 and expanded its operation into Non-Banking Financial Sector in 1999 with the approval of Reserve Bank of India. Few decades back on a strong launching in Chennai and Kerala, the Company has expanded its operations in terms of business volume and geographical reach. Today, the Company has 163 branches spread across five states in South India viz. Kerala, Tamil Nadu, Karnataka, Telengana and Andhra Pradesh and is poised to spread its wings Pan India very soon.

As the Company falls under the purview of the provisions of Section 178 of the Companies Act, 2013 (hereinafter referred to as “Act”) and Rule 6 of the Companies (Meetings of Board and its Powers) Rules, 2014 and amendments made thereunder, the constitution and maintenance of Competent and Qualified Nomination and Remuneration Committee (hereinafter referred to as “Nomination and Remuneration Committee” or “Committee”) is mandatory. Being the Act mandates certain transactions to be approved by the Committee, continuance of the same in a transparent manner is necessary. To review and oversee the performance of Directors, system of recruitments and remuneration, monitoring compliance with laws and regulations and the Code of Conduct, the Board of Directors vide. Meeting dated 30th day of June, 2020 reconstituted the existing Committee and approved the revised policy structure for the same. The Committee is established with the aim of enhancing confidence in the integrity of an organisation's processes and procedures relating to recruitment and remuneration of Key Managerial Personnels. The Committee provides an ‘independent’ reassurance to the Board through its oversight and monitoring role.

II. Purpose

The Policy would lay down the guiding principles for appointment, removal, and performance appraisal etc. of Directors, Key Managerial Personnel and Senior Management Officials and related statutory compliances by the Committee.

III. Applicability

The policy shall be applicable to all functions as detailed below of the Company, effective from 30.06.2020 to 31.03.2021 or next meeting in which Policy is revised, whichever is earlier.

IV. Composition of the Nomination and Remuneration Committee

- 1) The Committee shall have minimum three Directors as members, with cent percent Non-Executive Directors and having Independent Directors forming one half of the Members.
- 2) All Members of Committee shall have sound knowledge of business and market conditions and at least one member shall have accounting or related financial management expertise.
- 3) The Chairperson of the Committee shall be an Independent Director and he shall be present at Annual General Meeting to answer shareholder queries.
- 4) The Company Secretary shall act as the Secretary to the Committee.
- 5) The Board of Directors may, at its discretion reconstitute the Committee by inducting or removing any Director, with or without any reasons.

V. Role and Responsibilities of the Committee

- 1) Identifying persons who are qualified to become Directors and who may be appointed in Senior Management in accordance with criteria as laid down and recommend to Board their appointment and removal.
- 2) Ensure persons proposed to be appointed on the Board do not suffer any disqualifications for being appointed as a Director under the Companies Act, 2013.
- 3) Ensure that the proposed appointees have given their consent in writing to the Company.
- 4) Review and carry out every Director's performance, the structure, size and composition including skills, knowledge and experience required of the Board compared to its current position and make recommendations to the Board with regard to any changes.

- 5) Plan for the succession planning for Directors in the course of its work, taking into account the challenges and opportunities facing the Company, and what skills and expertise are therefore needed on the Board in the future.
- 6) Be responsible for identifying and nominating for the approval of the Board, candidates to fill Board vacancies as and when they arise.
- 7) Keep under review the leadership needs of the organization, both Executive and Non - Executive, with a view to ensuring the continued ability of the organization to compete efficiently in the market place.
- 8) Ensure that on appointment to the Board, Non-Executive Directors receive a formal letter of appointment setting out clearly what is expected of them in terms of services and involvement outside Board Meetings.
- 9) Determine and agree with the Board the framework for broad policy for criteria for determining qualifications, positive attitudes and independence of a Director and recommend to the Board a policy, relating to remuneration for the Directors, Key Managerial Personnel and other employees.
- 10) Review the on-going appropriateness and relevance of the remuneration policy.
- 11) Ensure that contractual terms of the agreement that Company enters into with Directors as part of their employment in the Company are fair to the individual and the Company.
- 12) Ensure that all provisions regarding disclosure of remuneration and Remuneration Policy as required under the Companies Act, 2013 or such other acts, rules, regulations or guidelines are complied with.
- 13) Devising a policy on diversity of Board of Directors.
- 14) Draft and submit a Remuneration Policy on Annual Basis for the approval of Board of Directors of the Company.
- 15) Review and recommend any amendments to be made in the Nomination & Remuneration Committee policy of the Company on Annual Basis.
- 16) Sign and submit copies of the Minutes or Resolutions of the Meetings of the Committee with any judicial, quasi-judicial, regulatory, other government department or anyone concerned or interested in the matter signed by the Chairman of the Committee, whenever and wherever required.
- 17) Submit Minutes of the Committee Meetings at the subsequent meeting of Board of Directors of the Company for consideration and approval.
- 18) Review and submit an Annual Report for the approval of Board of Directors of the Company.

VI. Powers of Committee

- 1) The Committee may call for a meeting with the Management to review and discuss the performance of Directors, Key Managerial Personnel and Senior Management Staff.
- 2) The Committee shall have authority to investigate into any matter in relation to the items as specified below or referred to it by the Board and for this purpose and have full access to information contained in the records of the Company.
- 3) The Committee shall have powers to investigate any activity within its terms of reference, seek information from any employee, obtain outside legal or other professional advice and secure attendance of outsiders with relevant expertise, if it considers necessary.
- 4) To retain external legal, accounting or other professional advisors as the Committee deems necessary or appropriate to carry out its duties.
- 5) The Committee at its discretion shall invite the Finance Director or Head of the finance function, Human Resource Manager and any other such executives to be present at the meetings of the committee.
- 6) Periodically report to the Board or Committee of the Board inter alia all significant matters that have come to the knowledge of the Committee, covering policies and statutory/regulatory compliances related to the same.

VII. Scope

1) Directors, Key Managerial Personnel and senior management Staff

a) *Appointment*

The Committee shall recommend appointment of Directors, Key Managerial Personnel and Senior Management Staff of the Company by considering the following:

- i. Ensure the candidate possess adequate qualification, expertise and experience commensurate with the position.
- ii. Priority may be given to persons with Professional Qualifications and experience.
- iii. Persons with experience in similar line of business and holding positions in other Company's Board may be considered with added advantage.
- iv. Persons with experience and connection with Government Departments, Financial and Risk Management, Media, Public Relations, Marketing, Business Networks, Philanthropy etc shall be considered.
- v. Code of Conduct of Independent Directors and other Statutory compliances with respect to the appointment/remuneration of Independent Directors.

- vi. Code of Conduct of Senior Management with respect to the appointment/remuneration of Directors other than Independent Directors, Key Managerial Persons and other Senior Management.

b) Removal

Due to reasons for any disqualification mentioned in the Act or under any other applicable law, rules and regulations, thereunder, the Committee may recommend, to the Board with reasons to be recorded in writing, removal of a Director, Key Managerial Personnel or Senior Management, subject to the provisions and compliance of the said Act, such other applicable law, rules and regulations.

c) Retirement

The Directors, Key Managerial Personnel and Senior Management shall retire as per the applicable provisions of the Act and the prevailing policy of the Company. The Board will have the discretion to retain the Director, Key Managerial Personnel and Senior Management in the same position / remuneration or otherwise even after attaining the retirement age, for the benefit of the Company.

d) Remuneration

The Committee shall ensure:

- i. Level and composition of remuneration is reasonable and sufficient to attract, retain and motivate Directors of the quality required to run the Company successfully.
- ii. The relationship of remuneration to performance is clear and meets appropriate performance benchmarks.
- iii. The remuneration to Directors, Key Managerial Personnel and senior management involves a balance between fixed and incentive pay reflecting short and long-term performance objectives appropriate to the working of the Company and its goals.

2) Evaluation of performance of Directors, Key Managerial Personnel, Senior Management Staff and Committees of Board

- a) Ensure that all Directors have attended and actively participated in meetings.
- b) Ensure that the Directors have contributed own skills, experience and knowledge to support the growth and success of the organisation.
- c) Ensure that the Directors have promoted constructive and respectful relations between the Board and Management.

- d) Ensure that the Directors worked with the Board to adopt an annual work plan that is consistent with the organisation's vision, mission and strategic directions.
- e) Review and monitor the independence and performance, and effectiveness of work process of Directors, Key Managerial Personnel, Senior Management Staff and Committees of Board.

3) Subsidiary

1. The Committee may recommend the adoption of policies, procedures and processes laid down by it to the Nomination and Remuneration Committee of its subsidiaries.
2. The Committee may review the critical issues that may be referred by the Nomination and Committees of material subsidiaries to the Committee of the Company.
3. Review performance of Directors, Key Managerial Personnel and Senior Management Staff of subsidiary Companies.
4. Carrying out any other function as is mentioned in the terms of reference of the Nomination and Remuneration Committee.

VIII. Guidelines for convening a Meeting

1. Any Member of the Committee may, at any time, summon a Meeting of the Committee and the Secretary or where there is no Secretary, any person authorized by the Committee in this behalf, on the requisition of a Member, shall convene a Meeting of the Committee, in consultation with the Chairman or in his absence, any Independent Member.
2. The Committee shall meet at least four times in a year and not more than one hundred and twenty days shall elapse between two meetings.
3. The quorum for Committee meeting shall either be two members or one third of the members of the Committee, whichever is greater, with at least two Independent Directors. A member of the Committee is not entitled to be present when his or her own remuneration is discussed at a meeting or when his or her performance is being evaluated.
4. Every Meeting shall have a serial number and may be convened at any time and place, on any day.
5. The Chief Financial Officer, Internal Auditor, Statutory Auditors, Human Resource Manager or an external consultant may be requested to be present as invitees for the Meetings of the Committee.

6. The Committee may invite such executives including Key Managerial Persons and Senior Management, as it considers appropriate, to be present at the meetings of the Committee. Such persons shall not have the right to vote.

7. Notice convening a Meeting along with Agenda and Notes shall be given at least seven days before the date of the Meeting. To transact urgent business, the Notice, Agenda and Notes on Agenda may be given at shorter period of time than stated above, if atleast Chairman or majority of Independent Directors, if any, shall be present at such Meeting. Notice of the Meeting shall clearly mention a venue, whether Registered Office or otherwise, to be the venue of the Meeting and all the recordings of the proceedings of the Meeting, if conducted through Electronic Mode, shall be deemed to be made at such place. The Notice in writing of every Meeting shall be given to every Member by hand or by speed post or by registered post or by facsimile or by e-mail or by any other electronic means. Notice shall be issued by the Secretary or where there is no Secretary, any Member or any other person authorized by the Committee for the purpose.

8. The Chairman of the Committee shall be decided by the Board of Directors of the Company from time to time. The Chairman of the Committee shall conduct the Meetings of the Committee. If the Chairman is unable to attend the Meeting, the Members present at the Meeting shall elect one of the Independent Directors to chair and conduct the Meeting, unless otherwise informed by the Board of Directors of the Company.

9. The Committee shall maintain attendance register in a bounded form for the Meetings of the Committee. The pages of the attendance register shall be serially numbered. The attendance register shall be in the custody of the Secretary.

10. The Committee shall keep Minutes of all Committee Meetings in a Minutes Book. The Minutes of the meeting shall be recorded by the Secretary or in absence, by any Member, nominated by the Chairman of the Meeting and may maintain in physical or electronic mode. Within fifteen days from the date of the conclusion of the Meeting of the Committee, the draft Minutes thereof shall be circulated by hand or by speed post or by registered post or by courier or by e-mail or by any other recognized electronic means to all the Members of the Committee, as on the date of the Meeting, for their comments. Minutes shall be entered in the Minutes Book within thirty days from the date of conclusion of the Meeting. Minutes of the Meeting of the Board shall be signed and dated by the Chairman of the Meeting or by the Chairman of the next Meeting. Within fifteen days of signing of the Minutes, a copy of the said signed Minutes, certified by the Secretary or where there is no Secretary by any Member authorized by the Committee, shall be circulated to all the Members of the Committee. Minutes of the Meetings of any Committee shall be noted at a Meeting of the Board held immediately following the date of entry of such Minutes in the Minutes Book.

11. Any actions of the Members of the Committee beyond the scope of their authorities will attract civil and criminal liabilities. The Board of Directors of the Company always reserves the power to appoint, expel or replace any Member of the Committee, as and when required.

12. The Committee shall follow the principles enunciated in the Secretarial Standard-1 (SS-1) on “Meetings of the Board of Directors”, issued by the Council of the Institute of Company Secretaries of India, unless otherwise stated herein or stipulated by any other applicable Guidelines, Rules or Regulations.

IX. Sitting Fees

Members of the Committee shall receive such sitting fees, if any, for their services as Committee members as may be determined by the Board at its sole discretion.

X. Committee Evaluation

The Committee shall undergo an annual self-evaluation of its performance and report the result to the Board. Indicative areas for evaluation as part of this exercise include:

- Degree of fulfillment of key responsibilities.
- Adequacy of Committee composition.
- Effectiveness of meetings.
- Committee dynamics.
- Quality of relationship of the Committee with the Board and the Management.

XI. Amendment

The Nomination and Remuneration Committee of the Company will be guided by this policy and subject to the power granted to/ terms of reference of the Committee as decided by Board of Directors of Company from time to time and requirement under the Companies Act, 2013, the Securities and Exchange Board of India (Listing Obligations and Disclosure Requirements) Regulations, 2015 or such other acts, rules, regulations or guidelines. This policy can be modified at any time by the Board of Directors of the Company.

For M/s. ICL Fincorp Limited

Sd/-
K.G. Anilkumar
Managing Director
(DIN: 00766739)

Annexure 2

Form AOC-1

(Pursuant to first proviso to sub-section (3) of section 129 read with rule 5 of Companies (Accounts) Rules, 2014)

Statement containing salient features of the Financial Statements of Subsidiaries or Associate Companies or Joint Ventures

Part A : Subsidiaries

(Information in respect of each subsidiary to be presented with amounts in Rs.)

1	Sl. No.	01
2	Name of the subsidiary	Salem Erode Investments Limited
3	The date since when subsidiary was acquired	17.02.2020
4	Reporting period for the subsidiary concerned, if different from the holding Company's reporting period.	Not Applicable
5	Reporting currency and Exchange rate as on the last date of the relevant Financial Year in the case of foreign subsidiaries.	Not Applicable
6	Share Capital	1,14,65,520
7	Reserves and Surplus	24,13,30,037
8	Total Assets	27,30,52,061
9	Total Liabilities	27,30,52,061
10	Investments	80,14,644
11	Turnover	2,22,90,023
12	Profit before taxation	190,79,345
13	Provision for taxation	53,59,895
14	Profit after taxation	1,37,19,450
15	Proposed Dividend	Nil
16	Extent of Shareholding (in percentage)	75%

1. Names of subsidiaries which are yet to commence operations
 - Not Applicable
2. Names of subsidiaries which have been liquidated or sold during the year
 - Not Applicable

Part B : Associates and Joint Ventures

Statement pursuant to Section 129 (3) of the Companies Act, 2013 related to Associate Companies and Joint Ventures

- Not Applicable

Name of Associates or Joint Ventures	Name 1	Name 2	Name 3
1. Latest audited Balance Sheet Date			
2. Date on which the Associate or Joint Venture was associated or acquired			
3. Shares of Associate or Joint Ventures held by the Company on the yearend			
No.			
Amount of Investment in Associates or Joint Venture			
Extent of Holding (in percentage)			
4. Description of how there is significant influence			
5. Reason why the associate/Joint venture is not consolidated.			
6. Net worth attributable to share holding as per latest audited Balance Sheet			
7. Profit or Loss for the year			
i) Considered in Consolidation			
ii) Not Considered in Consolidation			

- Names of associates or joint ventures which are yet to commence operations - Not Applicable
- Names of associates or joint ventures which have been liquidated or sold during the year - Not Applicable

By order of Board,
For ICL Fincorp Limited

Sd/-
K.G. Anilkumar
Managing Director
(DIN: 00766739)

Sd/-
Umadevi Anilkumar
Whole Time Director
(DIN: 06434467)

Place: Irinjalakuda
Date: 13.08.2021

Annexure 3

Form AOC.2

(Pursuant to clause (h) of sub-section (3) of section 134 of the Act and Rule 8(2) of the Companies (Accounts) Rules, 2014)

Form for disclosure of particulars of contracts/arrangements entered into by the Company with related parties referred to in sub-section (1) of section 188 of the Companies Act, 2013 including certain arm's length transactions under third proviso thereto

1) Details of contracts or arrangements or transactions not at arm's length basis : Nil

Sl. No.	Particulars	Details
a)	Name (s) of the related party & nature of relationship	
b)	Nature of contracts/arrangements/transactions	
c)	Duration of the contracts/arrangements/transactions	
d)	Salient terms of the contracts or arrangements or transactions including the value, if any	
e)	Justification for entering into such contracts or arrangements or transactions	
f)	Date of approval by the Board	
g)	Amount paid as advances, if any	
h)	Date on which the Special Resolution was passed in General Meeting as required under first proviso to section 188	

2) Details of material contracts or arrangements or transactions at arm's length basis

a)	Name (s) of the related party & nature of relationship	Ms. Umadevi Anilkumar Promoter & Whole Time Director
b)	Nature of contracts/ arrangements/ transaction	Rental Agreement
c)	Duration of the contracts/ arrangements/transactions	Rent agreement dated 01.01.2020 – 3 Years Rent agreement dated 01.04.2020 – 3 Years

d)	Salient terms of the contracts or arrangements or transaction including the value, if any	<p>Rent agreement dated 01.01.2020 – Rental amount of Rs.15000/- per month, with an annual increment of 5% of rent in every year.</p> <p>Rent agreement dated 01.04.2020 - Rental amount of Rs.25000/- per month, with an annual increment of 5% of rent in every year.</p>
e)	Date of approval by the Board, if any	06.04.2020
f)	Amount paid as advances, if any	-

By order of Board,
For **ICL Fincorp Limited**

Place: Irinjalakuda
Date: 13.08.2021

Sd/-
K.G. Anilkumar
Managing Director
(DIN: 00766739)

Sd/-
Umadevi Anilkumar
Whole Time Director
(DIN: 06434467)

INDEPENDENT AUDITOR'S REPORT

To the Members of ICL Fincorp Limited

REPORT ON THE AUDIT OF THE STANDALONE FINANCIAL STATEMENTS

Opinion

We have audited the accompanying Standalone financial statements of **M/s. ICL Fincorp Limited** ("the Company") which comprises the Balance Sheet as at 31stMarch, 2021, the Statement of Profit and Loss (including Other Comprehensive Income), the Cash Flow Statement and the Statement of Changes in Equity for the period then ended, and a summary of the significant accounting policies and other explanatory information.

In our opinion and to the best of our information and according to the explanations given to us, the aforesaid standalone financial statements give the information required by the Companies Act, 2013 ("the Act") in the manner so required and give a true and fair view in conformity with the Indian Accounting Standards prescribed under section 133 of the Act read with the Companies (Indian Accounting Standards) Rules, 2015, as amended, ("Ind AS") and other accounting principles generally accepted in India, of the state of affairs of the Company as at 31stMarch, 2021, its profit, total comprehensive income, changes in equity and its cash flows for the year ended on that date.

Basis for Opinion

We conducted our audit of the Standalone financial statements in accordance with the Standards on Auditing specified under section 143(10) of the Act (SAs). Our responsibilities under those Standards are further described in the Auditor's Responsibility for the Audit of the Standalone financial statements section of our report. We are independent of the Company in accordance with the Code of Ethics issued by the Institute of Chartered Accountants of India (ICAI) together with the ethical requirements that are relevant to our audit of the Standalone financial statements under the provisions of the Act and the Rules made thereunder, and we have fulfilled our other ethical responsibilities in accordance with these requirements and the ICAI's Code of Ethics. We believe that the audit evidence obtained by us is sufficient and appropriate to provide a basis for our audit opinion on the Standalone financial statements.

Key audit matters

Key audit matters are those matters that, in our professional judgment, were of most significance in our audit of the Standalone financial statements of the current period. These matters were addressed in the context of our audit of the Standalone financial statements as a whole, and in forming our opinion thereon, and we do not provide a separate opinion on these matters.

Reporting of key audit matters as per SA 701, Key Audit Matters are not applicable to the Company as it is an unlisted company.

Information other than the financial statements and auditor's report thereon.

The Company's Board of Directors is responsible for the other information. The other information comprises the information included in the Management Discussion and Analysis, Board's Report, Business Responsibility Report, Corporate Governance and Shareholder's Information, but does not include standalone financial statements, consolidated financial statements and our auditor's report thereon.

- Our opinion on the Standalone financial statements does not cover the other information and we do not express any form of assurance conclusion thereon.
- In connection with our audit of the Standalone financial statements, our responsibility is to read the other information and, in doing so, consider whether the other information is materially inconsistent with the standalone financial statements or our knowledge obtained during the course of our audit or otherwise appears to be materially misstated.

If, based on the work we have performed, we conclude that there is a material misstatement of this other information; we are required to report that fact. We have nothing to report in this regard

Management's responsibility for the Standalone financial statements

The Company's Board of Directors is responsible for the matters stated in section 134(5) of the Act with respect to the preparation of these Standalone financial statements that give a true and fair view of the financial position, financial performance including other comprehensive income, cash flows and changes in equity of the Company in accordance with the Ind AS and other accounting principles generally accepted in India. This responsibility also includes maintenance of adequate accounting records in accordance with the provisions of the Act for safeguarding the assets of the Company and for preventing and detecting frauds and other irregularities; selection and application of appropriate accounting policies; making judgments and estimates that are reasonable and prudent; and design, implementation and maintenance of adequate internal financial controls, that were operating effectively for ensuring the accuracy and completeness of the accounting records, relevant to the preparation and presentation of the standalone financial statements that give a true and fair view and are free from material misstatement, whether due to fraud or error.

In preparing the standalone financial statements, Board of Directors is responsible for assessing the Company's ability to continue as a going concern, disclosing, as applicable, matters related to going concern and using the going concern basis of accounting unless management either intends to liquidate the Company or to cease operations, or has no realistic alternative but to do so.

Those Board of Directors are also responsible for overseeing the Company's financial reporting process.

Auditor's responsibility for the audit of the Standalone financial statements

Our objectives are to obtain reasonable assurance about whether the standalone financial statements as a whole are free from material misstatement, whether due to fraud or error, and to issue an auditor's report that includes our opinion. Reasonable assurance is a high level of assurance, but is not a guarantee that an audit conducted in accordance with SAs will always detect a material misstatement when it exists. Misstatements can arise from fraud or error and are considered material if, individually or in the aggregate, they could reasonably be expected to influence the economic decisions of users taken on the basis of these standalone financial statements.

As part of an audit in accordance with SAs, we exercise professional judgment and maintain professional skepticism throughout the audit. We also:

- Identify and assess the risks of material misstatement of the standalone financial statements, whether due to fraud or error, design and perform audit procedures responsive to those risks, and obtain audit evidence that is sufficient and appropriate to provide a basis for our opinion. The risk of not detecting a material misstatement resulting from fraud is higher than for one resulting from error, as fraud may involve collusion, forgery, intentional omissions, misrepresentations, or the override of internal control.
- Obtain an understanding of internal financial control relevant to the audit in order to design audit procedures that are appropriate in the circumstances. Under section 143(3)(i) of the Act, we are also responsible for expressing our opinion on whether the Company has adequate internal financial controls system in place and the operating effectiveness of such controls.
- Evaluate the appropriateness of accounting policies used and the reasonableness of accounting estimates and related disclosures made by the management.
- Conclude on the appropriateness of management's use of the going concern basis of accounting and, based on the audit evidence obtained, whether a material uncertainty exists related to events or conditions that may cast significant doubt on the Company's ability to continue as a going concern. If we conclude that a material uncertainty exists, we are required to draw attention in our auditor's report to the related disclosures in the standalone financial statements or, if such disclosures are inadequate, to modify our opinion. Our conclusions are based on the audit evidence obtained up to the date of our auditor's report. However, future events or conditions may cause the Company to cease to continue as a going concern.
- Evaluate the overall presentation, structure and content of the standalone financial statements, including the disclosures, and whether the standalone financial statements represent the underlying transactions and events in a manner that achieves fair presentation.

Materiality is the magnitude of misstatements in the standalone financial statements that, individually or in aggregate, makes it probable that the economic decisions of a reasonably knowledgeable user of the standalone financial statements may be influenced. We consider quantitative materiality and qualitative factors in (i) planning the scope of our audit work and in evaluating the results of our work; and (ii) to evaluate the effect of any identified misstatements in the standalone financial statements.

We communicate with those charged with governance regarding, among other matters, the planned scope and timing of the audit and significant audit findings, including any significant deficiencies in internal control that we identify during our audit.

We also provide those charged with governance with a statement that we have complied with relevant ethical requirements regarding independence, and to communicate with them all relationships and other matters that may reasonably be thought to bear on our independence, and where applicable, related safeguards. From the matters communicated with those charged with governance, we determine those matters that were of most significance in the audit of the Standalone financial statements of the current period and are therefore the key audit matters. We describe these matters in our auditor's report unless law or regulation precludes public disclosure about the matter or when, in extremely rare circumstances, we determine that a matter should not be communicated in our report because the adverse consequences of doing so would reasonably be expected to outweigh the public interest benefits of such communication.

Report on Other Legal and Regulatory Requirements

1. As required by the Companies (Auditor's Report) Order, 2016 ("the Order") issued by the Central Government in terms of Section 143(11) of the Act, we give in "Annexure A" a statement on the matters specified in paragraphs 3 and 4 of the Order.

2. As required by Section 143(3) of the Act, based on our audit we report that:

a) We have sought and obtained all the information and explanations which to the best of our knowledge and belief were necessary for the purposes of our audit.

b) In our opinion, proper books of account as required by law have been kept by the Company so far as it appears from our examination of those books.

c) The Balance Sheet, the Statement of Profit and Loss including Other Comprehensive Income, the Cash Flow Statement and Statement of Changes in Equity dealt with by this Report are in agreement with the books of account.

d) In our opinion, the aforesaid standalone financial statements comply with the Ind AS specified under Section 133 of the Act.

e) On the basis of the written representations received from the directors as on March 31, 2021 taken on record by the Board of Directors, none of the directors is disqualified as on March 31st, 2021 from being appointed as a director in terms of Section 164(2) of the Act.

f) With respect to the adequacy of the internal financial controls over financial reporting of the Company and the operating effectiveness of such controls, refer to our separate Report in "Annexure B". Our report expresses an unmodified opinion on the adequacy and operating effectiveness of the Company's internal financial controls over financial reporting.

g) With respect to the other matters to be included in the Auditor's Report in accordance with the requirements of section 197(16) of the Act, as amended, In our opinion and to the best of our information and according to the explanations given to us, the remuneration paid by the Company to its directors during the period is in accordance with the provisions of section 197 of the Act.

h) With respect to the other matters to be included in the Auditor's Report in accordance with Rule 11 of the Companies (Audit and Auditors) Rules, 2014, as amended in our opinion and to the best of our information and according to the explanations given to us:

i. The Company does not have any pending litigations which would impact its financial position.

ii. The Company did not have any long-term contracts including derivative contracts for which there were any material foreseeable losses.

iii. There were no amounts which were required to be transferred to the Investor Education and Protection Fund by the Company.

For Mohandas & Associates
Chartered Accountants
ICAI Firm Reg No: 02116S

Sd/-
Mohandas A
[Partner]
Membership No.036726
UDIN: 21036726AAAAMK8049

Place: Thrissur
Date: 13th August, 2021

Annexure A

The Annexure A referred to in paragraph 1 under the heading “Report on other Legal and Regulatory Requirements” of our Report of even date to the members of the Company on the accounts of the company for the period ended 31st March, 2021.

On the basis of such checks as we considered appropriate and according to the information and explanation given to us during the course of our audit, we report that:

- i)
 - a) The Company has maintained proper records showing full particulars, including quantitative details and situation of Property, Plant and Equipment.
 - b) All the Property, Plant and Equipment have not been physically verified by the management during the period but there is a regular program of verification which, in our opinion, is reasonable having regard to the size of the company and nature of its assets. No material discrepancies were noticed on such verification.
 - c) In our opinion and according to the information and explanations given to us, the title deeds of immovable properties are held in the name of the Company.
- ii) The Company is a Non Banking Finance Company engaged in the business of providing loans and does not hold any type of inventory. Therefore, the provisions of paragraph 3(ii) of the Companies (Auditor’s Report) Order, 2016 are not applicable to the Company.
- iii) In our opinion and according to the information and explanations given to us, during the period the Company has not granted any loans, secured or unsecured to companies, firms, Limited Liability Partnerships or other parties covered in the register maintained under section 189 of the Companies Act, 2013 (‘the Act’) except enhancement of property loan of ₹3.46 Crores to Managing Director, Mr. K G Anilkumar.

Name	Balance Outstanding (₹)
K G Anilkumar	9,66,15,710/-

- a) The terms and conditions of the grant of such advances are not prima facie prejudicial to the interest of the Company.
- b) The repayment of principal and payment of interest have been made as stipulated.
- c) As the Company has not demanded repayment of above loans, there is no overdue amount for more than ninety days in respect of loans granted.
- iv) The Company has complied with the provisions of section 185 and 186 of the Companies Act, 2013 in respect of loans, investments, guarantees, and securities made.
- v) In our opinion and according to the information and explanations given to us, the Company has not accepted any Deposits from the public. Therefore the Directives issued by the Reserve Bank Of India and the provisions of sections 73 to 76 or any other relevant provisions of the Companies Act, 2013 and the Rules framed there under are not applicable to the Company. According to the information and explanations given to us, the Company has not received any order from the Company Law Board or National Company Law Tribunal or Reserve Bank of India or any Court or any other Tribunal in this regard.
- vi) The Central Government has not prescribed the maintenance of cost records under section 148(1) of the Companies Act, 2013 for any of the services rendered by the Company.
- vii) a) According to information and explanations given to us and on the basis of records produced before us for verification, the Company is regular in depositing with appropriate authorities undisputed statutory dues including Provident fund, Employees' state insurance, income-tax, sales-tax, service tax, goods and service tax, duty of customs, duty of excise, value added tax, cess and any other statutory dues with the appropriate authorities wherever applicable to it.
b) According to the information and explanation given to us, there are no dues of income tax or sales tax or service tax or goods and service tax or duty of customs or duty of excise or value added tax which have not been deposited on account of dispute.
- viii) In our opinion and according to the information and explanation given to us, Company has not defaulted in repayment of loans or borrowing to any financial institutions, banks, Government or dues to debenture holders.

- ix) In our opinion and according to the information and explanations given to us, the Company has not raised any moneys by way of initial public offer or further public offer (including debt instruments) and neither availed any term loan during the year.
- x) During the year the Company has reported a fraud case on account of theft of gold by branch employees of the company. The amount involved in the fraud is ₹ 2,26,38,960 and the same is charged to Statement of Profit and Loss as bad debt.
- xi) According to the information and explanations given to us and based on our examination of the records of the Company, managerial remuneration has been paid or provided in accordance with the requisite approvals mandated by the provisions of section 197 read with schedule V to the Companies Act, 2013.
- xii) In our opinion and according to the information and explanations given to us, the Company is not a Nidhi Company. Accordingly, paragraph 3(xii) of the Order is not applicable.
- xiii) According to the information and explanations given to us and based on our examination of the records of the Company, transactions with the related parties are in compliance with the sections 177 and 188 of the Companies Act, 2013 and the details of such transactions have been disclosed in the Standalone financial statements of the Company as required by the applicable accounting standards.
- xiv) The Company has not made any preferential allotment during the year. The Company has made private placement of preference shares during the year under review and complied with section 42 of the Companies Act, 2013 wherever applicable. The amount raised has been used for the purposes for which the funds were raised.
- xv) According to the information and explanations given to us and based on our examination of the records, the Company has not entered into non-cash transactions with directors or persons connected with them. Accordingly paragraph 3 (xv) of the Order is not applicable.

- xvi) According to the information and explanations given to us and based on our examination of the records of the Company, the Company has obtained required registration under section 45-IA of the Reserve Bank of India Act, 1934.

For Mohandas & Associates
Chartered Accountants
ICAI Firm Reg No: 02116S

Sd/-
Mohandas A
[Partner]
Membership No.036726
UDIN: 21036726AAAAMK8049

Place: Thrissur
Date: 13th August, 2021

Annexure B

Annexure 'B' to the Independent Auditors' Report of **ICL Fincorp Limited** for the period ended 31stMarch, 2021

Report on the Internal Financial Controls over Financial Reporting under Clause (i) of Sub-section 3 of Section 143 of the Companies Act, 2013 ('the Act')

We have audited the internal financial controls over financial reporting of **ICL Fincorp Limited** ('the Company') as of 31stMarch, 2021 in conjunction with our audit of the Ind AS Standalone financial statements of the Company for the period ended on that date.

Management's Responsibility for Internal Financial Controls

The Company's management is responsible for establishing and maintaining internal financial controls based on the internal control over financial reporting criteria established by the Company considering the essential components of internal control stated in the guidance note on Audit of Internal Financial Controls Over Financial Reporting issued by the Institute of Chartered Accountants of India ('ICAI'). These responsibilities include the design, implementation and maintenance of adequate internal financial controls that were operating effectively for ensuring the orderly and efficient conduct of its business, including adherence to company's policies, the safeguarding of its assets, the prevention and detection of frauds and errors, the accuracy and completeness of the accounting records, and the timely preparation of reliable financial information, as required under the Companies Act, 2013.

Auditors' Responsibility

Our responsibility is to express an opinion on the Company's internal financial controls over financial reporting based on our audit. We conducted our audit in accordance with the guidance note on audit of internal financial controls over financial reporting (the 'Guidance Note') and the Standards on Auditing (the 'Standards') issued by ICAI and deemed to be prescribed under section 143 (10) of the Companies Act, 2013, to the extent applicable to an audit of internal financial controls. Those Standards and the Guidance Note require that we comply with ethical requirements and plan and perform the audit to obtain reasonable assurance about whether adequate internal financial controls over financial reporting was established and maintained and if such controls operated effectively in all material respects.

Our audit involves performing procedures to obtain audit evidence about the adequacy of the internal financial controls system over financial reporting and their operating effectiveness.

Our audit of internal financial controls over financial reporting included obtaining an understanding of internal financial controls over financial reporting, assessing the risk that a material weakness exists, and testing and evaluating the design and operating effectiveness of internal control based on the assessed risk. The procedures selected depend on the auditor's judgment, including the assessment of the risks of material misstatement of the Standalone financial statements, whether due to fraud or error.

We believe that the audit evidence we have obtained is sufficient and appropriate to provide a basis for our audit opinion on the Company's internal financial controls over financial reporting.

Meaning of Internal Financial Controls over Financial Reporting

A company's internal financial control over financial reporting is a process designed to provide reasonable assurance regarding the reliability of financial reporting and the preparation of Standalone financial statements for external purposes in accordance with generally accepted accounting principles. A company's internal financial control over financial reporting includes those policies and procedures that (i) pertain to the maintenance of records that, in reasonable detail, accurately and fairly reflect the transactions and dispositions of the assets of the company; (ii) provide reasonable assurance that transactions are recorded as necessary to permit preparation of Standalone financial statements in accordance with generally accepted accounting principles, and that receipts and expenditures of the company are being made only in accordance with authorizations of management and directors of the company; and (iii) provide reasonable assurance regarding prevention or timely detection of unauthorized acquisition, use, or disposition of the company's assets that could have a material effect on the Standalone financial statements.

Inherent Limitations of Internal Financial Controls over Financial Reporting

Because of the inherent limitations of internal financial controls over financial reporting, including the possibility of collusion or improper management override of controls, material misstatements due to error or fraud may occur and not be detected. Also, projections of any evaluation of the internal financial controls over financial reporting to future periods are subject to the risk that the internal financial control over financial reporting may become inadequate because of changes in conditions, or that the degree of compliance with the policies or procedures may deteriorate.

Opinion

In our opinion, the Company has, in all material respects, an adequate internal financial controls over financial reporting and such internal financial controls over financial reporting were operating effectively as at 31st March, 2021, based on the internal control over financial reporting criteria established by the Company considering the essential components of internal control stated in the guidance note issued by the ICAI.

For Mohandas & Associates
Chartered Accountants
ICAI Firm Reg No: 02116S

Sd/-
Mohandas A
[Partner]
Membership No.036726
UDIN: 21036726AAAAMK8049

Place: Thrissur
Date: 13th August, 2021

ICL FINCORP LIMITED
STANDALONE BALANCE SHEET AS AT 31-MARCH-2021

(All amounts are in Indian Rupees unless otherwise stated)

Assets	Notes	31-Mar-21	31-Mar-20
Financial Assets			
Cash and Cash Equivalents	7	11,00,35,525	15,19,59,467
Bank Balances other than above	8	1,01,28,604	36,57,614
Loans	9	3,00,47,60,543	2,49,45,76,802
Investments	10	24,70,14,905	23,33,91,880
Other Financial Asset	11	18,97,57,960	15,73,55,469
		3,56,16,97,537	3,04,09,41,233
Non-Financial Assets			
Current tax assets	12	3,31,23,975	1,59,77,816
Deferred tax assets (net)	32	91,62,882	70,48,913
Property, Plant and Equipment	13(A)	11,89,77,430	10,67,15,951
Capital work in progress		71,49,140	68,36,786
Right-of-Use Asset	13(B)	3,64,92,274	4,87,42,252
Other Intangible Assets	14	22,13,876	23,84,565
Other Non-Financial Asset	15	9,34,59,049	9,22,15,335
		30,05,78,626	27,99,21,617
TOTAL ₹		3,86,22,76,163	3,32,08,62,850
Liabilities and Equity			
Financial Liabilities			
Trade payables	16		
<i>(A) total outstanding dues of micro enterprises and small enterprises; and</i>		11,06,890	5,22,475
<i>(B) total outstanding dues of creditors other than micro enterprises and small enterprises.</i>		71,77,541	52,96,329
Debt Securities	17	2,17,27,67,000	1,69,71,95,000
Borrowings (Other than Debt Securities)	18	21,75,53,473	22,11,42,756
Subordinate Liabilities	19	37,99,02,000	40,86,60,000
Lease Liability	13(B)	3,42,11,049	4,41,64,585
Other financial liabilities	20	30,37,10,008	22,18,03,978
		3,11,64,27,961	2,59,87,85,122
Non-Financial Liabilities			
Provisions	21	1,93,68,520	94,23,105
Other non-financial liabilities	22	1,08,35,847	99,18,614
		3,02,04,367	1,93,41,719
Equity			
Equity Share capital	23	44,33,49,520	44,33,49,520
Other Equity	24	27,22,94,315	25,93,86,489
		71,56,43,835	70,27,36,009
TOTAL ₹		3,86,22,76,163	3,32,08,62,850
Summary of significant accounting policies	5		
The accompanying notes are an integral part of the financial statements.			

As per our report of even date

**For Mohandas & Associates
Chartered Accountants**

ICAI Firm Reg No.: 021165

Sd/-

Mohandas A

[Partner]

Membership no.: 036726

Place: Thrissur

Date: 13th August, 2021

**For and on behalf of the board of directors of
ICL Fincorp Limited**

Sd/-

K G Anilkumar

[Managing Director]

(DIN:00766739)

Sd/-

Natarajan R

[Chief Financial Officer]

Place: Irinjalakuda

Date: 13th August, 2021

Sd/-

Umadevi Anilkumar

[Whole Time Director]

(DIN: 06434467)

ICL FINCORP LIMITED
STANDALONE STATEMENT OF PROFIT AND LOSS FOR THE YEAR ENDED 31-MARCH-2021

(All amounts are in Indian Rupees unless otherwise stated)

	Notes	31-Mar-21	31-Mar-20
(I) Income			
Revenue from operations	25		
I) Interest Income		74,11,47,968	56,54,24,204
II) Revenue from other Financial Services		46,38,012	6,84,108
Other income	26	1,41,25,392	41,07,853
Total Revenue (I)		75,99,11,373	57,02,16,165
(II) Expenses			
Finance costs	27	34,24,76,188	25,92,92,671
Impairment of Financial Instruments	28	54,58,108	(44,41,143)
Employee benefits expense	29	17,86,73,940	15,03,70,555
Depreciation and amortization expense	30	5,29,76,743	5,56,68,641
Other expenses	31	15,72,02,914	10,10,48,129
Total Expenses (II)		73,67,87,893	56,19,38,853
(III) Profit/(loss) before tax (I) - (II)		2,31,23,480	82,77,312
(IV) Tax expenses	32		
Current tax		1,05,50,240	51,30,740
(Excess)/Short provision of Previous Years		(1,70,640)	(2,47,410)
Deferred tax(Income)/Expense		(14,90,469)	(23,37,751)
Total tax expense (IV)		88,89,131	25,45,579
(V) Profit/(loss) for the year (III) - (IV)		1,42,34,349	57,31,734
(VI) Other comprehensive income			
Items that will not be re classified to profit or loss - Remeasurements of the defined benefit asset		(17,69,620)	6,85,085
Income tax relating to items that will not be reclassified to profit or loss		6,23,500	(1,66,030)
Total other comprehensive income (VI)		(11,46,120)	5,19,055
Total comprehensive income for the year (V) + (VI)		1,30,88,229	62,50,789
<i>(Comprising profit and other comprehensive income for the year)</i>			
Earnings per equity share	33		
<i>[nominal value of share ₹10]</i>			
(Basic)		0.32	0.15
(Diluted)		0.32	0.15

Summary of significant accounting policies 5

The accompanying notes are an integral part of the financial statements.

As per our report of even date

For Mohandas & Associates
Chartered Accountants
 ICAI Firm Reg No.: 02116S

For and on behalf of the board of directors of
ICL Fincorp Limited

 Sd/-
Mohandas A
 [Partner]
 Membership no.: 036726

 Sd/-
K G Anilkumar
 [Managing Director]
 (DIN:00766739)

 Sd/-
Umadevi Anilkumar
 [Whole Time Director]
 (DIN: 06434467)

 Sd/-
Natarajan R
 [Chief Financial Officer]

 Place: Thrissur
 Date: 13th August, 2021

 Place: Irinjalakuda
 Date: 13th August, 2021

ICL FINCORP LIMITED
STANDALONE CASH FLOW STATEMENT FOR THE YEAR ENDED 31-MAR-2021

(All amounts are in Indian Rupees unless otherwise stated)

Particulars	31-Mar-21	31-Mar-20
Net Profit before tax	2,31,23,480	82,77,312
Adjustments for:		
Depreciation and amortization expense	5,29,76,743	5,56,68,641
Impairment on financial instruments	54,58,108	(44,41,143)
Provision for Gratuity	25,75,892	25,02,208
Net (Gain)/Loss on current investment due to market fluctuation	(58,51,928)	33,78,739
Finance cost	9,48,436	24,94,973
Interest on Fixed deposit	(32,74,640)	(11,26,618)
Dividend on Investments	(42,259)	(1,43,001)
Lease payments	2,91,75,507	3,03,26,034
Net (Gain)/Loss on sale of investments	(14,01,341)	(4,93,677)
Operating profit before working capital changes	10,36,87,998	9,64,43,468
Changes in working capital :		
Decrease / (increase) in non-financial asset	(12,43,714)	(2,55,80,464)
Decrease / (increase) in loans	(51,56,41,849)	(59,12,33,548)
Decrease / (increase) in investments	(1,36,23,026)	(22,12,52,935)
Decrease / (increase) in current tax assets	(1,71,46,160)	(1,57,19,314)
Decrease / (increase) in other financial asset	(3,24,02,491)	5,92,20,078
Increase / (decrease) in trade payables	24,65,627	11,74,638
Increase / (decrease) in other financial liabilities	8,19,06,030	4,14,29,688
Increase / (decrease) in Lease Liability (Net)	(99,53,536)	1,14,84,964
Increase / (decrease) in other non-financial liabilities	9,17,233	52,87,776
Cash generated from / (used in) operations	(40,10,33,886)	(63,87,45,647)
Net income Taxes Paid	49,60,100	56,03,770
Net cash flow from/ (used in) operating activities (A)	(40,59,93,986)	(64,43,49,417)
Cash flows from investing activities		
Net Gain/(Loss) on sale of investments	14,01,341	4,93,677
Net (Gain)/Loss on current investment due to market fluctuation	58,51,928	(33,78,739)
Purchase of property, plant and equipments including CWIP	(4,12,66,119)	(4,69,63,426)
Dividend on Investments	42,259	1,43,001
Purchase of intangible assets	(2,52,521)	(20,23,376)
Sale of property, plant and equipments	4,00,791	-
Bank balance not considered as cash and cash equivalents	(64,70,990)	1,69,50,868
Net cash flow from/ (used in) investing activities (B)	(4,02,93,311)	(3,47,77,994)
Cash flows from financing activities		
Proceed from Debt Security (Net)	47,55,72,000	29,21,10,000
Proceed from Borrowings (Net)	(35,89,283)	16,16,72,508
Proceed from Subordinate Liabilities (Net)	(2,87,58,000)	18,97,60,000
Finance cost	(9,48,436)	(24,94,973)
Interest on Fixed deposit	32,74,640	11,26,618
Proceeds from issue of equity share capital	-	8,40,20,280
Proceeds from securities premium	-	8,40,20,280
Lease payments	(2,91,75,507)	(3,03,26,034)
Right to Use Asset (Net)	(1,20,12,060)	(4,14,82,492)
Net cash flow from/ (used in) in financing activities (C)	40,43,63,355	73,84,06,188
Net increase/(decrease) in cash and cash equivalents (A + B + C)	(4,19,23,942)	5,92,78,777
Cash and cash equivalents at the beginning of the year	15,19,59,467	9,26,80,691
Cash and cash equivalents at the end of the year	11,00,35,525	15,19,59,467
Components of cash and cash equivalents		
Cash on hand	3,26,71,934	4,35,42,002
With banks	7,73,63,591	10,84,17,465
Total cash and cash equivalents (Note 7)	11,00,35,525	15,19,59,467

5

As per our report of even date

For Mohandas & Associates
Chartered Accountants

ICAI Firm Reg No.: 02116S

Sd/-

Mohandas A

[Partner]

Membership no.: 036726

Place: Thrissur

Date: 13th August, 2021

For and on behalf of the board of directors of
ICL Fincorp Limited

Sd/-

K G Anilkumar

[Managing Director]

(DIN: 00766739)

Sd/-

Natarajan R

[Chief Financial Officer]

Place: Irinjalakuda

Date: 13th August, 2021

Sd/-

Umadevi Anilkumar

[Whole Time Director]

(DIN: 06434467)

ICL FINCORP LIMITED**STANDALONE STATEMENT OF CHANGES IN EQUITY FOR THE YEAR ENDED 31-MARCH-2021**

(All amounts are in Indian Rupees unless otherwise stated)

A Equity Share capital**Balance at the beginning of the reporting period At 1-Apr-2019**

Changes in equity share capital during the year

Balance at the end of the reporting period As at 31-Mar-2020

Changes in equity share capital during the year

Balance at the end of the reporting period As at 31-Mar-2021

	Number	Amount
Balance at the beginning of the reporting period At 1-Apr-2019	35932924	35,93,29,240
Changes in equity share capital during the year	8402028	8,40,20,280
Balance at the end of the reporting period As at 31-Mar-2020	4,43,34,952	44,33,49,520
Changes in equity share capital during the year	-	-
Balance at the end of the reporting period As at 31-Mar-2021	4,43,34,952	44,33,49,520

B Other Equity

	Reserves and Surplus			Other comprehensive income (Actuarial gain/(loss))	Total₹
	Statutory Reserves	Impairment Reserves	Securities Premium		
Balance as at 01-Apr-2019	36,41,973	37,17,649	15,93,56,595	23,16,551	16,91,15,420
Dividends	-	-	-	-	-
Transfer to/from retained earnings	14,00,000	8,57,099	-	(22,57,099)	-
Other Additions/ Deductions during the year					
Other Comprehensive Income (Net of Taxes)	-	-	-	5,19,055	5,19,055
Securities premium received during the year	-	-	8,40,20,280	-	8,40,20,280
Profit for the year (net of taxes)	-	-	-	57,31,734	57,31,734
Balance as at 31-Mar-2020	50,41,973	45,74,748	24,33,76,875	57,91,185	25,93,86,489

B Other Equity (Contd.)

	Reserves and Surplus			Other Comprehensive Income		Total ₹
	Statutory Reserves	Impairment Reserves	Securities Premium Reserves	Retained Earnings		
Balance as at 31-Mar-2020	50,41,973	45,74,748	24,33,76,875	57,91,185	6,01,707	25,93,86,489
Dividends	-	-	-	-	-	-
Transfer to/from retained earnings	31,00,000	-	-	(32,80,403)	-	(1,80,403)
Other Additions / Deductions during the year						
Other Comprehensive Income (Net of Taxes)	-	-	-	-	(11,46,120)	(11,46,120)
Securities premium received during the year	-	-	-	-	-	-
Profit for the period (net of taxes)	-	-	-	1,42,34,349	-	1,42,34,349
Balance as at 31-Mar-2021	81,41,973	45,74,748	24,33,76,875	1,67,45,131	(5,44,413)	27,22,94,315

As per our report of even date

For Mohandas & Associates
Chartered Accountants
ICAI Firm Reg No.: 02116S

Sd/-

Mohandas A
[Partner]

Membership no.: 036726

Sd/-

K G Anilkumar
[Managing Director]
(DIN:00766739)

Sd/-

Umadevi Anilkumar
[Whole Time Director]
(DIN: 06434467)

For and on behalf of the board of directors of
ICL Fincorp Limited

Sd/-

Natarajan R
[Chief Financial Officer]

Place: Thrissur

Date: 13th August, 2021

Place: Irinjalakuda

Date: 13th August, 2021



ICL FINCORP LIMITED

NOTES TO THE STANDALONE FINANCIAL STATEMENTS FOR THE YEAR ENDED 31-MARCH-2021

(All amounts are in Indian Rupees unless otherwise stated)

1 CORPORATE INFORMATION

ICL Fincorp Limited was incorporated as Jawahar Finance Limited on 9th December, 1991 at Chennai. The Company was later renamed to Irinjalakuda Credits & Leasing Company Limited on 26th April, 2004, which was further renamed to ICL Fincorp Limited on 8th May, 2016. The company is a non-deposit accepting Non Banking Financial Company (NBFC) which provides a wide range of fund-based services including Gold loans, Business loans, Hypothecation loans, Property loans etc.

The registration details are as follows:

Reserve Bank of India Registration No: B-07.00437

Corporate Identity Number (CIN): U65191TN1991PLC021815

The Company is the ultimate parent company of the Salem Erode Investments Limited.

2 BASIS OF PREPARATION

The Standalone financial statements of the company have been prepared in accordance with Indian Accounting Standards (Ind AS) notified under the Companies (Indian Accounting Standards) Rules, 2015 (as amended from time to time). The financial statements have been prepared under the historical cost convention, as modified by the application of fair value measurements required or allowed by relevant Accounting Standards and on accrual basis except for interest on Non Performing Assets which are recognised on realisation basis. Accounting policies have been consistently applied to all periods presented, unless otherwise stated.

The above financial statements have been prepared in accordance with the Indian Accounting Standards prescribed under Section 133 of the Companies Act, 2013 read with relevant rules issued thereunder and other accounting principles generally accepted in India mainly considering the Master Directions issued by the Reserve Bank of India ('RBI') as applicable to Non-Banking Finance Companies – ND.

The preparation of financial statements requires the use of certain critical accounting estimates and assumptions that affect the reported amounts of assets, liabilities, revenues and expenses and the disclosed amount of contingent liabilities. Areas involving a higher degree of judgement or complexity, or areas where assumptions are significant to the Company are discussed in Note 6 - Significant accounting judgements, estimates and assumptions.

The financial statements are presented in Indian Rupees (INR) except when otherwise indicated.

3 PRESENTATION OF FINANCIAL STATEMENT

The financial statements of the Company are presented as per Schedule III (Division III) of the Companies Act, 2013 applicable to NBFCs, as notified by the Ministry of Corporate Affairs (MCA). Financial assets and financial liabilities are generally reported on a gross basis except when, there is an unconditional legally enforceable right to offset the recognised amounts without being contingent on a future event and the parties intend to settle on a net basis in the following circumstances:

- (i) The normal course of business
- (ii) The event of default
- (iii) The event of insolvency or bankruptcy of the Company and/or its counterparties.

4 STATEMENT OF COMPLIANCE

These separate financial statements of the Company have been prepared in accordance with Indian Accounting Standards as per the Companies (Indian Accounting Standards) Rules, 2015 as amended and notified under Section 133 of the Companies Act, 2013 and the generally accepted accounting principles as referred to in paragraph 2 "Basis of Preparation" above.

5 SIGNIFICANT ACCOUNTING POLICIES (ALSO REFER NOTE 2 ABOVE)

Significant Accounting Policies adopted in the Preparation and Presentation of Financial Statements are as under:-

A. INVESTMENTS IN SUBSIDIARY

Investment in subsidiaries are measured at cost less impairment, if any.

B. FINANCIAL INSTRUMENTS

(I) Classification of financial instruments

The Company classifies its financial assets into the following measurement categories:

- i) Financial assets to be measured at amortised cost.
- ii) Financial assets to be measured at fair value through other comprehensive income.
- iii) Financial assets to be measured at fair value through profit or loss account.

The classification depends on the contractual terms of the financial assets' cash flows and the Company's business model for managing financial assets. The Company determines its business model at the level that best reflects how it manages groups of financial assets to achieve its business objective. The business model is assessed on the basis of aggregated portfolios based on observable factors. These factors include:

- Reports reviewed by the entity's key management personnel on the performance of the financial assets.
- The risks impacting the performance of the business model (and the financial assets held within that business model) and its management thereof.
- The compensation of the managing teams (for example, whether the compensation is based on the fair value of the assets managed or on the contractual cash flows collected)
- The expected frequency, value and timing of trades. The business model assessment is based on reasonably expected scenarios without taking 'worst case' or 'stress case' scenarios into account.

The Company also assesses the contractual terms of financial assets on the basis of its contractual cash flow characteristics that are solely for the payments of principal and interest on the principal amount outstanding. 'Principal' is defined as the fair value of the financial asset at initial recognition and may change over the life of the financial asset (for example, if there are repayments of principal or amortisation of the premium/discount).

In making this assessment, the Company considers whether the contractual cash flows are consistent with a basic lending arrangement i.e. interest includes only consideration for the time value of money, credit risk, other basic lending risks and a profit margin that is consistent with a basic lending arrangement. Where the contractual terms introduce exposure to risk or volatility that are inconsistent with a basic lending arrangement, the related financial asset is classified and measured at fair value through profit or loss.

The Company classifies its financial liabilities at amortised costs unless it has designated liabilities at fair value through the profit and loss account or is required to measure liabilities at fair value through profit or loss such as derivative liabilities.

(II) Financial assets measured at amortised cost

These Financial assets comprise bank balances, Loans, investments and other financial assets.

Financial Assets with contractual terms that give rise to cash flows on specified dates, and represent solely payments of principal and interest on the principal amount outstanding; and are held within a business model whose objective is achieved by holding to collect contractual cash flows are measured at amortised cost.

These financial assets are initially recognised at fair value plus directly attributable transaction costs and subsequently measured at amortised cost. Transaction costs are incremental costs that are directly attributable to the acquisition, issue or disposal of a financial asset or a financial liability.

(III) Financial assets measured at fair value through other comprehensive income

Debt instruments

Investments in debt instruments are measured at fair value through other comprehensive income where they have:

- a) contractual terms that give rise to cash flows on specified dates, that represent solely payments of principal and interest on the principal amount outstanding; and
- b) are held within a business model whose objective is achieved by both collecting contractual cash flows and selling financial assets.

These debt instruments are initially recognised at fair value plus directly attributable transaction costs and subsequently measured at fair value. Gains and losses arising from changes in fair value are included in other comprehensive income (a separate component of equity). Impairment losses or reversals, interest revenue and foreign exchange gains and losses are recognised in profit and loss. Upon disposal, the cumulative gain or loss previously recognised in other comprehensive income is reclassified from equity to the statement of profit and loss. As at the reporting date the Company does not have any financial instruments measured at fair value through other comprehensive income.

Equity instruments

Investments in equity instruments are generally accounted for as at fair value through the profit and loss account unless an irrevocable election has been made by management to account for at fair value through other comprehensive income. Such classification is determined on an instrument by instrument basis. Contingent consideration recognised by the company in a business combination to which Ind AS 103 'Business Combination' applies are measured at fair value through profit and loss account, where amounts presented in other comprehensive income for equity instruments are not subsequently transferred to profit or loss. Dividends on such instruments are recognised in profit or loss. As at the reporting date the Company does not have any equity instruments measured at fair value through other comprehensive income.

(IV) Items at fair value through profit or loss

Items at fair value through profit or loss comprise:

- Investments (including equity shares) held for trading;
- Items specifically designated as fair value through profit or loss on initial recognition; and
- Debt instruments with contractual terms that do not represent solely payments of principal and interest.

Financial instruments held at fair value through profit or loss are initially recognised at fair value, with transaction costs recognised in the statement of profit and loss as incurred. Subsequently, they are measured at fair value and any gains or losses are recognised in the statement of profit and loss as they arise.

Financial instruments held for trading

A financial instrument is classified as held for trading if it is acquired or incurred principally for selling or repurchasing in the near term, or forms part of a portfolio of financial instruments that are managed together and for which there is evidence of short-term profit taking, or it is a derivative not designated in a qualifying hedge relationship.

(V) Debt securities and other borrowed funds

After initial measurement, debt issued and other borrowed funds are subsequently measured at amortised cost. Amortised cost is calculated by taking into account any discount or premium on issue funds, and transaction costs that are an integral part of the Effective Interest Rate (EIR).

(VI) Recognition and derecognition of financial assets and liabilities

A financial asset or financial liability is recognised in the balance sheet when the Company becomes a party to the contractual provisions of the instrument, which is generally on trade date. Loans and receivables are recognised when cash is advanced (or settled) to the borrowers. Financial assets at fair value through profit or loss are recognised initially at fair value. All other financial assets are recognised initially at fair value plus directly attributable transaction costs.

The Company derecognises a financial asset when the contractual cash flows from the asset expire or it transfers its rights to receive contractual cash flows on the financial asset in a transaction in which substantially all the risks and rewards of ownership are transferred. Any interest in transferred financial assets that is created or retained by the Company is recognised as a separate asset or liability. A financial liability is derecognised from the balance sheet when the Company has discharged its obligation or the contract is cancelled or expires.

(VII) Impairment of financial assets

The Company recognises impairment allowance for expected credit loss on financial assets held at amortised cost. In addition to that the Company has provided for Non-Performing Assets (NPA) as per Prudential Norms of RBI.

The Company recognises loss allowances (provisions) for expected credit losses on its financial assets (including non-fund exposures) that are measured at amortised costs or at fair value through other comprehensive income account. The Company applies a three-stage approach to measuring expected credit losses (ECLs) for the following categories of financial assets that are not measured at fair value through profit or loss:

- debt instruments measured at amortised cost and fair value through other comprehensive income;
- loan commitments.

No ECL is recognised on equity investments.

Financial assets migrate through the following three stages based on the change in credit risk since initial recognition:

Stage 1: ECL

For exposures where there has not been a significant increase in credit risk since initial recognition and that are not credit impaired upon origination, ECL associated with the probability of default events is recognised.

Stage 2: Lifetime ECL – not credit impaired

For exposures where there has been a significant increase in credit risk since initial recognition but are not credit impaired, a lifetime ECL (i.e. reflecting the remaining lifetime of the financial asset) is recognised.

Stage 3: Lifetime ECL – credit impaired

Exposures are assessed as credit impaired when one or more events that have a detrimental impact on the estimated future cash flows of that asset have occurred. For exposures that have become credit impaired, a lifetime ECL is recognised

(VIII) Write-offs

The Company reduces the gross carrying amount of a financial asset when the Company has no reasonable expectations of recovering a financial asset in its entirety or a portion thereof. This is generally the case when the Company determines that the borrower / debtor does not have assets or sources of income that could generate sufficient cash flows to repay the amounts subjected to write-offs. Any subsequent recoveries against such loans are credited to the statement of profit and loss.

(IX) Determination of fair value

Fair value is the price that would be received to sell an asset or paid to transfer a liability in an orderly transaction between market participants at the measurement date, regardless of whether that price is directly observable or estimated using another valuation technique. In estimating the fair value of an asset or a liability, the company takes into account the characteristics of the asset or liability if market participants would take those characteristics into account when pricing the asset or liability at the measurement date. The Financial assets and liabilities are presented in ascending order of their liquidity. Fair value for measurement and/or disclosure purposes in these financial statements is determined on such a basis, except for share-based payment transactions that are within the scope of Ind AS 102, leasing transactions that are within the scope of Ind AS 17, and measurements that have some similarities to fair value but are not fair value, such as value in use in Ind AS 36.

C. REVENUE FROM OPERATIONS

(I) Interest Income

Interest income is recognised by applying the Effective Interest Rate (EIR) to the gross carrying amount of financial assets other than credit-impaired assets

The EIR in case of a financial asset is computed

- a) As the rate that exactly discounts estimated future cash receipts through the expected life of the financial asset to the gross carrying amount of a financial asset.
- b) By considering all the contractual terms of the financial instrument in estimating the cash flows
- c) Including all fees received between parties to the contract that are an integral part of the effective interest rate, transaction costs, and all other premiums or discounts. Any subsequent change the estimation of the future cash flows is recognised in interest income with the corresponding adjustment to the carrying amount of the assets.

(II) Dividend Income

Dividend income is recognised

- a) when the right to receive the payment is established,
- b) it is probable that the economic benefits associated with the dividend will flow to the entity and
- c) the amount of the dividend can be measured reliably.

(III) Fees & Commission Income

Fees and commissions are recognised when the Company satisfies the performance obligation, at fair value of the consideration received or receivable based on a five-step model as set out below, unless included in the effective interest calculation:

Step 1: Identify contract(s) with a customer: A contract is defined as an agreement between two or more parties that creates enforceable rights and obligations and sets out the criteria for every contract that must be met.

Step 2: Identify performance obligations in the contract: A performance obligation is a promise in a contract with a customer to transfer a good or service to the customer.

Step 3: Determine the transaction price: The transaction price is the amount of consideration to which the Company expects to be entitled in exchange for transferring promised goods or services to a customer, excluding amounts collected on behalf of third parties.

Step 4: Allocate the transaction price to the performance obligations in the contract: For a contract that has more than one performance obligation, the Company allocates the transaction price to each performance obligation in an amount that depicts the amount of consideration to which the Company expects to be entitled in exchange for satisfying each performance obligation.

Step 5: Recognise revenue when (or as) the Company satisfies a performance obligation.

Processing fee which is not form part of effective interest rate has been recognised as and when it is accrue.

(IV) Net gain on Fair value changes

Any differences between the fair values of financial assets classified as fair value through the profit or loss, held by the Company on the balance sheet date is recognised as an unrealised gain / loss. In cases there is a net gain in the aggregate, the same is recognised as Revenue and if there is a net loss the same is disclosed under as Expense in the statement of Profit and Loss.

However, net gain / loss on derecognition of financial instruments classified as amortised cost is presented separately under the respective head in the Statement of Profit and Loss.

D. EXPENSES

(I) Finance costs

Finance costs represents Interest expense recognised by applying the Effective Interest Rate (EIR) to the gross carrying amount of financial liabilities other than financial liabilities classified as FVTPL.

The EIR in case of a financial liability is computed

- a) As the rate that exactly discounts estimated future cash payments through the expected life of the financial liability to the gross carrying amount of the amortised cost of a financial liability.
- b) By considering all the contractual terms of the financial instrument in estimating the cash flows
- c) Including all fees received between parties to the contract that are an integral part of the effective interest rate, transaction costs, and all other premiums or discounts.

Any subsequent change the estimation of the future cash flows is recognised in interest with the corresponding adjustment to the carrying amount of the assets.

(II) Employee benefits

Short term employee benefit

Employee benefits payable wholly within twelve months of rendering the service are classified as short-term employee benefits. These benefits include short term compensated absences such as paid annual leave. The undiscounted amount of short-term employee benefits expected to be paid in exchange for the services rendered by employees is recognised as an expense during the period. Benefits such as salaries and wages, etc. and the expected cost of the bonus/ex-gratia are recognised in the period in which the employee renders the related service.

Post-employment employee benefits

a) Defined contribution schemes

All the employees of the Company are entitled to receive benefits under the Provident Fund and Employees State Insurance scheme, defined contribution plans in which both the employee and the Company contribute monthly at a stipulated rate. The Company has no liability for future benefits other than its annual contribution and recognises such contributions as an expense in the period in which employee renders the related service. If the contribution payable to the scheme for service received before the Balance Sheet date exceeds the contribution already paid, the deficit payable to the scheme is recognised as a liability after deducting the contribution already paid. If the contribution already paid exceeds the contribution due for services received before the Balance Sheet date, then excess is recognised as an asset to the extent that the pre-payment will lead to, for example, a reduction in future payment or a cash refund.

b) Defined Benefit schemes

The Company provides for the gratuity, a defined benefit retirement plan covering all employees. The plan provides for lump sum payments to employees upon death while in employment or on separation from employment after serving for the stipulated years mentioned under 'The Payment of Gratuity Act, 1972'. The present value of the obligation under such defined benefit plan is determined based on actuarial valuation, carried out by an independent actuary at each Balance Sheet date, using the Projected Unit Credit Method, which recognizes each period of service as giving rise to an additional unit of employee benefit entitlement and measures each unit separately to build up the final obligation.

The obligation is measured at the present value of the estimated future cash flows. The discount rates used for determining the present value of the obligation under defined benefit plan are based on the market yields on Government Securities as at the Balance Sheet date.

An actuarial valuation involves making various assumptions that may differ from actual developments in the future. These include the determination of the discount rate, attrition rate, future salary increases and mortality rates. Due to the complexities involved in the valuation and its long-term nature, these liabilities are highly sensitive to changes in these assumptions. All assumptions are reviewed annually.

Re-measurement, comprising of actuarial gains and losses are recognized immediately in the balance sheet with a corresponding debit or credit to retained earnings through OCI in the period in which they occur. Re-measurements are not reclassified to profit and loss in subsequent periods.

(III) Leases

Identification of Lease:

The Company's lease asset classes primarily consist of leases for land and buildings. The Company assesses whether a contract contains a lease, at inception of a contract. A contract is, or contains, a lease if the contract conveys the right to control the use of an identified asset for a period of time in exchange for consideration. To assess whether a contract conveys the right to control the use of an identified asset, the Company assesses whether : (i) the contract involves the use of an identified asset (ii) the Company has substantially all of the economic benefits from use of the asset through the period of the lease and (iii) the Company has the right to direct the use of the asset. At the date of commencement of the lease, the Company recognizes a right-of-use (ROU) asset and a corresponding lease liability for all lease arrangements in which it is a lessee, except for leases with a term of 12 months or less (short-term leases). For these short-term leases, the Company recognizes the lease payments as an operating expense on a straight-line basis over the term of the lease.

For arrangements entered into prior to 1 April, 2018, the Company has determined whether the arrangement contain lease on the basis of facts and circumstances existing on the date of transition.

Certain lease arrangements includes the options to extend or terminate the lease before the end of the lease term. ROU assets and lease liabilities includes these options when it is reasonably certain that they will be exercised. The ROU assets are initially recognized at cost, which comprises the initial amount of the lease liability adjusted for ROU assets are depreciated from the commencement date on a straight-line basis over the shorter of the lease term and useful life of the underlying asset. ROU assets are evaluated for recoverability whenever events or changes in circumstances indicate that their carrying amounts may not be recoverable. For the purpose of impairment testing, the recoverable amount (i.e. the higher of the fair value less cost to sell and the value-in-use) is determined on an individual asset basis unless the asset does not generate cash flows that are largely independent of those from other assets. In such cases, the recoverable amount is determined for the Cash Generating Unit (CGU) to which the asset belongs.

The lease liability is initially measured at amortized cost at the present value of the future lease payments. The lease payments are discounted using the interest rate implicit in the lease or, if not readily determinable, using the incremental borrowing rates in the country of domicile of these leases. Lease liabilities are remeasured with a corresponding adjustment to the related ROU asset if the Company changes its assessment of whether it will exercise an extension or a termination option. Lease liability and ROU assets have been separately presented in the Balance Sheet and lease payments have been classified as financing cash flows.

(IV) Other income and expenses

All Other income and expense are recognized in the period they occur.

(V) Impairment of non-financial assets

The carrying amount of assets is reviewed at each balance sheet date if there is any indication of impairment based on internal/external factors. An impairment loss is recognized wherever the carrying amount of an asset exceeds its recoverable amount. The recoverable amount is the greater of the assets, net selling price and value in use. In assessing value in use, the estimated future cash flows are discounted to their present value using a pre-tax discount rate that reflects current market assessments of the time value of money and risks specific to the asset.

In determining net selling price, recent market transactions are taken into account, if available. If no such transactions can be identified, an appropriate valuation model is used. After impairment, depreciation is provided on the revised carrying amount of the asset over its remaining useful life.

In the case of impairment of investment in subsidiary, the Company reviews its carrying value of investments in subsidiaries at cost, annually, or more frequently when there is an indication for impairment. If the recoverable amount is less than its carrying amount, the impairment loss is accounted for.

(VI)

Taxes

Current Tax

Current tax assets and liabilities for the current and prior years are measured at the amount expected to be recovered from, or paid to, the taxation authorities. The tax rates and tax laws used to compute the amount are those that are enacted, or substantively enacted, by the reporting date in the countries where the Company operates and generates taxable income.

Current income tax relating to items recognised outside profit or loss is recognised outside profit or loss (either in other comprehensive income or in equity). Current tax items are recognised in correlation to the underlying transaction either in OCI or directly in equity. Management periodically evaluates positions taken in the tax returns with respect to situations in which applicable tax regulations are subject to interpretation and establishes provisions where appropriate.

Deferred tax

Deferred tax assets and liabilities are recognised for temporary differences arising between the tax bases of assets and liabilities and their carrying amounts. Deferred income tax is determined using tax rates (and laws) that have been enacted or substantively enacted by the reporting date and are expected to apply when the related deferred income tax asset is realised or the deferred income tax liability is settled.

Deferred tax assets are only recognised for temporary differences, unused tax losses and unused tax credits if it

is probable that future taxable amounts will arise to utilise those temporary differences and losses. Deferred tax assets are reviewed at each reporting date and are reduced to the extent that it is no longer probable that the related tax benefit will be realised.

Deferred tax assets and liabilities are offset where there is a legally enforceable right to offset current tax assets and liabilities and they relate to income taxes levied by the same tax authority on the same taxable entity, or on different tax entities, but they intend to settle current tax liabilities and assets on a net basis or their tax assets and liabilities are realised simultaneously.

E. CASH AND CASH EQUIVALENTS

Cash and cash equivalents comprise the net amount of short-term, highly liquid investments that are readily convertible to known amounts of cash (short-term deposits with an original maturity of three months or less) and are subject to an insignificant risk of change in value, cheques on hand and balances with banks. They are held for the purposes of meeting short-term cash commitments (rather than for investment or other purposes).

For the purpose of the statement of cash flows, cash and cash equivalents consist of cash and short-term deposits, as defined above.

F. PROPERTY, PLANT AND EQUIPMENT (PPE)

Property, plant and equipment (PPE) are measured at cost less accumulated depreciation and accumulated impairment, (if any). The total cost of assets comprises its purchase price, freight, duties, taxes and any other incidental expenses directly attributable to bringing the asset to the location and condition necessary for it to be capable of operating in the manner intended by the management. Changes in the expected useful life are accounted for by changing the amortisation period or methodology, as appropriate, and treated as changes in accounting estimates.

Subsequent expenditure related to an item of tangible asset are added to its gross value only if it increases the future benefits of the existing asset, beyond its previously assessed standards of performance and cost can be measured reliably. Other repairs and maintenance costs are expensed off as and when incurred. Depreciation is calculated using the Written Down Value (WDV) method to write down the cost of property and equipment to their residual values over their estimated useful lives. Land is not depreciated.

The estimated useful lives are, as follows:

Particulars	Useful life estimated by Company (Years)
Building	60
Furniture And Fixtures	10
Electrical Installations & Equipments	10
Motor Vehicles	8
Office Equipments	5
Computer And Accessories	3

The residual values, useful lives and methods of depreciation of property, plant and equipment are reviewed at each financial year end and adjusted prospectively, if appropriate. Property plant and equipment is derecognised on disposal or when no future economic benefits are expected from its use. Any gain or loss arising on derecognition of the asset (calculated as the difference between the net disposal proceeds and the carrying amount of the asset) is recognised in other income /expense in the statement of profit and loss in the year the asset is derecognised. The date of disposal of an item of property, plant and equipment is the date the recipient obtains control of that item in accordance with the requirements for determining when a performance obligation is satisfied in Ind AS 115.

G. INTANGIBLE ASSETS

An intangible asset is recognised only when its cost can be measured reliably and it is probable that the expected future economic benefits that are attributable to it will flow to the Company.

Intangible assets acquired separately are measured on initial recognition at cost. The cost of an intangible asset comprises its purchase price and any directly attributable expenditure on making the asset ready for its intended use and net of any trade discounts and rebates. Following initial recognition, intangible assets are carried at cost less any accumulated amortisation and any accumulated impairment losses.

The useful lives of intangible assets are assessed to be either finite or indefinite. Intangible assets with finite lives are amortised over the useful economic life. The amortisation period and the amortisation method for an intangible asset with a finite useful life are reviewed at least at each financial year-end. Changes in the expected useful life, or the expected pattern of consumption of future economic benefits embodied in the asset, are accounted for by changing the amortisation period or methodology, as appropriate, which are then treated as changes in accounting estimates. The amortisation expense on intangible assets with finite lives is presented as a separate line item in the statement of profit and loss. Amortisation on assets acquired/sold during the year is recognised on a pro-rata basis to the Statement of Profit and Loss from / upto the date of acquisition/sale.

Amortisation is calculated using the straight-line method to write down the cost of intangible assets to their residual values over their estimated useful lives. Intangible assets comprising of software are amortised on a straight-line basis over a period of 6 years, unless it has a shorter useful life.

The Company's intangible assets consist of computer software with definite life. Gains or losses from derecognition of intangible assets are measured as the difference between the net disposal proceeds and the carrying amount of the asset are recognised in the Statement of Profit and Loss when the asset is derecognised.

H. PROVISIONS

Provisions are recognised when the enterprise has a present obligation (legal or constructive) as a result of past events, and it is probable that an outflow of resources embodying economic benefits will be required to settle the obligation, and a reliable estimate can be made of the amount of the obligation.

I. CONTINGENT LIABILITIES

A contingent liability is a possible obligation that arises from past events whose existence will be confirmed by the occurrence or non-occurrence of one or more uncertain future events beyond the control of the Company or a present obligation that is not recognized because it is not probable that an outflow of resources will be required to settle the obligation. A contingent liability also arises in extremely rare cases where there is a liability that cannot be recognized because it cannot be measured reliably. The Company does not recognize a contingent liability but discloses its existence in the financial statements.

J. EARNINGS PER SHARE

The Company reports basic and diluted earnings per share in accordance with Ind AS 33 on Earnings per share. Basic EPS is calculated by dividing the net profit or loss for the year attributable to equity shareholders (after deducting attributable taxes) by the weighted average number of equity shares outstanding during the year.

For the purpose of calculating diluted earnings per share, the net profit or loss for the year attributable to equity shareholders and the weighted average number of shares outstanding during the year are adjusted for the effects of all dilutive potential equity shares. Dilutive potential equity shares are deemed converted as of the beginning of the period, unless they have been issued at a later date. In computing the dilutive earnings per share, only potential equity shares that are dilutive and that either reduces the earnings per share or increases loss per share are included.

6 SIGNIFICANT ACCOUNTING JUDGEMENTS, ESTIMATES AND ASSUMPTIONS

The preparation of financial statements in conformity with the Ind AS requires the management to make judgments, estimates and assumptions that affect the reported amounts of revenues, expenses, assets and liabilities and the accompanying disclosure and the disclosure of contingent liabilities, at the end of the reporting period. Estimates and underlying assumptions are reviewed on an ongoing basis. Revisions to accounting estimates are recognised in the period in which the estimates are revised and future periods are affected. Although these estimates are based on the management's best knowledge of current events and actions, uncertainty about these assumptions and estimates could result in the outcomes requiring a material adjustment to the carrying amounts of assets or liabilities in future periods. In particular, information about significant areas of estimation, uncertainty and critical judgments in applying accounting policies that have the most significant effect on the amounts recognized in the financial statements is included in the following notes:

A. BUSINESS MODEL ASSESSMENT

Classification and measurement of financial assets depends on the results of the SPPI and the business model test. The Company determines the business model at a level that reflects how groups of financial assets are managed together to achieve a particular business objective. This assessment includes judgement reflecting all relevant evidence including how the performance of the assets is evaluated and their performance measured, the risks that affect the performance of the assets and how these are managed and how the managers of the assets are compensated. The Company monitors financial assets measured at amortised cost or fair value through other comprehensive income that are derecognised prior to their maturity to understand the reason for their disposal and whether the reasons are consistent with the objective of the business for which the asset was held. Monitoring is part of the Company's continuous assessment of whether the business model for which the remaining financial assets are held continues to be appropriate and if it is not appropriate whether there has been a change in business model and so a prospective change to the classification of those assets.

B. DEFINED EMPLOYEE BENEFIT ASSETS AND LIABILITIES

The cost of the defined benefit gratuity plan and the present value of the gratuity obligation are determined using actuarial valuations. An actuarial valuation involves making various assumptions that may differ from actual developments in the future. These include the determination of the discount rate; future salary increases and mortality rates. Due to the complexities involved in the valuation and its long-term nature, a defined benefit obligation is highly sensitive to changes in these assumptions. All assumptions are reviewed annually.

C. FAIR VALUE MEASUREMENT

When the fair values of financial assets and financial liabilities recorded in the balance sheet cannot be measured based on quoted prices in active markets, their fair value is measured using various valuation techniques. The inputs to these models are taken from observable markets where possible, but where this is not feasible, a degree of judgment is required in establishing fair values. Judgments include considerations of inputs such as liquidity risk, credit risk and volatility. Changes in assumptions about these factors could affect the reported fair value of financial instruments.

D. IMPAIRMENT OF LOANS PORTFOLIO

The measurement of impairment losses across all categories of financial assets requires judgement, in particular, the estimation of the amount and timing of future cash flows and collateral values when determining impairment losses and the assessment of a significant increase in credit risk. These estimates are driven by a number of factors, changes in which can result in different levels of allowances. It has been the Company's policy to regularly review its models in the context of actual loss experience and adjust when necessary. The impairment loss on loans and advances is disclosed in more detail in Note 9 Overview of ECL principles. In case, higher provisions are to be considered as per the prudential norms of the Reserve Bank of India, they are considered and routed through Impairment Reserves.

E. CONTINGENT LIABILITIES AND PROVISIONS OTHER THAN IMPAIRMENT ON LOAN PORTFOLIO

The Company operates in a regulatory and legal environment that, by nature, has a heightened element of litigation risk inherent to its operations. As a result, it is involved in various litigation, arbitration in the ordinary course of the Company's business. When the Company can reliably measure the outflow of economic benefits in relation to a specific case and considers such outflows to be probable, the Company records a provision against the case. Where the probability of outflow is considered to be remote, or probable, but a reliable estimate cannot be made, a contingent liability is disclosed. Given the subjectivity and uncertainty of determining the probability and amount of losses, the Company takes into account a number of factors including legal advice, the stage of the matter and historical evidence from similar incidents. Significant judgement is required to conclude on these estimates.

F. EFFECTIVE INTEREST RATE (EIR) METHOD

The Company's EIR methodology, recognises interest income /expense using a rate of return that represents the best estimate of a constant rate of return over the expected behavioural life of loans given / taken and recognises the effect of potentially different interest rates at various stages and other characteristics of the product life cycle (including prepayments and penalty interest and charges).

This estimation, by nature, requires an element of judgement regarding the expected behaviour and life-cycle of the instruments and other fee income/expense that are integral parts of the instrument.

G. OTHER ESTIMATES

These include contingent liabilities, useful lives of tangible and intangible assets etc.

ICL FINCORP LIMITED**NOTES TO THE STANDALONE FINANCIAL STATEMENTS FOR THE YEAR ENDED 31-MARCH-2021**

(All amounts are in Indian Rupees unless otherwise stated)

7 Cash and Cash Equivalents

	As at 31-Mar-2021	As at 31-Mar-2020
Cash on hand	3,26,71,934	4,35,42,002
Balance with Banks	7,73,63,591	10,84,17,465
Total ₹	11,00,35,525	15,19,59,467

8 Bank Balances other than above

Bank Deposit with more than 3 months maturity but less than 12 months	50,88,017	-
<i>Earmarked balances with banks:</i>		
For unpaid dividend	1,09,029	1,09,029
Debenture trustee account	49,31,558	29,58,585
Share application money due for refund	-	5,90,000
Total ₹	1,01,28,604	36,57,614



ICL FINCORP LIMITED**NOTES TO THE STANDALONE FINANCIAL STATEMENTS FOR THE YEAR ENDED 31 - MARCH - 2021**

(All amounts are in Indian Rupees unless otherwise stated)

9 Loans

	As at 31-Mar-2021				Total₹
	Amortised Cost	Through Other Comprehensive Income	Through profit or loss	Designated at Fair Value Through profit or loss	
Loans					
(A)					
i) Loans repayable on demand					
Gold Loan	2,77,28,04,106	-	-	-	2,77,28,04,106
Personal Loan	81,96,291	-	-	-	81,96,291
Related Party#	4,58,42,475	-	-	-	4,58,42,475
Other	70,55,390	-	-	-	70,55,390
ii) Term Loans					
Gold Loan	3,19,01,902	-	-	-	3,19,01,902
Hypothecation Loan	21,56,941	-	-	-	21,56,941
Business Loan	3,58,58,212	-	-	-	3,58,58,212
Property Loan	9,70,21,839	-	-	-	9,70,21,839
Personal Loan	1,55,36,126	-	-	-	1,55,36,126
Total (A)- Gross	3,01,63,73,282	-	-	-	3,01,63,73,282
Less: Impairment loss allowance	1,16,12,739	-	-	-	1,16,12,739
Total (A)- Net	3,00,47,60,543	-	-	-	3,00,47,60,543
(B)					
i) Secured by tangible assets	2,93,97,43,000	-	-	-	2,93,97,43,000
ii) Unsecured	7,66,30,282	-	-	-	7,66,30,282
Total (B)- Gross	3,01,63,73,282	-	-	-	3,01,63,73,282
Less: Impairment loss allowance	1,16,12,739	-	-	-	1,16,12,739
Total (B)- Net	3,00,47,60,543	-	-	-	3,00,47,60,543

ICL FINCORP LIMITED**NOTES TO THE STANDALONE FINANCIAL STATEMENTS FOR THE YEAR ENDED 31-MARCH-2021**

(All amounts are in Indian Rupees unless otherwise stated)

9	<u>Loans (Contd)</u>				
	(C)				
	(I) Loans in India				
	i) Public Sector	-	-	-	-
	ii) Others	3,01,63,73,282	-	-	3,01,63,73,282
	Total (C) (I)-Gross	3,01,63,73,282	-	-	3,01,63,73,282
	Less: Impairment loss allowance	1,16,12,739	-	-	1,16,12,739
	Total (C) (I)-Net	3,00,47,60,543	-	-	3,00,47,60,543

#This amount includes ₹68,59,417/- to ICL Chits Limited and ₹3,89,83,057/- to ICL Tours and Travels Private Limited. It represents the amount of expenditure incurred for and on behalf of the specified companies, which are treated as advances and the Company is charging interest @ 13% per annum and the same is disclosed under Note No. 9. This amount is repayable on demand within a period of three years from the date of incurring of expenses as per the Memorandum of Understanding entered into with the companies. During the year the Company has rescheduled the loan to ICL Tours and Travels Private Limited as an unsecured loan carrying interest at the rate of 13.0% per annum repayable in 48 monthly installments over a period of 4 (four) years starting from 1st April, 2020 till 1st March, 2024.

Loans and advances due by directors or other officers of the company or any of them either severally or jointly with any other persons	9,66,15,710	Nil	Nil	9,66,15,710
Amounts due by firms or private companies in which any director is a partner or a director or a member	3,89,83,057	Nil	Nil	3,89,83,057



ICL FINCORP LIMITED**NOTES TO THE STANDALONE FINANCIAL STATEMENTS FOR THE YEAR ENDED 31 -MARCH-2021**

(All amounts are in Indian Rupees unless otherwise stated)

9 Loans (Contd.)

As at 31-Mar-2020

	Amortised Cost	At Fair value			Subtotal	Total₹
		Through Other Comprehensive Income	Through profit or loss	Designated at Fair Value Through profit or loss		
Loans						
(A)						
i) Loans repayable on demand						
Gold Loan	2,28,83,24,657	-	-	-	2,28,83,24,657	
Personal Loan	3,68,49,931	-	-	-	3,68,49,931	
Related Party#	4,88,82,819	-	-	-	4,88,82,819	
Other	70,55,390	-	-	-	70,55,390	
ii) Term Loans						
Gold Loan	2,35,62,234	-	-	-	2,35,62,234	
Hypothecation Loan	34,48,571	-	-	-	34,48,571	
Business Loan	1,72,69,291	-	-	-	1,72,69,291	
Property Loan	6,57,27,056	-	-	-	6,57,27,056	
Personal Loan	96,11,484	-	-	-	96,11,484	
Total (A)- Gross	2,50,07,31,433	-	-	-	2,50,07,31,433	
Less: Impairment loss allowance	61,54,631	-	-	-	61,54,631	
Total (A)- Net	2,49,45,76,802	-	-	-	2,49,45,76,802	
(B)						
i) Secured by tangible assets						
ii) Unsecured	2,39,83,31,810	-	-	-	2,39,83,31,810	
	10,23,99,624	-	-	-	10,23,99,624	
Total (B)- Gross	2,50,07,31,433	-	-	-	2,50,07,31,433.27	
Less: Impairment loss allowance	61,54,631	-	-	-	61,54,631	
Total (B)- Net	2,49,45,76,802	-	-	-	2,49,45,76,802	

ICL FINCORP LIMITED**NOTES TO THE STANDALONE FINANCIAL STATEMENTS FOR THE YEAR ENDED 31 -MARCH-2021**

(All amounts are in Indian Rupees unless otherwise stated)

9 Loans (Contd)

(C)					
(I) Loans in India					
i) Public Sector	-	-	-	-	-
ii) Others	2,50,07,31,433	-	-	-	2,50,07,31,433
Total (C) (I)-Gross	2,50,07,31,433	-	-	-	2,50,07,31,433
Less: Impairment loss allowance	61,54,631	-	-	-	61,54,631
Total (C) (I)-Net	2,49,45,76,802	-	-	-	2,49,45,76,802

#This amount includes ₹1,52,61,767/- to ICL Chits Ltd and ₹3,36,21,052/- to ICL Tours and Travels. It represents the amount of expenditure incurred for and on behalf of the specified companies, which are treated as advances and the Company is charging interest @ 13% per annum and the same is disclosed under Note No. 9. This amount is repayable on demand within a period of three years from the date of incurring of expenses as per the Memorandum of Understanding entered into with the companies.

Loans and advances due by directors or other officers of the company or any of them either severally or jointly with any other persons	6,53,20,927	Nil	Nil	Nil	6,53,20,927
Amounts due by firms or private companies in which any director is a partner or a director or a member	3,36,21,052	Nil	Nil	Nil	3,36,21,052

9 Loans (Contd.)
Summary of ECL provisions

Particulars	FY 2020-2021			Total ₹
	Stage 1	Stage 2	Stage 3	
i) Gold Loan	50,54,963	4,59,161	18,09,543	73,23,667
ii) Hypothecation Loan	213	3,789	2,18,031	2,22,033
iii) Business Loan	-	-	23,78,300	23,78,300
iv) Property Loan	-	-	40,613	40,613
v) Personal Loan	12,159	-	6,50,907	6,63,066
vi) Related Party	1,13,353	1,66,168	-	2,79,521
vii) Other Loan	-	-	7,05,539	7,05,539
Total closing ECL provisions	51,80,688	6,29,118	58,02,933	1,16,12,739
Particulars	FY 2019-20			Total ₹
	Stage 1	Stage 2	Stage 3	
i) Gold Loan	16,10,308	1,98,470	18,94,287	37,03,065
ii) Hypothecation Loan	10,200	74,153	2,46,672	3,31,025
iii) Business Loan	86	19,610	4,225	23,921
iv) Property Loan	-	1,75,183	25,891	2,01,074
v) Personal Loan	1,69,469	9,14,234	5,22,484	16,06,187
vi) Related Party	92,802	1,96,557	-	2,89,359
Total closing ECL provisions	18,82,865	15,78,207	26,93,559	61,54,631

ICL FINCORP LIMITED
NOTES TO THE STANDALONE FINANCIAL STATEMENTS FOR THE YEAR ENDED 31 - MARCH - 2021

(All amounts are in Indian Rupees unless otherwise stated)

**9 Loans (Contd.)
As at 31-Mar-2021**

Asset Classification as per RBI Norms	Asset classification as per Ind AS 109	Gross Carrying Amount as per Ind AS	Loss Allowances (Provisions) as required under Ind AS 109	Net Carrying Amount	Provisions required as per IRACP norms	Difference between Ind AS 109 provisions and IRACP norms
(1)	(2)	(3)	(4)	(5)=(3)-(4)	(6)	(7) = (4)-(6)
Performing Assets						
Standard	Stage 1	2,88,12,56,809	51,80,688	2,87,60,76,120	73,44,249	(21,63,560)
	Stage 2	8,99,21,520	6,29,118	8,92,92,402	2,24,950	4,04,168
Subtotal		2,97,11,78,328	58,09,806	2,96,53,68,522	75,69,198	(17,59,392)
Non-Performing Assets (NPA)						
Substandard	Stage 3	3,74,71,078	44,80,403	3,29,90,675	37,47,110	7,33,293
Doubtful - up to 1 year	Stage 3	66,97,195	11,22,651	55,74,544	13,53,701	(2,31,050)
1 to 3 years	Stage 3	9,56,788	1,92,190	7,64,598	3,16,695	(1,24,505)
More than 3 years	Stage 3	69,892	7,689	62,203	39,936	(32,247)
Subtotal for doubtful		77,23,875	13,22,530	64,01,345	17,10,332	(3,87,802)
Loss	Stage 3	-	-	-	-	-
Subtotal for NPA		4,51,94,954	58,02,933	3,93,92,021	54,57,442	3,45,491
Other items such as guarantees, loan commitments, etc. which are in the scope of Ind AS 109 but not covered under current Income Recognition, Asset Classification and Provisioning (IRACP) norms	Stage 1	-	-	-	-	-
	Stage 2	-	-	-	-	-
	Stage 3	-	-	-	-	-
Subtotal		-	-	-	-	-
Total	Stage 1	2,88,12,56,809	51,80,688	2,87,60,76,120	73,44,249	(21,63,560)
	Stage 2	8,99,21,520	6,29,118	8,92,92,402	2,24,950	4,04,168
	Stage 3	4,51,94,954	58,02,933	3,93,92,021	54,57,442	3,45,491
Total	Total	3,01,63,73,282	1,16,12,739	3,00,47,60,542	1,30,26,640	(14,13,901)

ICL FINCORP LIMITED
NOTES TO THE STANDALONE FINANCIAL STATEMENTS FOR THE YEAR ENDED 31 - MARCH - 2021

(All amounts are in Indian Rupees unless otherwise stated)

9 Loans(Contd)
As at 31-Mar-2020

Asset Classification as per RBI Norms	Asset classification as per Ind AS 109	Gross Carrying Amount as per Ind AS	Loss Allowances (Provisions) as required under Ind AS 109	Net Carrying Amount	Provisions required as per IRACP norms	Difference between Ind AS 109 provisions and IRACP norms
(1)	(2)	(3)	(4)	(5)=(3)-(4)	(6)	(7) = (4)-(6)
Performing Assets						
Standard	Stage 1	2,35,16,99,697	18,82,865	2,34,98,16,832	58,79,252	(39,96,387)
	Stage 2	11,98,72,703	15,78,207	11,82,94,496	2,99,740	12,78,467
	Subtotal	2,47,15,72,400	34,61,072	2,46,81,11,328	61,78,991	(27,17,919)
Non-Performing Assets (NPA)						
Substandard	Stage 3	2,71,23,927	23,83,909	2,47,40,018	27,12,397	(3,28,488)
Doubtful - up to 1 year	Stage 3	19,68,290	3,02,300	16,65,990	3,93,658	(91,358)
1 to 3 years	Stage 3	51,603	5,677	45,926	15,481	(9,804)
More than 3 years	Stage 3	15,214	1,673	13,541	7,607	(5,934)
	Subtotal for doubtful	20,35,106	3,09,650	17,25,456	4,16,746	(1,07,096)
Loss	Stage 3	-	-	-	-	-
	Subtotal for NPA	2,91,59,033	26,93,559	2,64,65,474	31,29,142	(4,35,583)
Other items such as guarantees, loan commitments, etc. which are in the scope of Ind AS 109 but not covered under current Income Recognition, Asset Classification and Provisioning (IRACP) norms	Stage 1	-	-	-	-	-
	Stage 2	-	-	-	-	-
	Stage 3	-	-	-	-	-
	Subtotal	-	-	-	-	-
Total	Stage 1	2,35,16,99,697	18,82,865	2,34,98,16,832	58,79,252	(39,96,387)
	Stage 2	11,98,72,703	15,78,207	11,82,94,496	2,99,740	12,78,467
	Stage 3	2,91,59,033	26,93,559	2,64,65,474	31,29,142	(4,35,583)
	Total	2,50,07,31,433	61,54,631	2,49,45,76,802	93,08,134	(31,53,503)

10 Investments

	At Fair Value				Total ₹
	Amortised Cost	Through Other Comprehensive income	Through Profit or Loss	Designated at fair value through profit or loss	
As at 31-Mar-2021					
Mutual funds	-	-	-	-	-
Government securities	-	-	-	-	-
Other Companies	-	1,21,39,252	-	1,21,39,252	1,21,39,252
Equity instruments	-	-	-	-	-
Subsidiaries	-	-	-	-	-
Salem Erode Investments Ltd (Quoted)	-	-	-	22,67,65,399	22,67,65,399
Others (Quoted)	-	81,10,255	-	81,10,255	81,10,255
Total Gross (A)	-	2,02,49,507	-	2,02,49,507	24,70,14,905
Investment Outside India	-	-	-	-	-
Investment In India	-	-	2,02,49,507	-	24,70,14,905
Total Gross (B)	-	-	2,02,49,507	-	24,70,14,905
Less: Allowance for impairment loss (C)	-	-	-	-	-
Total - Net (D) = (A) - (C)	-	2,02,49,507	-	2,02,49,507	24,70,14,905
As at 31-Mar-2020					
Mutual funds	-	-	-	-	-
Government securities	-	-	-	-	-
Debt Securities	-	-	-	-	-
Equity instruments	-	-	-	-	-
Subsidiaries	-	-	-	-	-
Salem Erode Investments Ltd (Quoted)	-	-	-	22,98,94,199	22,98,94,199
Others (Quoted)	-	34,97,681	-	34,97,681	34,97,681
Total Gross (A)	-	34,97,681	-	34,97,681	23,33,91,880
Investment Outside India	-	-	-	-	-
Investment In India	-	-	34,97,681	-	23,33,91,880
Total Gross (B)	-	-	34,97,681	-	23,33,91,880
Less: Allowance for impairment loss (C)	-	-	-	-	-
Total - Net (D) = (A) - (C)	-	34,97,681	-	34,97,681	23,33,91,880

Details of Investments in Equity Instruments and Mutual Funds

Name of Body Corporate	As at 31-Mar-2021		As at 31-Mar-2020	
	Quantity of Shares	Market value	Quantity of Shares	Market value
Adani Ports & Special Economic Zone Ltd.	250	1,75,600	500	30,500
Aarti Drugs Ltd.	500	3,47,150	-	-
Bajaj Electricals Ltd.	100	97,660	-	-
Bharti Airtel Ltd.	500	2,58,650	-	-
Bharat Electronics Ltd.	1000	1,25,100	-	-
Bharat Petroleum Corporation Ltd.	1000	4,27,950	-	-
Bharat Rasayan Ltd.	20	1,88,312	-	-
Britannia Industries Ltd.	100	3,62,505	-	-
CESC Ltd.	250	1,48,388	-	-
Dilip Buildcon Ltd.	250	1,45,000	-	-
Divi's Laboratories Ltd.	100	3,62,280	-	-
Gold Benchmark Exchange Traded Scheme	2000	76,340	500	72,725
Graphite India Ltd	-	-	1500	190875
Hindustan Petroleum Corporation Ltd.	750	1,75,875	9285	1,66,666
Hindalco Industries Ltd.	500	1,63,425	-	-
ICICI Prudential Life Insurance Company Ltd.	500	2,22,800	-	-
Indian Railway Finance Corporation Ltd.	10000	2,29,000	-	-
Indian Oil Corporation Ltd.	500	45,925	-	-
Jindal Stainless(Hisar) Ltd	500	62,525	-	-
Karur Vysya Bank Ltd.	1000	55,600	-	-
Kings Infra Ventures Ltd	1000	24,800	-	-
LIC Housing Finance Ltd.	750	3,21,150	-	-
Lemon Tree Hotels Ltd	6000	2,22,000	-	-
Manappuram Finance Ltd.	500	74,600	-	-
Mishra Dhatu Nigam Ltd.	200	35,370	-	-
Piramal Enterprises Ltd	-	-	437	4,80,700
Power Grid Corporation of India Ltd.	500	1,07,825	5000	1,10,000
Railtel Corporation of India Ltd.	1000	1,26,800	1000	2,82,950
Reliance Communications Ltd	15000	25,500	1998	39,860
State Bank of India	500	1,82,150	700	6,57,650
SJVN Ltd	-	-	15000	9,750
SKM Egg Products Export(India) Ltd	-	-	1000	20,750
South Indian Bank Ltd.	30000	2,47,500	2230	69,130
Sun TV Network Ltd	-	-	500	1,42,975
Tata Coffee Ltd	-	-	1000	56,150
Tata Steel Ltd	-	-	500	1,34,800
Tourism Finance Corporation of India Ltd.	1000	61,600	14000	79,800
Venky's (India) Ltd	1250	19,44,500	-	-
Vodafone Idea Ltd	27500	2,54,375	-	-
YES Bank Ltd	26000	4,05,600	-	-
Zee Entertainment Enterprises Ltd.	2000	4,06,400	1000	8,44,700
Vodafone Idea Ltd	-	-	27500	85,250
YES Bank Ltd	-	-	1000	22,450
SUB TOTAL		81,10,255		34,97,681
Total Mutual Fund	-	-	-	-
SUB TOTAL		-		-
TOTAL ₹		81,10,255		34,97,681

During the period the company has credited an amount of Rs.58,51,928/- (Previous Year: Rs. -33,78,739/- being difference between the Cost and Market value as on 31st March 2021 to the statement of Profit and Loss as Loss on current investment due to market fluctuations.

	As at 31-Mar-2021	As at 31-Mar-2020
11 Other Financial Asset		
Interest accrued on loan portfolio	14,96,04,399	12,13,52,785
Security deposits	3,72,27,284	3,22,99,572
Balance with Demat account(Kotak Securities)	2,13,161	1,32,649
Other Receivables	27,13,116	35,70,463
Total ₹	18,97,57,960	15,73,55,469
12 Current tax assets		
Advance Income Tax & Tax Deducted at Source	3,31,23,975	1,59,77,816
Total ₹	3,31,23,975	1,59,77,816

ICL FINCORP LIMITED**NOTES TO THE STANDALONE FINANCIAL STATEMENTS FOR THE YEAR ENDED 31-MARCH-2021**

(All amounts are in Indian Rupees unless otherwise stated)

13(A) Property, Plant and Equipment

	Land	Building	Electrical installations & Equipments	Furniture and fixtures	Office Equipments	Motor Vehicles	Computer and accessories	Total ₹
Cost or valuation								
At 1-Apr-2019	1,96,07,370	33,12,220	1,42,58,265	7,80,88,361	1,60,70,534	20,77,340	1,84,66,761	15,18,80,851
Additions	-	-	30,04,390	2,01,53,356	27,36,612	1,45,74,658	40,30,015	4,44,99,030
Disposals	-	-	-	-	-	-	-	-
Write off	-	-	-	-	-	-	-	-
As at 31-Mar-2020	1,96,07,370	33,12,220	1,72,62,654	9,82,41,716	1,88,07,146	1,66,51,998	2,24,96,776	19,63,79,880
Additions	-	-	15,71,720	2,34,13,773	1,30,42,034	-	29,26,237	4,09,53,765
Disposals	-	-	28,100	2,02,030	-	-	1,70,661	4,00,791
Write off	-	-	-	-	-	-	-	-
As at 31-Mar-2021	1,96,07,370	33,12,220	1,88,06,274	12,14,53,460	3,18,49,180	1,66,51,998	2,52,52,352	23,69,32,854
Depreciation								
At 1-Apr-2019	-	3,87,259	65,49,886	3,13,38,796	87,97,434	11,26,618	1,45,03,197	6,27,03,191
Charge for the year	-	1,42,446	24,17,381	1,42,61,921	38,95,524	25,85,298	36,58,169	2,69,60,739
Disposals	-	-	-	-	-	-	-	-
Write off	-	-	-	-	-	-	-	-
As at 31-Mar-2020	-	5,29,705	89,67,267	4,56,00,717	1,26,92,958	37,11,916	1,81,61,366	8,96,63,930
Charge for the period	-	1,35,138	22,63,036	1,45,35,101	43,72,721	40,30,115	30,12,338	2,83,48,449
Disposals	-	-	2,397	17,347	-	-	37,210	56,954
Write off	-	-	-	-	-	-	-	-
As at 31-Mar-2021	-	6,64,843	1,12,27,906	6,01,18,471	1,70,65,679	77,42,031	2,11,36,494	11,79,55,425
Net Block								
At 1-Apr-2019	1,96,07,370	29,24,961	77,08,379	4,67,49,564	72,73,100	9,50,722	39,63,564	8,91,77,660
As at 31-Mar-2020	1,96,07,370	27,82,515	82,95,387	5,26,40,999	61,14,188	1,29,40,082	43,35,410	10,67,15,951
As at 31-Mar-2021	1,96,07,370	26,47,377	75,78,368	6,13,34,988	1,47,83,501	89,09,967	41,15,858	11,89,77,430

ICL FINCORP LIMITED
NOTES TO THE STANDALONE FINANCIAL STATEMENTS FOR THE YEAR ENDED 31-MARCH-2021

(All amounts are in Indian Rupees unless otherwise stated)

13(B) Right-of-Use Asset

	Total ₹
Building	
At 1-Apr-2019	5,70,39,587
Additions	4,14,82,492
Disposals	-
As at 31-Mar-2020	9,85,22,078
Additions	1,20,12,060
Disposals	-
As at 31-Mar-2021	11,05,34,139
Depreciation	
At 1-Apr-2019	2,15,48,951
Charge for the year	2,82,30,875
Disposals	-
As at 31-Mar-2020	4,97,79,826
Charge for the period	2,42,62,038
Disposals	-
As at 31-Mar-2021	7,40,41,864
Net Right-of-use asset	
At 1-Apr-2019	3,54,90,635
As at 31-Mar-2020	4,87,42,252
As at 31-Mar-2021	3,64,92,274

13(B) Lease Liability

Balance at the beginning as on 01-04-2019	3,26,79,621
Additions	3,66,23,052
Finance cost accrued during the year	51,87,945
Deletions	-
Payment of lease liabilities	3,03,26,034
Balance at the end as on 31-3-2020	4,41,64,585
Additions	1,08,52,280
Finance cost accrued during the year	88,83,992
Deletions	5,14,301
Payment of lease liabilities	2,91,75,507
Balance at the end as on 31-3-2021	3,42,11,049
Particulars	As at 31-Mar-2021
Less than one year	1,88,83,615
One to five years	1,53,27,434
More than five years	-
Total ₹	3,42,11,049

ICL FINCORP LIMITED
NOTES TO THE STANDALONE FINANCIAL STATEMENTS FOR THE YEAR ENDED 31-MARCH-2021

(All amounts are in Indian Rupees unless otherwise stated)

14 Other Intangible Assets

Computer Software	
Cost	
At 1-Apr-2019	13,65,000
Additions	20,23,376
Disposals	-
As at 31-Mar-2020	33,88,376
Additions	2,52,521
Disposals	-
As at 31-Mar-2021	36,40,897
Amortization	
At 1-Apr-2019	5,26,784
Charge for the year	4,77,027
Disposals	-
As at 31-Mar-2020	10,03,811
Charge for the period	4,23,210
Disposals	-
As at 31-Mar-2021	14,27,021
Net Block	
At 1-Apr-2019	8,38,216
As at 31-Mar-2020	23,84,565
As at 31-Mar-2021	22,13,876

#Management has not identified any intangible assets of less than six years useful life

ICL FINCORP LIMITED

NOTES TO THE STANDALONE FINANCIAL STATEMENTS FOR THE YEAR ENDED 31-MARCH-2021

(All amounts are in Indian Rupees unless otherwise stated)

15 Other Non-Financial Asset

	As at 31-Mar-2021	As at 31-Mar-2020
Prepaid Expenses	2,39,32,929	3,62,98,975
GST Receivables	1,28,07,255	78,74,578
Other Advances	5,67,18,865	2,84,14,716
Deferred Revenue Expenditure	-	1,96,27,066
Total ₹	9,34,59,049	9,22,15,335

The outstanding balance of Deferred Revenue Expenditure represents advertisement amount spent during earlier years upto 31st March 2015 which is being amortized @ 25% per anum and expenditure related to balance period upto 31st March 2018 is amortised @20%. Accordingly a total amount of ₹1,96,27,066/- (P Y-₹ 1,61,27,991/-)is written off to the Statement of Profit and Loss during the period .

ICL FINCORP LIMITED

NOTES TO THE STANDALONE FINANCIAL STATEMENTS FOR THE YEAR ENDED 31-MARCH-2021

(All amounts are in Indian Rupees unless otherwise stated)

16 Trade payables

	As at 31-Mar-2021	As at 31-Mar-2020
<i>Total outstanding dues of micro enterprises and small enterprises; and</i>	11,06,890	5,22,475
<i>Total outstanding dues of creditors other than micro enterprises and small enterprises.</i>	71,77,541	52,96,329
Total ₹	82,84,430	58,18,804

Disclosure:- Micro, Small and Medium Enterprises

	As at 31-Mar-2021	As at 31-Mar-2020
a) the principal amount and the interest due thereon (to be shown separately) remaining unpaid to any supplier at the end of each accounting year;	Nil	Nil
(b) the amount of interest paid by the buyer in terms of section 16 of the Micro, Small and Medium Enterprises Development Act, 2006, along with the amount of the payment made to the supplier beyond the appointed day during each accounting year;	Nil	Nil
(c) the amount of interest due and payable for the period of delay in making payment (which have been paid but beyond the appointed day during the year) but without adding the interest specified under the Micro, Small and Medium Enterprises Development Act, 2006;	Nil	Nil
(d) the amount of interest accrued and remaining unpaid at the end of each accounting year; and	Nil	Nil
(e) the amount of further interest remaining due and payable even in the succeeding years, until such date when the interest dues above are actually paid to the small enterprise, for the purpose of disallowance of a deductible expenditure under section 23 of the Micro, Small and Medium Enterprises Development Act, 2006.	Nil	Nil

Dues to Micro and Small Enterprises have been determined to the extent such parties have been identified on the basis of information collected by the Management.

ICL FINCORP LIMITED

NOTES TO THE STANDALONE FINANCIAL STATEMENTS FOR THE YEAR ENDED 31-MARCH-2021

(All amounts are in Indian Rupees unless otherwise stated)

17 Debt Securities

	As at 31-Mar-2021	As at 31-Mar-2020
At Amortised Cost		
Privately placed redeemable non-convertible debentures (Secured)	2,17,27,67,000	1,69,71,95,000
Others - Non-convertible Debentures - Public issue(Secured)	-	-
Total (A)	2,17,27,67,000	1,69,71,95,000
Debt securities in India	2,17,27,67,000	1,69,71,95,000
Debt securities outside India	-	-
Total (B)	2,17,27,67,000	1,69,71,95,000

Nature of Security

Secured (first ranking) by a hypothecation of all loan receivables, advances, fixed assets and other unencumbered assets of the Company, both present and future. The immovable properties owned by the Managing Director, Director and shareholders, valued at ₹ 2.80 crores, ₹ 2.02 crores, ₹ 0.50 crores and ₹ 0.70 crores are also hypothecated as security. The Company has executed a separate deed of hypothecation in favour of Trustees for creation of this security.

Debentures are offered for a period of 13 months to 65 months.

17 Debt Securities (contd.)

A/ Non Convertible Debentures (Secured)

Non Convertible Debentures of ₹1,000/- each. Details of rate of interest and maturity pattern as on the date of the balance sheet is as under:

As at 31-Mar-2021

Redeemable at par within	Rate of interest						Total ₹	
	>= 10% < 12%		>= 12% < 14%		>= 14%		Number	Amount
	Number	Amount	Number	Amount	Number	Amount		
Due within 1 year	73,751	7,37,51,000	5,48,011	54,80,11,000	27,135	2,71,35,000	6,48,897	64,88,97,000
Due within 1-2 years	13,867	1,38,67,000	7,01,495	70,14,95,000	23,864	2,38,64,000	7,39,226	73,92,26,000
Due within 2-3 years	-	-	4,84,124	48,41,24,000	-	-	4,84,124	48,41,24,000
Due within 3-4 years	-	-	83,659	8,36,59,000	-	-	83,659	8,36,59,000
Due within 4-5 years	-	-	1,38,576	13,85,76,000	-	-	1,38,576	13,85,76,000
Due within 5-6 years	-	-	78,285	7,82,85,000	-	-	78,285	7,82,85,000
Grand Total ₹	87,618	8,76,18,000	20,34,150	2,03,41,50,000	50,999	5,09,99,000	21,72,767	2,17,27,67,000

As at 31-Mar-2020

Redeemable at par within	Rate of interest						Total ₹	
	>= 10% < 12%		>= 12% < 14%		>= 14%		Number	Amount
	Number	Amount	Number	Amount	Number	Amount		
Due within 1 year	47,671	4,76,71,000	6,55,356	65,53,56,000	7,348	73,48,000	7,10,375	71,03,75,000
Due within 1-2 years	7,009	70,09,000	3,32,254	33,22,54,000	28,504	2,85,04,000	3,67,767	36,77,67,000
Due within 2-3 years	-	-	3,34,933	33,49,33,000	28,881	2,88,81,000	3,63,814	36,38,14,000
Due within 3-4 years	-	-	96,395	9,63,95,000	-	-	96,395	9,63,95,000
Due within 4-5 years	-	-	86,134	8,61,34,000	-	-	86,134	8,61,34,000
Due within 5-6 years	-	-	72,710	7,27,10,000	-	-	72,710	7,27,10,000
Grand Total ₹	54,680	5,46,80,000	15,77,782	1,57,77,82,000	64,733	6,47,33,000	16,97,195	1,69,71,95,000

ICL FINCORP LIMITED
NOTES TO THE STANDALONE FINANCIAL STATEMENTS FOR THE YEAR ENDED 31-MARCH-2021

(All amounts are in Indian Rupees unless otherwise stated)

17 Debt Securities (contd.)
D] Non Convertible Debentures of ₹1,000/- each - series-wise classification
As at 31-Mar-2021

Sl. No.	Date of Allotment	Outstanding	Interest Rate	Tenure(months)
1	15-04-2016	16,60,000	14.87%	62
2	30-04-2016	9,50,000	14.87%	62
3	02-05-2016	1,00,000	14.87%	62
4	15-05-2016	12,00,000	14.87%	62
5	31-05-2016	1,00,000	14.87%	62
6	15-06-2016	2,00,000	14.87%	62
7	30-06-2016	3,00,000	14.87%	62
8	15-07-2016	12,60,000	14.87%	62
9	31-07-2016	5,75,000	14.87%	62
10	31-08-2016	12,00,000	14.87%	62
11	15-09-2016	11,20,000	14.87%	62
12	30-09-2016	6,50,000	14.87%	62
13	15-10-2016	37,20,000	14.87%	62
14	31-10-2016	9,00,000	14.87%	62
15	15-11-2016	23,50,000	14.87%	62
16	30-11-2016	1,00,000	14.87%	62
17	15-12-2016	3,00,000	14.87%	62
18	31-12-2016	18,00,000	14.87%	62
19	15-01-2017	16,00,000	14.87%	62
20	31-01-2017	10,50,000	14.87%	62
21	15-02-2017	31,50,000	14.87%	62
22	28-02-2017	27,80,000	14.87%	62
23	15-03-2017	23,69,000	14.87%	62
24	31-03-2017	35,59,000	14.87%	62
25	15-04-2017	40,10,000	14.87%	62
26	30-04-2017	51,71,000	14.87%	62
27	15-05-2017	29,15,000	14.87%	62
28	31-05-2017	2,70,000	14.87%	62
29	15-06-2017	23,40,000	14.87%	62
30	30-06-2017	19,00,000	14.87%	62
31	15-07-2017	29,07,000	13.66%-14.87%	62-65
32	31-07-2017	30,04,000	13.66%	65
33	16-08-2017	42,50,000	13.66%	65
34	31-08-2017	23,94,000	13.66%	65
35	15-09-2017	18,85,000	13.66%	65
36	30-09-2017	24,60,000	13.66%	65
37	15-10-2017	75,55,000	13.66%	65
38	31-10-2017	75,15,000	13.66%	65

17 Debt Securities (contd.)

DJ Non Convertible Debentures of ₹1,000/- each - series-wise classification

As at 31-Mar-2021

Sl. No.	Date of Allotment	Outstanding	Interest Rate	Tenure(months)
39	15-11-2017	17,25,000	13.66%	65
40	30-11-2017	31,20,000	13.66%	65
41	15-12-2017	35,03,000	13.66%	65
42	31-12-2017	23,75,000	13.66%	65
43	15-01-2018	34,20,000	13.66%	65
44	31-01-2018	27,60,000	13.66%	65
45	15-02-2018	26,00,000	13.66%	65
46	28-02-2018	43,03,000	13.66%	65
47	05-03-2018	2,20,000	13.66%	65
48	12-03-2018	53,60,000	13.66%	65
49	19-03-2018	23,75,000	13.66%	65
50	26-03-2018	13,50,000	13.66%	65
51	03-04-2018	40,50,000	13.66%	65
52	10-04-2018	16,55,000	13.66%	65
53	16-04-2018	14,80,000	13.66%	65
54	23-04-2018	9,50,000	13.66%	65
55	30-04-2018	9,80,000	13.66%	65
56	07-05-2018	15,00,000	13.66%	65
57	14-05-2018	10,00,000	13.66%	65
58	21-05-2018	22,00,000	13.66%	65
59	28-05-2018	16,25,000	13.66%	65
60	04-06-2018	37,42,000	13.66%	65
61	11-06-2018	6,00,000	13.66%	65
62	18-06-2018	41,00,000	13.66%	65
63	25-06-2018	36,50,000	13.66%	65
64	02-07-2018	10,81,000	13.66%	65
65	09-07-2018	4,00,000	13.66%	65
66	16-07-2018	8,25,000	13.66%	65
67	23-07-2018	22,00,000	13.66%	65
68	30-07-2018	22,24,000	13.66%	65
69	06-08-2018	19,95,000	13.66%	65
70	13-08-2018	40,81,000	13.66%	65
71	20-08-2018	31,74,000	13.66%	65
72	03-09-2018	37,25,000	13.66%	65
73	10-09-2018	48,00,000	13.66%	65
74	17-09-2018	9,15,000	13.66%	65
75	24-09-2018	1,50,000	13.66%	65
76	01-10-2018	25,92,000	13.66%	65

17 Debt Securities (contd.)

DJ Non Convertible Debentures of ₹1,000/- each - series-wise classification

As at 31-Mar-2021

Sl. No.	Date of Allotment	Outstanding	Interest Rate	Tenure(months)
77	07-11-2018	50,00,000	13.66%	65
78	07-12-2018	76,60,000	13.66%	65
79	07-01-2019	58,15,000	13.66%	65
80	07-02-2019	2,11,60,000	12.25%-13.66%	36-65
81	07-03-2019	2,55,27,000	12.25%-13.66%	36-65
82	12-04-2019	5,15,59,000	12%-13.66%	24-65
83	07-05-2019	3,84,43,000	12%-13.66%	24-65
84	07-06-2019	4,97,74,000	12%-13.66%	24-65
85	08-07-2019	3,84,38,000	12%-13.66%	24-65
86	07-08-2019	4,36,50,000	12%-13.66%	24-65
87	07-09-2019	5,23,39,000	12%-13.66%	24-65
88	09-10-2019	5,10,41,000	12%-13.66%	24-65
89	07-11-2019	6,57,21,000	12%-13.66%	24-65
90	19-12-2019	11,79,57,000	12%-13.66%	24-65
91	13-01-2020	5,69,10,000	12%-13.66%	24-65
92	18-02-2020	4,97,46,000	12%-13.66%	24-65
93	18-03-2020	9,67,90,000	11.5%-13.66%	13-65
94	17-04-2020	2,80,71,000	11.5%-13.66%	13-65
95	12-05-2020	7,88,30,000	11.5%-13.66%	13-65
96	13-06-2020	4,88,32,000	11.5%-13.66%	13-65
97	30-06-2020	6,31,98,000	11.5%-13.66%	13-65
98	14-07-2020	11,24,23,000	11.5%-13.66%	13-65
99	11-08-2020	5,83,95,000	11.5%-13.66%	13-65
100	27-08-2020	11,44,11,000	11.5%-13.66%	13-65
101	12-09-2020	5,33,25,000	11.5%-13.66%	13-65
102	29-09-2020	4,94,72,000	11.5%-13.66%	13-65
103	13-10-2020	4,83,81,000	11.5%-13.66%	13-65
104	02-11-2020	6,22,00,000	11.5%-13.66%	13-65
105	18-11-2020	5,49,11,000	11.5%-13.66%	13-65
106	05-12-2020	5,10,90,000	11.5%-13.66%	13-65
107	21-12-2020	6,01,69,000	11.5%-13.66%	13-65
108	07-01-2021	4,92,45,000	11.5%-13.66%	13-65
109	27-01-2021	5,21,25,000	11.5%-13.66%	13-65
110	09-02-2021	5,69,17,000	11.5%-13.66%	13-65
111	23-02-2021	5,35,75,000	11.5%-13.66%	13-65
112	09-03-2021	5,05,03,000	11.5%-13.66%	13-65
113	25-03-2021	6,80,50,000	11.5%-13.66%	13-65
114	30-03-2021	1,07,40,000	11.5%-13.66%	13-65
Total ₹		2,17,27,67,000		

17 Debt Securities (contd.)

*DJ Non Convertible Debentures of ₹1,000/- each - series-wise classification
As at 31-Mar-2020*

Sl. No.	Date of Allotment	Outstanding	Interest Rate	Tenure(months)
1	09-06-2015	2,00,000	14.50%	58
2	24-06-2015	5,00,000	14.50%	58
3	15-08-2015	50,000	14.50%	58
4	17-08-2015	1,00,000	14.50%	58
5	30-08-2015	2,00,000	14.50%	58
6	12-09-2015	3,00,000	14.50%	58
7	30-09-2015	10,00,000	14.50%	58
8	15-10-2015	7,50,000	14.50%	58
9	15-11-2015	1,55,000	14.50%	58
10	30-11-2015	2,93,000	14.50%	58
11	15-12-2015	11,00,000	14.50%	58
12	30-01-2016	8,00,000	14.50%	58
13	15-02-2016	13,00,000	14.50%	58
14	15-04-2016	21,60,000	14.5-14.87%	58-60
15	30-04-2016	9,50,000	14.87%	60
16	02-05-2016	1,00,000	14.87%	60
17	15-05-2016	16,00,000	14.87%	60
18	31-05-2016	1,00,000	14.87%	60
19	15-06-2016	2,00,000	14.87%	60
20	30-06-2016	3,00,000	14.87%	60
21	15-07-2016	17,25,000	14.87%	60
22	28-07-2016	1,00,000	14.50%	58
23	31-07-2016	5,75,000	14.87%	60
24	31-08-2016	12,00,000	14.87%	60
25	15-09-2016	13,20,000	14.87%	60
26	30-09-2016	6,50,000	14.87%	60
27	15-10-2016	37,20,000	14.87%	60
28	31-10-2016	9,00,000	14.87%	60
29	15-11-2016	23,50,000	14.87%	60
30	30-11-2016	1,00,000	14.87%	60
31	15-12-2016	3,00,000	14.87%	60
32	31-12-2016	18,00,000	14.87%	60
33	15-01-2017	16,00,000	14.87%	60
34	31-01-2017	10,50,000	14.87%	60
35	15-02-2017	34,54,000	14.87%	60
36	28-02-2017	27,80,000	14.87%	60
37	15-03-2017	23,69,000	14.87%	60-62
38	31-03-2017	36,59,000	14.87%	62

17 Debt Securities (contd.)

DJ Non Convertible Debentures of ₹1,000/- each - series-wise classification

As at 31-Mar-2020

Sl. No.	Date of Allotment	Outstanding	Interest Rate	Tenure(months)
39	15-04-2017	40,10,000	14.87%	62
40	30-04-2017	51,71,000	14.87%	62
41	15-05-2017	70,20,000	14.87%	62
42	31-05-2017	2,70,000	14.87%	62
43	15-06-2017	27,40,000	14.87%	62
44	30-06-2017	23,12,000	14.87%	62
45	15-07-2017	29,07,000	13.66-14.87%	62-65
46	31-07-2017	30,04,000	13.66%	65
47	16-08-2017	44,50,000	13.66%	65
48	31-08-2017	23,94,000	13.66%	65
49	15-09-2017	18,85,000	13.66%	65
50	30-09-2017	24,60,000	13.66%	65
51	15-10-2017	79,45,000	13.66%	65
52	31-10-2017	75,15,000	13.66%	65
53	15-11-2017	17,25,000	13.66%	65
54	30-11-2017	34,10,000	13.66%	65
55	15-12-2017	35,03,000	13.66%	65
56	31-12-2017	23,75,000	13.66%	65
57	15-01-2018	39,20,000	13.66%	65
58	31-01-2018	27,60,000	13.66%	65
59	15-02-2018	26,00,000	13.66%	65
60	28-02-2018	43,03,000	13.66%	65
61	05-03-2018	6,20,000	12.5-13.66%	24-65
62	12-03-2018	53,90,000	12.5-13.66%	24-65
63	19-03-2018	25,75,000	12.5-13.66%	24-65
64	26-03-2018	19,10,000	12-13.66%	24-65
65	03-04-2018	2,05,99,000	12-13.66%	24-65
66	10-04-2018	1,98,13,000	12-13.66%	24-65
67	16-04-2018	1,03,04,000	12-13.66%	24-65
68	23-04-2018	1,95,12,000	12-13.66%	24-65
69	30-04-2018	85,70,000	12-13.66%	24-65
70	07-05-2018	1,57,80,000	12-13.66%	24-65
71	14-05-2018	1,38,25,000	12-13.66%	24-65
72	21-05-2018	1,87,65,000	12-13.66%	24-65
73	28-05-2018	80,75,000	12-13.66%	24-65
74	04-06-2018	94,12,000	12-13.66%	24-65
75	11-06-2018	92,62,000	12-13.66%	24-65
76	18-06-2018	98,80,000	12-13.66%	24-65

17 Debt Securities (contd.)

D] Non Convertible Debentures of ₹1,000/- each - series-wise classification

As at 31-Mar-2020

Sl. No.	Date of Allotment	Outstanding	Interest Rate	Tenure(months)
77	25-06-2018	1,89,27,000	12-13.66%	24-65
78	02-07-2018	2,66,88,000	12-13.66%	24-65
79	09-07-2018	1,19,15,000	12-13.66%	24-65
80	16-07-2018	1,00,39,000	12-13.66%	24-65
81	23-07-2018	1,93,26,000	12-13.66%	24-65
82	30-07-2018	1,22,85,000	12-13.66%	24-65
83	06-08-2018	1,53,39,000	12-13.66%	24-65
84	13-08-2018	1,65,81,000	12-13.66%	24-65
85	20-08-2018	82,59,000	12-13.66%	24-65
86	27-08-2018	35,00,000	12-13%	24-65
87	03-09-2018	1,57,38,000	12-13.66%	24-65
88	10-09-2018	1,55,20,000	12-13.66%	24-65
89	17-09-2018	1,15,40,000	12-13.66%	24-65
90	24-09-2018	63,51,000	12-13.66%	24-65
91	01-10-2018	1,62,30,000	12-13.66%	24-65
92	07-11-2018	4,11,19,000	12-13.66%	24-65
93	07-12-2018	4,99,36,000	12-13.66%	24-65
94	07-01-2019	3,76,88,000	12-13.66%	24-65
95	07-02-2019	4,74,03,000	12-13.66%	24-65
96	07-03-2019	5,64,10,000	11.5-13.66%	13-65
97	12-04-2019	7,94,65,000	11.5-13.66%	13-65
98	07-05-2019	5,46,16,000	11.5-13.66%	13-65
99	07-06-2019	7,23,04,000	11.5-13.66%	13-65
100	08-07-2019	6,09,43,000	11.5-13.66%	13-65
101	07-08-2019	6,50,97,000	11.5-13.66%	13-65
102	07-09-2019	7,97,03,000	11.5-13.66%	13-65
103	09-10-2019	6,60,59,000	11.5-13.66%	13-65
104	07-11-2019	9,61,96,000	11.5-13.66%	13-65
105	19-12-2019	14,38,12,000	11.5-13.66%	13-65
106	13-01-2020	7,16,28,000	11.5-13.66%	13-65
107	18-02-2020	7,49,97,000	11.5-13.66%	13-65
108	18-03-2020	9,79,90,000	11.5-13.66%	13-65
Total ₹		1,69,83,85,000		

ICL FINCORP LIMITED
NOTES TO THE STANDALONE FINANCIAL STATEMENTS FOR THE YEAR ENDED 31-MARCH-2021

(All amounts are in Indian Rupees unless otherwise stated)

18 Borrowings (Other than Debt Securities)

	As at 31-Mar-2021	As at 31-Mar-2020
At Amortised Cost		
Inter Corporate Loans		
Salem Erode Investments Ltd	20,65,00,000	20,65,00,000
Term Loan		
Vehicle Loan- HDFC Bank	3,44,409	6,72,237
Vehicle Loan- Axis Bank	94,00,664	1,08,53,331
Cash Credit	-	-
Loan against deposit	-	-
Loan From Related Parties		
Loan from Directors	13,08,400	31,17,188
Total ₹	21,75,53,473	22,11,42,756
Borrowings in India	21,75,53,473	22,11,42,756
Borrowings outside India	-	-
Total ₹	21,75,53,473	22,11,42,756

AJ Terms and Conditions of borrowings

Name of the financial Institution	Security	Nature of Loan	Interest Rate	Other Terms
HDFC Bank Limited	Vehicle - Maruti Wagon R	Auto Loan	10.70%	Margin -20%
HDFC Bank Limited	Vehicle - Mahindra Xylo	Auto Loan	10.51%	Margin -17%
Axis Bank Limited	Vehicle - BMW	Auto Loan	8.73%	Margin -14%
Salem Erode Investments Ltd	Nil	Inter Corporate Deposit	10.5%	Margin -Nil, Repayable on demand
K.G Anilkumar	Nil	Loan from Directors	Nil	Nil
Umadevi Anilkumar	Nil	Loan from Directors	Nil	Nil

ICL FINCORP LIMITED

NOTES TO THE STANDALONE FINANCIAL STATEMENTS FOR THE YEAR ENDED 31-MARCH-2021

(All amounts are in Indian Rupees unless otherwise stated)

18 Borrowings (Other than Debt Securities)

Term Loan- Vehicle loans (Secured)

Details of rate of interest and maturity pattern as on the date of the balance sheet is as under:

31-Mar-21

Repayable within	Rate of Interest			
	10.51%	10.70%	8.73%	Total₹
Due Within 1 year	2,58,527	16,874	14,10,460	16,85,861
Due Within 1-2 year	69,008	-	15,38,640	16,07,648
Due Within 2-3 year	-	-	16,78,473	16,78,473
Due Within 3-4 year	-	-	18,31,011	18,31,011
Due Within 4-5 year	-	-	19,97,411	19,97,411
Due Within 5-6 year	-	-	9,44,669	9,44,669
Grand Total₹	3,27,535	16,874	94,00,664	97,45,073

31-Mar-20

Repayable within	Rate of Interest			
	10.51%	10.70%	8.73%	Total₹
Due Within 1 year	2,32,640	95,190	12,78,442	16,06,272
Due Within 1-2 year	2,58,527	16,873	13,94,627	16,70,027
Due Within 2-3 year	69,008	-	15,21,370	15,90,378
Due Within 3-4 year	-	-	16,59,631	16,59,631
Due Within 4-5 year	-	-	18,10,457	18,10,457
Due Within 5-6 year	-	-	19,74,989	19,74,989
Due Within 6-7 year	-	-	12,13,815	12,13,815
Grand Total₹	5,60,174	1,12,063	1,08,53,331	1,15,25,568

19 Subordinate Liabilities

	As at 31-Mar-2021	As at 31-Mar-2020
At Amortised Cost		
Subordinated debt from Others	36,01,02,000	40,86,60,000
Preference shares#	1,98,00,000	-
Total ₹	37,99,02,000	40,86,60,000
Borrowings in India	37,99,02,000	40,86,60,000
Borrowings outside India	-	-
Total ₹	37,99,02,000	40,86,60,000

#15% Redeemable Non - Convertible Cumulative Preference Shares of face value of Rs.100/- paid up each.

ICL FINCORP LIMITED
NOTES TO THE STANDALONE FINANCIAL STATEMENTS FOR THE YEAR ENDED 31-MARCH-2021

(All amounts are in Indian Rupees unless otherwise stated)

19 Subordinate Liabilities (contd.)
B] Subordinated Debts from Others(Unsecured)

Subordinated debts have a face value of ₹ 1,000/- each. Details of rate of interest and maturity pattern as on the date of the balance sheet is as under:

As at 31-Mar-2021

Redeemable at par within	Rate of Interest					
	>= 12% < 14%		>=14%		Total₹	
	Number	Amount	Number	Amount	Number	Amount
Due within 1 year	44,828	4,48,28,000	38,584	3,85,84,000	83,412	8,34,12,000
Due within 1- 2 years	21,927	2,19,27,000	13,968	1,39,68,000	35,895	3,58,95,000
Due within 2-3 years	-	-	-	-	-	-
Due within 3-4 years	82,500	8,25,00,000	1,07,260	10,72,60,000	1,89,760	18,97,60,000
Due within 4-5 years	31,080	3,10,80,000	19,955	1,99,55,000	51,035	5,10,35,000
Grand Total₹	1,80,335	18,03,35,000	1,79,767	17,97,67,000	3,60,102	36,01,02,000

As at 31-Mar-2020

Redeemable at par within	Rate of Interest					
	>= 12% < 14%		>=14%		Total₹	
	Number	Amount	Number	Amount	Number	Amount
Due within 1 year	84,534	8,45,34,000	14,859	1,48,59,000	99,393	9,93,93,000
Due within 1- 2 years	45,028	4,50,28,000	38,584	3,85,84,000	83,612	8,36,12,000
Due within 2-3 years	21,927	2,19,27,000	13,968	1,39,68,000	35,895	3,58,95,000
Due within 3-4 years	-	-	-	-	-	-
Due within 4-5 years	82,500	8,25,00,000	1,07,260	10,72,60,000	1,89,760	18,97,60,000
Grand Total₹	2,33,989	23,39,89,000	1,74,671	17,46,71,000	4,08,660	40,86,60,000

20 Other financial liabilities

	As at 31-Mar-2021	As at 31-Mar-2020
Interest accrued on borrowings	23,98,22,307	19,59,31,717
Unclaimed dividend	1,09,029	1,09,029
Unpaid matured debentures and interest accrued thereon;	49,25,006	41,41,464
Unpaid matured Subordinated Debts and interest accrued thereon;	3,78,40,342	-
Earnest Money Deposit	-	13,53,000
Debenture Application money	-	10,00,000
Application money against Subordinate Debts	-	11,00,000
Application money received for allotment of shares to the extent refundable	-	5,90,000
Employee related payables	1,87,24,426	1,60,02,011
Others	22,88,898	15,76,756
Total ₹	30,37,10,008	22,18,03,978

21 Provisions

	As at 31-Mar-2021	As at 31-Mar-2020
Employee Benefits		
- Gratuity	86,37,877	42,92,365
Provisions for taxation	1,05,50,240	51,30,740
Provision for dividend on preference shares	1,80,403	-
Total ₹	1,93,68,520	94,23,105

22 Other non-financial liabilities

	As at 31-Mar-2021	As at 31-Mar-2020
Statutory dues payable	79,62,951	63,87,001
Other liabilities	28,72,896	35,31,613
Total ₹	1,08,35,847	99,18,614

ICL FINCORP LIMITED

NOTES TO THE STANDALONE FINANCIAL STATEMENTS FOR THE YEAR ENDED 31-MARCH-2021

(All amounts are in Indian Rupees unless otherwise stated)

23 Equity Share capital

The reconciliation of equity shares outstanding at the beginning and at the end of the period

	As at 31-Mar-2021	As at 31-Mar-2020
Authorized shares		
10,00,00,000 (31-Mar-2020 : 6,00,00,000) Equity shares of ₹10/- each	1,00,00,00,000	60,00,00,000
20,00,000 (31-Mar-2020 : Nil) Preference shares of ₹100/- each #	20,00,00,000	-
	1,20,00,00,000	60,00,00,000
Issued, subscribed and fully paid-up shares		
4,43,34,952 (31-Mar-2020 : 4,43,34,952) Equity shares of ₹10/- each	44,33,49,520	44,33,49,520
Total₹	44,33,49,520	44,33,49,520

During the year the Company has issued 15% Redeemable Non-Convertible Preference shares of face value ₹ 100 paid up each , which is disclosed in Note no 19 under subordinate liabilities.

a. Terms/rights attached to equity shares

The company has only one class of equity shares having a par value of ₹10 per share. Each holder of equity shares is entitled to one vote per share. In the event of liquidation of the company, the holders of equity shares will be entitled to receive remaining assets of the company, after distribution of all preferential amounts. The distribution will be in proportion to the number of equity shares held by the shareholders.

b. Details of shareholders holding more than 5% shares in the company

	As at 31-Mar-2021		As at 31-Mar-2020	
	Number	% holding in the class	Number	% holding in the class
Shares of ₹10 each fully paid				
K G Anilkumar	1,44,60,320	32.62%	1,28,75,300	29.04%
Umadevi Anilkumar	41,01,799	9.25%	40,99,799	9.25%

(As per records of the Company, including its Register of share holders/members and other declarations received from share holders regarding beneficial interest, the above shareholding represents both legal and beneficial ownerships of shares.)

c. Reconciliation of the shares outstanding at the beginning and at the end of the reporting period

Equity Shares	As at 31-Mar-2021		As at 31-Mar-2020	
	Number	Amount	Number	Amount
At the beginning of the year	4,43,34,952	44,33,49,520	3,59,32,924	35,93,29,240
Issued during the period	-	-	84,02,028	8,40,20,280
Outstanding at the end of the period	4,43,34,952	44,33,49,520	4,43,34,952	44,33,49,520

ICL FINCORP LIMITED

NOTES TO THE STANDALONE FINANCIAL STATEMENTS FOR THE YEAR ENDED 31-MARCH-2021

(All amounts are in Indian Rupees unless otherwise stated)

24 Other Equity

	As at 31-Mar-2021	As at 31-Mar-2020
Statutory Reserves		
Balance as per the last financial statements	50,41,973	36,41,973
Add: Transferred from statement of Profit and loss account	31,00,000	14,00,000
Closing Balance	81,41,973	50,41,973
Impairment Reserves		
Balance as per the last financial statements	45,74,748	37,17,649
Add/Less: Adjustment - Profit and loss account	-	8,57,099
Closing Balance	45,74,748	45,74,748
Securities Premium Reserves		
Balance as per the last financial statements	24,33,76,875	15,93,56,595
Add: Additions during the period	-	8,40,20,280
Closing Balance	24,33,76,875	24,33,76,875
Surplus/(deficit) in the statement of profit and loss		
Balance as per last financial statements	57,91,185	23,16,551
Add: Profit/(loss) during the period	1,42,34,349	57,31,734
Less: Transferred to Statutory Reserve	31,00,000	14,00,000
Provision for dividend on Preference Share	1,80,403	-
Add/Less: Adjustments - Impairment Reserve	-	8,57,099
Net surplus in the statement of profit and loss	1,67,45,131	57,91,185
Other Comprehensive Income		
Balance as per last financial statements	6,01,707	82,652
Add: Additions during the period	(11,46,120)	5,19,055
Net surplus in the statement of profit and loss	(5,44,413)	6,01,707
Total ₹	27,22,94,315	25,93,86,489

Nature and purpose of Reserves

Statutory reserve (Statutory Reserve pursuant to Section 45-IC of The RBI Act, 1934): Section 45IC of Reserve Bank of India Act, 1934 ("RBI Act, 1934") defines that every non banking finance institution which is a Company shall create a reserve fund and transfer therein a sum not less than twenty percent of its net profit every year as disclosed in the statement of profit and loss before any dividend is declared.

The Company has transferred an amount of Rs 31,00,000 (Previous year Rs14,00,000) to Statutory reserve pursuant to Section 45-IC of RBI Act, 1934

Impairment reserve: Where impairment allowance under Ind AS 109 is lower than the provisioning required under IRACP(including standard asset provisioning),the differential amount is transferred to impairment reserve. The balance in the impairment reserves shall not be reckoned for regulatory capital

Securities premium: Securities premium reserve is used to record the premium on issue of shares. The reserve can be utilised only for limited purposes such as issuance of bonus shares in accordance with the provisions of the Companies Act, 2013.

Other comprehensive income: Other items of other comprehensive income consist of remeasurement of net defined benefit liability/asset.

ICL FINCORP LIMITED

NOTES TO THE STANDALONE FINANCIAL STATEMENTS FOR THE YEAR ENDED 31-MARCH-2021

(All amounts are in Indian Rupees unless otherwise stated)

25 Revenue from operations

I) Interest Income

On Financial Assets measured at Amortised cost

	For the year ended 31-Mar- 2021	For the year ended 31-Mar- 2020
Interest on Loans	73,78,73,328	56,42,97,586
Interest on Fixed deposit	32,74,640	11,26,618
Total ₹	74,11,47,968	56,54,24,204

II) Revenue from other Financial Services

	For the year ended 31-Mar- 2021	For the year ended 31-Mar- 2020
Income From Money Transfer	16,242	92,732
Fees and Service Charges Received	46,21,770	5,91,377
Total ₹	46,38,012	6,84,108

26 Other income

	For the year ended 31-Mar- 2021	For the year ended 31-Mar- 2020
Miscellaneous income	39,75,251	1,38,076
Interest On Rent Deposit	28,54,614	33,33,099
Dividend on Investments	42,259	1,43,001
Net Gain/(Loss) on sale of investments	14,01,341	4,93,677
Gain on current investment due to market fluctuation	58,51,928	-
Total ₹	1,41,25,392	41,07,853

27 Finance costs

	For the year ended 31-Mar- 2021	For the year ended 31-Mar- 2020
On Financial Assets measured at Amortised cost:		
Interest on Debentures	24,70,08,454	20,07,04,988
Interest on Subordinated Debts	6,41,15,089	4,81,86,114
Interest on Bank Borrowings	-	16,47,718
Interest on Intercorporate Loan	2,15,04,287	24,94,973
Interest on Lease Liability	88,57,612	51,87,945
Interest On Vehicle Loan	9,48,436	4,83,430
Other Interest expense:		
Interest on short fall in payment of advance Income Tax	-	5,87,502
Interest on others	42,310	-
Total ₹	34,24,76,188	25,92,92,671

28 Impairment of Financial Instruments

	For the year ended 31-Mar- 2021	For the year ended 31-Mar- 2020
On financial liabilities measured at amortised cost:		
Loans Assets	54,58,108	(44,41,143)
Total ₹	54,58,108	(44,41,143)

29 Employee benefits expense

	For the year ended 31-Mar- 2021	For the year ended 31-Mar- 2020
Salaries & Wages	16,39,65,214	13,75,54,017
Contribution to provident and other fund	1,38,12,066	1,23,94,024
Staff Welfare Expenses	8,96,660	4,22,514
Total ₹	17,86,73,940	15,03,70,555

30 Depreciation and amortization expense

	For the year ended 31-Mar- 2021	For the year ended 31-Mar- 2020
Depreciation of tangible assets	2,82,91,495	2,70,74,645
Depreciation of right-of- use asset	2,42,62,038	2,82,30,875
Amortization of intangible assets	4,23,210	3,63,121
Total ₹	5,29,76,743	5,56,68,641

31 Other expenses

	For the year ended 31-Mar- 2021	For the year ended 31-Mar- 2020
Advertising and sales promotion	3,97,77,781	2,29,20,232
Bank charges	17,55,590	15,79,759
Bad Debt	2,26,45,544	2,10,256
Deferred Revenue Expenditure Written Off	1,96,27,066	1,61,27,991
Director's sitting fees	1,19,900	5,45,000
Donation	6,13,357	20,25,190
Insurance	18,99,548	12,58,824
Miscellaneous expenses	-	50,962
Office Expenses	67,04,654	48,53,817
Payment to auditor (Refer details below)	8,74,000	8,50,000
Postage and Telephone	52,74,161	61,46,575
Printing and stationery	24,33,207	18,05,541
Professional Charges	1,39,68,925	1,13,82,164
Rent	1,00,97,915	38,17,550
Repairs and maintenance	87,06,266	54,82,811
Security charges	97,14,780	80,46,447
Tax and fee	69,20,700	29,17,902
Travelling and boarding	10,28,199	20,07,328
Water & Electricity	50,41,320	56,41,043
Loss on current investment due to market fluctuation	-	33,78,739
Total ₹	15,72,02,914	10,10,48,129

	For the year ended 31-Mar- 2021	For the year ended 31-Mar- 2020
Payment to the auditor: (excluding tax)		
as auditor	6,00,000	5,50,000
for taxation matters	2,65,000	3,00,000
for company law matters	-	-
for management services	-	-
for other services	9,000	-
for reimbursement of expenses	-	-
Total ₹	8,74,000	8,50,000

ICL FINCORP LIMITED**NOTES TO THE STANDALONE FINANCIAL STATEMENTS FOR THE YEAR ENDED 31 MARCH-2021**

(All amounts are in Indian Rupees unless otherwise stated)

32 Income Tax

The components of income tax expense for the year ended 31 March 2021 and year ended 31 March 2020 are:

	For the year ended 31-Mar-2021	For the year ended 31-Mar-2020
Current tax	1,05,50,240	51,30,740
Adjustment in respect of current income tax of prior years	(1,70,640)	(2,47,410)
Deferred tax relating to origination and reversal of temporary differences	(14,90,469)	(23,37,751)
Total tax charge	88,89,131	25,45,579
Current tax	1,03,79,600	48,83,330
Deferred tax	(14,90,469)	(23,37,751)

Reconciliation of Income tax expense:

	For the year ended 31-Mar-2021	For the year ended 31-Mar-2020
Accounting profit before tax as per Ind AS	2,31,23,480	82,77,312
Add/(Less) : Ind AS Adjustments on PBT	-	-
Accounting profit before tax for IT Computation	2,31,23,480	82,77,312
Allowances / Disallowances and other adjustments (Net)	1,94,16,681	1,22,43,370
Adjusted profit / (Loss) before tax for Income Tax	4,25,40,161	2,05,20,682
<u>Current Tax as per Books</u>		
Tax at Normal Rate (Effective rate of 25.17%, March 2020: 25.17%)	1,02,15,390	50,58,085
Tax at Special Rate (Short Term Capital Gain Effective rate of 17.16%, March 2020: 17.16%, Long Term Capital Gain Effective rate of 22.56%, March 2020: 22.56%)	3,34,853	72,655
Adjustment of prior year tax / MAT Credit	(1,70,640)	(2,47,410)
Total Tax as given in Books	1,03,79,600	48,83,330
All India Statutory income tax rate of 25.17%, March 2020: 25.17%)	1,05,50,240	51,30,740

Deferred Tax

The following table shows deferred tax recorded in the balance sheet and changes recorded in the Income tax expense:

	Deferred Tax Assets	Deferred Tax Liabilities	Income Statement	OCI	Others
	31-Mar-21	31-Mar-21	2020-21	2020-21	2020-21
Depreciation	88,35,006	-	24,07,796	-	-
Impairment allowance for financial assets	-	23,66,987	(20,00,243)	-	-
Remeasurement gain/ (loss) on defined benefit plan	4,45,378	-	-	6,23,500	-
Provisions	21,73,981	-	10,93,679	-	-
Financial assets measured at amortised cost	-	-	-	-	-
Other temporary differences	75,504	-	(10,763)	-	-
Total₹	1,15,29,869	23,66,987	14,90,469	6,23,500	-
Net Deferred tax liabilities as at 31 March, 2021	91,62,882	-			

	Deferred Tax Assets	Deferred Tax Liabilities	Income Statement	OCI	Others
	31-Mar-20	31-Mar-20	2019-2020	2019-2020	2019-2020
Depreciation	64,27,210	-	6,85,109	-	-
Impairment allowance for financial assets	-	3,66,744	12,74,170	-	-
Remeasurement gain/ (loss) on defined benefit plan	-	1,78,122	-	(1,66,030)	-
Provisions	10,80,302	-	3,91,690	-	-
Financial assets measured at amortised cost	-	-	(49,138)	-	-
Other temporary differences	86,267	-	35,920	-	-
Total₹	75,93,779	5,44,866	23,37,751	(1,66,030)	-
Net Deferred tax liabilities as at 31 March, 2020	70,48,913				

ICL FINCORP LIMITED

NOTES TO THE STANDALONE FINANCIAL STATEMENTS FOR THE YEAR ENDED 31-MARCH-2021 (All amounts are in Indian Rupees unless otherwise stated)

33 Earnings per equity share

The following reflects the profit and share data used in the basic and diluted EPS computations:

	For the year ended 31-Mar-2021	For the year ended 31-Mar- 2020
Profit/(loss) after tax	1,42,34,349	57,31,734
Less : Dividends on convertible preference shares & tax thereon	-	-
Net profit/(loss) for calculation of basic EPS	1,42,34,349	57,31,734
Net profit as above	1,42,34,349	57,31,734
Add : dividends on convertible preference shares & tax thereon	-	-
Add : interest on bonds convertible into equity shares (net of tax)	-	-
Net profit/(loss) for calculation of diluted EPS (A)	1,42,34,349	57,31,734
Weighted average number of equity shares in calculating basic EPS (B)	4,43,34,952	3,84,49,965
Effect of dilution:		
Convertible preference shares	-	-
Weighted average number of equity shares in calculating diluted EPS (C)	4,43,34,952	3,84,49,965
Earnings Per Share (A/B) (Basic)	0.32	0.15
Earnings Per Share (A/C) (Diluted)	0.32	0.15
Par value per share	10.00	10.00

ICL FINCORP LIMITED

NOTES TO THE STANDALONE FINANCIAL STATEMENTS FOR THE YEAR ENDED 31-MARCH-2021

(All amounts are in Indian Rupees unless otherwise stated)

34 Retirement Benefit Plan

Defined Contribution Plan

The Company makes Provident Fund and Employee State Insurance Scheme contributions which are defined contribution plans, for qualifying employees. Under the Schemes, the Company is required to contribute a specified percentage of the payroll costs to fund the benefits. The Company recognized ₹101,76,578/- (Previous Year: ₹86,76,508/-) for Provident Fund contributions and ₹36,35,488/- (Previous Year: ₹37,17,516/-) for Employee State Insurance Scheme contributions in the Statement of Profit and Loss. The contributions payable to these plans by the Company are at rates specified in the rules of the Schemes.

Defined Benefit Plan

The Company has a defined benefit gratuity plan. Every employee who has completed five years or more of service gets a gratuity on departure at 15 days salary (last drawn salary) for each completed year of service.

i) Gratuity

<i>Actuarial assumptions</i>	<i>As at 31-March-2021</i>
Mortality table	IALM 2012-14 Ult
Normal retirement Age (years)	65 Years
Employee Turnover	21% p.a upto age 50 thereafter 3%
Discount rate	6.0%
Basic salary increases allowing for Price inflation	5%
Formula used	Projected unit credit Method with control period of one year

Changes in fair value of plan assets

Not applicable as scheme is unfunded

Funded status

Not applicable as scheme is unfunded

Table 1

<i>Reconciliation of PBO</i>	<i>As at 31-March-2021</i>
Projected Benefit Obligation at Beginning of Year	42,92,365
Current Service Cost	21,57,597
Interest Cost	4,67,622
Contributions by plan participants	-
Actuarial (Gain)/Loss due to change in assumptions and experience deviation	17,69,620
Foreign currency exchange rate changes on plans measured in a currency different from the enterprise's reporting currency	-
Benefits Paid	(49,327)
Past service cost	-
Amalgamations	-
Curtailments	-
Settlements	-
Projected Benefit Obligation at End of Year	86,37,877

34 Retirement Benefit Plan(Contd)

Table 2

Plan Asset at Fair Value	As at 31-March-2021
Plan Asset at beginning of year	-
Foreign currency exchange rate changes on plans measured in a currency different from the enterprise's reporting currency	-
Expected Return on Plan Asset	-
Employer Contribution	49,327
Employee Contribution	-
Benefit Payments	(49,327)
Asset Gain / (Loss)	-
Amalgamations	-
Settlements	-
Ending Asset	-
Total actuarial gain/(loss) to be recognised in Other Compr. Income	(17,69,620)

Table 3

Amount to be Recognised in Balancesheet:	As at 31-March-2021
Projected Benefit Obligation at End or year	86,37,877
Ending Asset	-
Funded Status asset / (liability)	(86,37,877)
Unrecognised past service cost - non vested benefits (-)	-
Liability(-)/Asset(+) recognised in Balance Sheet	(86,37,877)

Table 4

Statement of Profit/Loss	As at 31-March-2021
Current service cost	21,57,597
Interest cost	4,67,622
Expected return of plan asset	-
Curtailement cost	-
Net actuarial (gain)/loss to be recognised in year	-
Past Service Cost Recognised	-
Effect of Curtailments	-
Income (-)/Expense(+) recognised in the statement of P&L	26,25,219
Current Liability	11,37,812
Non-Current Liability	75,00,065

34 Retirement Benefit Plan(Contd)

Table 5

Further Reconciliation	As at 31-March-2021
Expenses As above	26,25,219
Less ERContrib/Direct ben paid	(49,327)
Less included in OCI	17,69,620
Balance to be recognised in P&L	43,45,512
Increase in Funded Status	(43,45,512)
Actuaial gain/(loss) due to assumption changes	(5,80,714)
Experience adjustments[Gain/(Loss)]:Liability	(11,88,906)
Total Actl gain/(loss) : liability	(17,69,620)
Asset gain / (loss)	-
Total gain / (loss)	(17,69,620)

Table 6

Amounts recognised in Other Comprehensive Income	As at 31-March-2021
Actuaial gain / (loss) due to assumption changes	(5,80,714)
Experience adjustments[Gain/(Loss)]:Liability	(11,88,906)
Total Actl gain/(loss) on liability side	(17,69,620)
Asset gain / (loss)	-
Total to be recognised in OCI for the year	(17,69,620)
Total b/f balance [gains/(loss)]	-
Total recognised in OCI at EoY	(17,69,620)

Table 7

Sensitivity Analysis (Proj.Ben. Obligations)	As at 31-March-2021
Current year basis	86,37,887
Last years basis	80,57,163
Discount rate increased by 0.25%	85,15,568
Discount rate decreased by 0.25%	87,63,506
Salary Escalation rate increased by2%	93,89,773
Salary Escalation rate decreased by2%	79,29,686
Employee Turnover rate increased by2%	83,68,585
Employee Turnover rate decreased by2%	88,93,776

Table 8

Categories of Plan Assets	As at 31-March-2021
Government of India Securities	0%
High quality corporate bonds	0%
Equity shares of listed companies	0%
Property	0%
Funds managed by Insurer	0%

34 Retirement Benefit Plan(Contd)

Table 9

Details of experience adjustment on plan assets and liabilities	As at 31-March-2021
F Y 2022	11,37,812
F Y 2023	9,24,476
F Y 2024	9,82,806
F Y 2025	9,81,724
F Y 2026	9,50,406
F Y 2027-2031	44,37,110

(All amounts are in Indian Rupees unless otherwise stated)

35 Maturity Analysis Of Assets And Liabilities

The table below shows an analysis of assets and liabilities analysed according to when they are expected to be recovered or settled. With regard to loans and advances to customers, the Company uses the same basis of expected repayment behaviour as used for estimating the EIR.

	As at 31-Mar-2021				As at 31-Mar-2020			
	Within 12 Months	After 12 Months	Total₹	Within 12 Months	After 12 Months	Total₹	Total₹	
Assets								
Financial Assets								
Cash and Cash Equivalents	11,00,35,525	-	11,00,35,525	15,19,59,467	-	15,19,59,467		
Bank Balances other than above	1,01,28,604	-	1,01,28,604	36,57,614	-	36,57,614		
Loans	2,86,25,63,110	14,21,97,433	3,00,47,60,543	2,39,37,86,657	10,07,90,145	2,49,45,76,802		
Investments	2,02,49,507	22,67,65,399	24,70,14,905	34,97,681	22,98,94,199	23,33,91,880		
Other Financial Asset	17,58,84,846	1,38,73,114	18,97,57,960	13,94,84,412	1,78,71,057	15,73,55,469		
Total (A)	3,17,88,61,592	38,28,35,945	3,56,16,97,537	2,69,23,85,831	34,85,55,401	3,04,09,41,233		
Non-Financial Assets								
Current tax assets (net)	3,31,23,975	-	3,31,23,975	1,59,77,816	-	1,59,77,816		
Deferred tax assets (net)	-	91,62,882	91,62,882	-	70,48,913	70,48,913		
Property, Plant and Equipment	-	11,89,77,430	11,89,77,430	-	10,67,15,951	10,67,15,951		
Capital work in progress	-	71,49,140	71,49,140	-	68,36,786	68,36,786		
Right-of-Use Asset	2,72,56,751	92,35,523	3,64,92,274	20,55,566	4,66,86,686	4,87,42,252		
Other Intangible assets	-	22,13,876	22,13,876	-	23,84,565	23,84,565		
Other Non-Financial Asset	4,34,27,563	5,00,31,486	9,34,59,049	6,62,16,260	2,59,99,075	9,22,15,335		
Total (B)	10,38,08,290	19,67,70,336	30,05,78,626	8,42,49,642	19,56,71,975	27,99,21,617		
Total Assets (A+B)	3,28,26,69,881	57,96,06,282	3,86,22,76,163	2,77,66,35,473	54,42,27,376	3,32,08,62,850		

**Liabilities and Equity
Financial Liabilities**

Trade payables

(A) total outstanding dues of micro enterprises and small enterprises;	11,06,890	-	11,06,890	5,22,475	-	5,22,475
--	-----------	---	-----------	----------	---	----------

(B) total outstanding dues of creditors other than micro enterprises and small enterprises.

Debt Securities	64,88,97,000	1,52,38,70,000	2,17,27,67,000	71,03,75,000	98,68,20,000	1,69,71,95,000
Borrowings	20,94,94,262	80,59,212	21,75,53,473	21,12,23,460	99,19,296	22,11,42,756
Subordinate Liabilities	8,34,12,000	29,64,90,000	37,99,02,000	9,93,93,000	30,92,67,000	40,86,60,000
Lease Liability	1,88,83,615	1,53,27,435	3,42,11,049	37,21,313	4,04,43,272	4,41,64,585
Other financial liabilities	14,39,62,278	15,97,47,730	30,37,10,008	10,46,80,612	11,71,23,366	22,18,03,978

Total (C) 1,11,29,33,585 2,00,34,94,376 3,11,64,27,961 1,13,52,12,188 1,46,35,72,934 2,59,87,85,122

Non-Financial Liabilities

Provisions	1,07,30,643	86,37,877	1,93,68,520	51,30,740	42,92,365	94,23,105
Other non-financial liabilities	1,08,35,847	-	1,08,35,847	99,18,614	-	99,18,614
Total (D)	2,15,66,490	86,37,877	3,02,04,367	1,50,49,354	42,92,365	1,93,41,719
Total Liabilities (C+D)	1,13,45,00,075	2,01,21,32,253	3,14,66,32,328	1,15,02,61,542	1,46,78,65,299	2,61,81,26,841

Net 2,14,81,69,806 (1,43,25,25,971) 71,56,43,835 1,62,63,73,931 (92,36,37,923) 70,27,36,008

36 Change In Liabilities Arising From Financing Activities

Particulars	As at 31-Mar-2020	Cash Flows	Other	As at 31-Mar-2021
Debt Securities	1,69,71,95,000	47,55,72,000	-	2,17,27,67,000
Borrowings	22,11,42,756	(35,89,283)	-	21,75,53,473
Subordinate Liabilities	40,86,60,000	(2,87,58,000)	-	37,99,02,000
Total₹	2,32,69,97,756	44,32,24,717	-	2,77,02,22,473

ICL FINCORP LIMITED

NOTES TO THE STANDALONE FINANCIAL STATEMENTS FOR THE YEAR ENDED 31-MARCH-2021

(All amounts are in Indian Rupees unless otherwise stated)

37 Related party transactions

Names of related parties

Relationship	Name of the party
Key Management Personnel	Mr. Anilkumar K G (Managing Director)
	Ms. Umadevi Anilkumar (Whole Time Director)
	Ms. Karthika Pottekkatt Surendranath (CS) (Resigned on 28/11/2020)
	Mr. Prasanjith Kumar (CS) (Appointed on 09.12.2020)
	Mr. Subramanian R (CFO)
	Mr. Sajish Gopalan (Independent Director)
	Mr. Nadarajan (Independent Director)
	Mr. Sudhakaran Polassery (Director) (Resigned on 07/03/2020)
	Mr. Saseendran Veliyath (Independent Director) (Resigned on 17/02/2020)
	Mr. Shinto Stanley (Independent Director)
	Mr. Wilson K K (Director)
	Mr. Sreejith Surendran Pillai (Non-Executive Director (Additional)) (Appointed as on 28/11/2020)
Subsidiary/Associates / Enterprises owned or significantly influenced by key management personnel or their relatives	Salem Erode Investments Limited
	ICL Tours And Travels Private Limited
	ICL Chits Limited
	ICL Nidhi Limited
	ICL Medilab Private Limited
	Snow View Tex Collections Private Ltd
	Kichappu Entertainments
	Amaljith A Menon (Son of K G Anilkumar and Umadevi Anilkumar)
Pankajakshy (Mother of Umadevi Anilkumar)	

Particulars	Key Management Personnel/Directors	
	31-Mar-21	31-Mar-20
Balance outstanding at the period end:		
<u>Loan from Directors</u>		
K G Anilkumar		
<i>Balance outstanding at the beginning</i>	24,07,209	2,46,63,794
<i>Amount Accepted</i>	7,65,63,962	1,20,69,760
<i>Amount Repaid</i>	7,76,96,232	3,43,26,345
<i>Balance outstanding at the period end</i>	12,74,939	24,07,209
Umadevi Anilkumar		
<i>Balance outstanding at the beginning</i>	7,09,979	4,48,290
<i>Amount Accepted</i>	3,54,203	6,63,349
<i>Amount Repaid</i>	10,30,720	4,01,660
<i>Balance outstanding at the period end</i>	33,462	7,09,979
<u>Property Loan including Interest receivable from Directors</u>	9,68,16,994	6,85,48,973
K G Anilkumar		
<i>Balance outstanding at the beginning</i>	6,85,48,973	6,74,68,904
<i>Amount Advanced</i>	3,46,00,000	-
<i>Interest Accrued</i>	1,22,94,512	98,39,239
<i>Amount Repaid</i>	1,86,26,491	87,59,170
<i>Balance outstanding at the period end</i>	9,68,16,994	6,85,48,973

ICL FINCORP LIMITED
NOTES TO THE STANDALONE FINANCIAL STATEMENTS FOR THE YEAR ENDED 31-MARCH-2021

(All amounts are in Indian Rupees unless otherwise stated)

37 Related party transactions (contd.)

Particulars	Key Management Personnel/Directors	
	31-Mar-21	31-Mar-20
<u>Debt Outstanding</u>	2,66,000	8,90,000
K G Anilkumar	1,10,000	-
Umadevi Anilkumar	1,56,000	8,90,000
<u>Debt Accepted</u>	43,08,26,000	30,96,64,000
K G Anilkumar	43,08,26,000	30,96,64,000
<u>Subordinate Debt Outstanding</u>	1,83,15,000	4,50,69,000
K G Anilkumar	1,53,40,000	3,62,15,000
Umadevi Anilkumar	29,75,000	88,54,000
<u>Subordinate Debt Accepted</u>	-	1,85,50,000
K G Anilkumar	-	-
Umadevi Anilkumar	-	1,85,50,000
<u>Subscription to Equity Shares including premium</u>	-	4,02,85,000
K G Anilkumar	-	3,52,85,000
Umadevi Anilkumar	-	50,00,000
<u>Interest payable on Subordinate Debt</u>	51,70,149	1,30,88,562
K G Anilkumar	41,19,991	92,80,021
Umadevi Anilkumar	10,50,158	38,08,541
<u>Interest payable on Debenture</u>	8,062	54,854
K G Anilkumar	936	-
Umadevi Anilkumar	7,126	54,854
<u>Rent Payable</u>	37,000	17,860
Umadevi Anilkumar	37,000	17,860
Income recorded in the books:	1,22,94,512	98,39,239
K G Anilkumar	1,22,94,512	98,39,239
Umadevi Anilkumar	-	-
Expenses recorded in the books:		
<u>Remuneration to Directors</u>	1,40,00,000	57,61,251
K G Anilkumar	95,00,000	36,00,000
Umadevi Anilkumar	45,00,000	18,00,000
Raghu Mohan N	-	3,61,251
<u>Remuneration to others</u>	15,54,662	17,30,451
Prasanjit Kuamr Baul (CS)	3,98,214	-
Karthika P S (CS)	3,43,452	2,39,033
Nandhini Vijayaragavan (CS)	-	5,61,418
Subramanian R (CFO)	8,12,996	9,30,000

ICL FINCORP LIMITED
NOTES TO THE STANDALONE FINANCIAL STATEMENTS FOR THE YEAR ENDED 31-MARCH-2021

(All amounts are in Indian Rupees unless otherwise stated)

37 Related party transactions (contd.)

Particulars	Key Management Personnel/Directors	
	31-Mar-21	31-Mar-20
<u>Interest on Debenture</u>	73,495	2,48,888
K G Anilkumar	4,055	96,000
Umadevi Anilkumar	69,440	1,52,888
<u>Interest on Subordinate Debt</u>	78,03,158	55,62,785
K G Anilkumar	63,84,898	40,69,921
Umadevi Anilkumar	14,18,260	14,92,864
<u>Sitting Fees paid to Directors (Excluding GST)</u>	1,10,000	5,00,000
Sajish Gopalan	20,000	1,00,000
Nadarajan	10,000	90,000
Ramasamy Subramanian	-	20,000
Wilson K K	35,000	1,10,000
Sudhakaran Polassery	-	40,000
Saseendaran V	-	1,00,000
Shinto Stanly	35,000	40,000
Sreejith Surendran Pillai	10,000	-
<u>Rent</u>	5,10,000	2,38,140
Umadevi Anilkumar	5,10,000	2,38,140

Particulars	Subsidiary/Associates / Enterprises owned or significantly influenced by key management personnel or their relatives	
	31-Mar-21	31-Mar-20
<u>Advances with Interest receivables from Sister Concerns</u>	5,07,79,501	6,58,03,956
ICL Chits Limited		
Balance outstanding at the beginning	1,99,22,887	2,17,06,451
Amount Advanced	-	-
Interest accrued	27,49,993	29,16,436
Amount Repaid	1,25,00,000	47,00,000
Balance outstanding with Interest Receivable at the period end	1,01,72,880	1,99,22,887
ICL Tours & Travels Private Limited		
Balance outstanding at the beginning	4,58,81,068	7,20,28,778
Amount Advanced	-	-
Interest accrued	58,41,216	94,52,290
Amount Repaid	1,11,15,664	3,56,00,000
Balance outstanding with Interest Receivable at the period end	4,06,06,620	4,58,81,068

37 Related party transactions (contd.)

Particulars	Subsidiary/Associates / Enterprises owned or significantly influenced by key management personnel or their relatives	
	31-Mar-21	31-Mar-20
<u>Advances with Interest payable to Subsidiary</u>		
Salem Erode Investments Limited		
<i>Balance outstanding at the beginning</i>	20,87,45,476	-
<i>Amount Accepted</i>	-	20,65,00,000
<i>Interest accrued</i>	2,15,04,287	24,94,973
<i>Amount Repaid</i>	2,31,18,003	2,49,497
<i>Balance outstanding with Interest Payable at the period end</i>	20,71,31,760	20,87,45,476
Income recorded in the books:	85,91,210	1,23,68,726
ICL Chits Limited	27,49,993	29,16,436
ICL Tours & Travels Private Limited	58,41,217	94,52,290
Expense recorded in the books:	2,15,04,287	24,94,973
Salem Erode Investments Limited	2,15,04,287	24,94,973

Particulars	Relatives of key management personnel/directors	
	31-Mar-21	31-Mar-20
<u>Debenture Outstanding</u>	1,00,000	3,00,000
Amaljith A Menon	-	3,00,000
Pankajakshy	1,00,000	-
<u>Debenture Accepted</u>	48,61,62,000	33,73,03,000
Pankajakshy	48,61,62,000	33,73,03,000
<u>Subordinate Debt Outstanding</u>	2,20,000	6,20,000
Amaljith A Menon	2,20,000	6,20,000
<u>Subordinate Debt Accepted</u>	5,00,000	6,20,000
Pankajakshy	5,00,000	6,20,000
<u>Subscription to Equity Shares including premium</u>	-	10,00,000
Amaljith A Menon	-	10,00,000
<u>Interest payable on Subordinate Debt</u>	88,739	66,069
Amaljith A Menon	88,739	66,069
<u>Interest payable on Debenture</u>	685	64,795
Amaljith A Menon	-	64,795
Pankajakshy	685	-
<u>Interest on Debenture</u>	21,899	46,851
Amaljith A Menon	15,015	46,851
Pankajakshy	6,884	-
<u>Interest on Subordinate Debt</u>	65,731	87,380
Amaljith A Menon	65,731	87,380

Note:

- Related parties have been identified on the basis of declaration received by the management and other records available
- The remuneration to the key managerial personnel doesnot include the provisions made for gratuity, as they are determined on actuarial basis for the company as a whole.

ICL FINCORP LIMITED

NOTES TO THE STANDALONE FINANCIAL STATEMENTS FOR THE YEAR ENDED 31-MARCH-2021

(All amounts are in Indian Rupees unless otherwise stated)

38 Draw Down From Reserves

Details of Draw down from reserves, if any, are provided in Statement of Changes in Equity to these financial statements.

39 Additional Disclosures As Required By The Reserve Bank Of India

	As at 31-Mar-2021	As at 31-Mar-2020
Total Gold loan portfolio	2,80,47,06,008	2,31,18,86,891
Total Assets	3,86,22,76,163	3,32,08,62,850
Gold loan portfolio as a percentage of total assets	73%	70%

40 Details of Auction held during the year

	As at 31-Mar-2021	As at 31-Mar-2020
No. of Loan accounts	2,373	2,159
Principal amount Outstanding at the dates of auction(A)	6,93,05,333	6,41,13,920
Interest and Other charges Outstanding at the dates of auction(B)	3,79,60,814	3,50,60,050
Total(A+B)	10,72,66,147	9,91,73,970
Value fetched*	10,37,86,769	9,53,56,073

*excluding GST / Sales tax collected from the buyer.

No sister concerns participated in the auctions held during the period.

41 Contingent Liabilities, Commitments And Contracts

	As at 31-Mar-2021	As at 31-Mar-2020
I. Contingent Liabilities		
Claims against the company not acknowledged as debts		
Demand from Income Tax Department on account of TDS default*	3,06,605	Nil
Guarantees	Nil	Nil
Other money for which the company is contingently liable	Nil	Nil
II. Commitments		
Estimated amounts of contracts remaining to be executed on capital account and not provided for.#	19,63,000	84,45,500
Uncalled liability on shares and other investments partly paid	Nil	Nil
Other commitments	Nil	Nil

*The Income Tax Department has raised demand of ₹3,06,605/- on account of TDS default. This happens due to clerical error in quarterly TDS return and the company proposes to revise the return to abolish errors. Since the company does'nt expect any liability after revising the return, no provision has been made in the books of accounts of the company.

Balance amount payable to S and A associates as per the Agreement for a construction work executed on 7th September 2019.

ICL FINCORP LIMITED

NOTES TO THE STANDALONE FINANCIAL STATEMENTS FOR THE YEAR ENDED 31-MARCH-2021

(All amounts are in Indian Rupees unless otherwise stated)

42 Utilisation of proceeds

During the period, the Company has raised ₹ 1,98,00,000/- (Previous Year: Nil) by way of preference shares, ₹122,48,63,000/- (Previous Year: ₹96,28,10,000/-) by way of secured non-convertible debentures and ₹ 5,10,35,000/- (Previous Year: ₹18,97,60,000) by way of subordinated debts and the same has been utilised to meet the working capital requirements of the Company.

43 Fraud

During the year there have been certain instances of fraud on the Company by employees, where gold loan related misappropriations have occurred for amounts aggregating ₹2,26,38,960/- and the same is charged to Statement of Profit and Loss as bad debt. The Company is in the process of recovering these amounts from the employees and has initiated necessary legal actions against the employees.

44 Capital Management

The Company's policy is to maintain a strong capital base so as to maintain investor, creditor and market confidence and to sustain future development of the business. The Company has adequate cash and cash equivalents. The company monitors its capital by a careful scrutiny of the cash and cash equivalents, and a regular assessment of any debt requirements. In the absence of any debt, the maintenance of debt equity ratio etc. may not be of any relevance to the Company.

45 Disclosure based on RBI notification dated 17 April 2020 on Covid-19 regulatory package- Asset classification and provisioning

Particulars	Amount
(i) Respective amounts in SMA/overdue categories, where the moratorium/deferment was extended	Nil
(ii) Respective amount where asset classification benefits is extended.	Nil
(iii) Provisions made during the Q4 FY2020 and Q1 FY2021	Nil
(iv) Provisions adjusted during the respective accounting periods against slippages and the residual provisions	Nil

Details of resolution plan implemented under the resolution framework for Covid-19 related stress as per RBI circular dated August 6, 2020 are given below:

Type of borrower	(A) Number of accounts where resolution plan has been implemented under this window	(B) exposure to accounts mentioned at (A) before implementation of the plan	(C) Of (B), aggregate amount of debt that was converted in to other securities	(D) Additional funding sanctioned, if any, including between invocation of the plan and implementation	(E) Increase in provisions on account of the implementation of the resolution plan
Personal Loans	-	-	-	-	-
Corporate Persons	-	-	-	-	-
Of which MSMEs	-	-	-	-	-
Others	-	-	-	-	-
Total	-	-	-	-	-



ICL FINCORP LIMITED

NOTES TO THE STANDALONE FINANCIAL STATEMENTS FOR THE YEAR ENDED 31-MARCH-2021

(All amounts are in Indian Rupees unless otherwise stated)

46 Comparatives

Previous year figures have been regrouped/reclassified, wherever considered necessary, to conform to this period's classification.

As per our report of even date

For Mohandas & Associates
Chartered Accountants
ICAI Firm Reg No.: 02116S

Sd/-
Mohandas A
[Partner]
Membership no.: 036726

Place: Thrissur
Date: 13th August, 2021

For and on behalf of the board of directors of
ICL Fincorp Limited

Sd/-
K G Anilkumar
[Managing Director]
(DIN:00766739)

Sd/-
Natarajan R
[Chief Financial Officer]
Place: Irinjalakuda
Date: 13th August, 2021

Sd/-
Umadevi Anilkumar
[Whole Time Director]
(DIN: 06434467)

ICL FINCORP LIMITED
SCHEDULE TO THE STANDALONE BALANCE SHEET OF A NBFC

(₹ in lakhs)

Sl. No	Particulars		
	Liabilities side:		
(1)	Loans and advances availed by the NBFCs inclusive of interest accrued thereon but not paid:	Amount outstanding	Amount overdue
	(a) Debentures : Secured	23613	49
	: Unsecured (other than falling within the meaning of public deposits*)	0	0
	(b) Deferred Credits	0	0
	(c) Term Loans	97	0
	(d) Inter-corporate loans and borrowing	2071	0
	(e) Commercial paper	0	0
	(f) Public Deposits*		
	(g) Other Loans (specify nature)	3609	0
	(i) Subordinated Bond		
	(ii) Overdraft	0	0
	(iii) Loan against deposit	0	0
	(iv) Loan from Director	13	0
	*Please see Note 1 below		
(2)	Break-up of (1)(f) above (Outstanding public deposits inclusive of interest accrued thereon but not paid) :		
	(a) In the form of Unsecured debentures	0	0
	(b) In the form of partly secured debentures i.e. debentures where there is a shortfall in the value of security	0	0
	(c) Other public deposits	0	0
	* Please see Note 1 below		
	Assets side:	Amount outstanding	
(3)	Break-up of Loans and Advances including bills receivables [other than those included in (4) below]:		
	(a) Secured	29397	
	(b) Unsecured	766	
(4)	Break-up of Leased Assets and stock on hire and other assets counting towards AFC activities		
	(i) Lease assets including lease rentals under sundry debtors:		
	(a) Financial lease	0	
	(b) Operating lease	0	
	(ii) Stock on Hire including hire charges under sundry debtors:		
	(a) Asset on Hire	0	
	(b) Repossessed assets	0	
	(iii) Other loan counting towards AFC activities		
	(a) Loans where assets have been repossessed	0	
	(b) Loans other than (a) above	0	

(5)	Break-up of Investments:			
	<u>Current Investments :</u>			
	1. Quoted			
	(i) Shares: (a) Equity		81	
	(b) Preference		0	
	(ii) Debentures and Bonds		0	
	(iii) Units of Mutual funds		0	
	(iv) Government securities		0	
	(v) Others (please specify)		0	
	2. Unquoted:			
	(i) Shares: (a) Equity		0	
	(b) Preference		0	
	(ii) Debentures and Bonds		0	
	(iii) Units of Mutual funds		0	
	(iv) Government securities		0	
	(v) Others (please specify)		0	
	<u>Long term Investments:</u>			
	1. Quoted			
	(i) Shares: (a) Equity		2268	
	(b) Preference		0	
	(ii) Debentures and Bonds		0	
	(iii) Units of Mutual funds		0	
	(iv) Government securities		0	
	(v) Others (please specify)		121	
	2. Unquoted:			
	(i) Shares: (a) Equity		0	
	(b) Preference		0	
	(ii) Debentures and Bonds		0	
	(iii) Units of Mutual funds		0	
	(iv) Government securities		0	
	(v) Others (please specify)		0	
(6)	Borrower Group-wise classification of assets financed as in (3) and (4) above :			
	Please see Note 2 below			
	Category	Amount net of provisions		
		Secured	Unsecured	Total
	1. Related Parties**			
	(a) Subsidiaries	0	0	0
	(b) Companies in the same group	0	456	456
	(c) Other related Parties	966	0	966
	2. Other than related parties	28332	294	28626
	Total	29298	750	30048

(7)	Investor group-wise classification of all investments (current and long term) in shares and securities (both quoted and unquoted):		
	Please see note 3 below		
	Category	Market value/Break-up or fair value or NAV	Book value (net of Provisions)
	1. Related Parties**		
	(a) Subsidiaries	2268	2268
	(b) Companies in the same group	Nil	Nil
	(c) Other related Parties	Nil	Nil
	2. Other than related parties	202	202
	Total	2470	2470
	**As per Accounting Standard of ICAI (Please see Note 3)		
(8)	Other information		
	Particulars	Amount	
	(i) Gross Non-Performing Assets		
	(a) Related Parties	0	
	(b) Other than related parties	452	
	(ii) Net Non-Performing Assets		
	(a) Related Parties	0	
	(b) Other than related parties	394	
	(iii) Asset acquired in Satisfaction of Debt	0	

Notes:

- 1) As defined in point xix of paragraph 3 of Chapter -2 of these Directions.
- 2) Provisioning norms shall be applicable as prescribed in these Directions.
- 3) All Relevant Accounting Standards and Guidance Notes issued by ICAI are applicable including for valuation of investments and other assets as also assets acquired in satisfaction of debt. However, Market value in respect of quoted investments and break up/fair value/NAV in respect of unquoted investments should be disclosed irrespective of whether they are classified as long term or current in column (5) above.

As per our report of even date
For Mohandas & Associates
Chartered Accountants
 ICAI Firm Reg No.: 02116S

For and on behalf of the board of directors of
ICL Fincorp Limited

Sd/-
Mohandas A
 [Partner]
 Membership no.: 036726

Sd/-
K G Anilkumar
 [Managing Director]
 (DIN:00766739)

Sd/-
Umadevi Anilkumar
 [Whole Time Director]
 (DIN: 06434467)

Place: Thrissur
 Date: 13th August, 2021

Sd/-
Natarajan R
 [Chief Financial Officer]
 Place: Irinjalakuda
 Date: 13th August, 2021

INDEPENDENT AUDITOR'S REPORT

To the Members of ICL Fincorp Limited

REPORT ON THE AUDIT OF THE CONSOLIDATED FINANCIAL STATEMENTS

Opinion

We have audited the accompanying Consolidated Financial statements of **M/s. ICL Fincorp Limited** ("the Holding Company") and its subsidiary, (the Holding Company and its subsidiary together referred to as the "Group"), which comprises the Consolidated Balance Sheet as at 31st March, 2021, and the Consolidated Statement of Profit and Loss (including Other Comprehensive Income), the Consolidated Cash Flow Statement and the Consolidated Statement of Changes in Equity for the year then ended, and the notes to Consolidated Financial statements, including a summary of the significant accounting policies and other explanatory information.

In our opinion and to the best of our information and according to the explanations given to us, the aforesaid consolidated financial statements give the information required by the Companies Act, 2013 ("the Act") in the manner so required and give a true and fair view in conformity with the Indian Accounting Standards prescribed under section 133 of the Act read with the Companies (Indian Accounting Standards) Rules, 2015, as amended, ("Ind AS") and other accounting principles generally accepted in India, of the consolidated state of affairs of the Group as at March 31, 2021, and their consolidated profit, their consolidated total comprehensive income, their consolidated cash flows and their consolidated changes in equity for the year ended on that date.

Basis for Opinion

We conducted our audit of the consolidated financial statements in accordance with the Standards on Auditing specified under section 143(10) of the Act (SAs). Our responsibilities under those Standards are further described in the Auditor's Responsibility for the Audit of the Consolidated Financial Statements section of our report. We are independent of the Group in accordance with the Code of Ethics issued by the Institute of Chartered Accountants of India (ICAI) together with the ethical requirements that are relevant to our audit of the consolidated financial statements under the provisions of the Act and the Rules made thereunder, and we have fulfilled our other ethical responsibilities in accordance with these requirements and the ICAI's Code of Ethics. We believe that the audit evidence obtained by us is sufficient and appropriate to provide a basis for our audit opinion on the consolidated financial statements.

Key audit matters

Key audit matters are those matters that, in our professional judgment, were of most significance in our audit of the financial statements of the current period. These matters were addressed in the context of our audit of the consolidated financial statements as a whole, and in forming our opinion thereon, and we do not provide a separate opinion on these matters. We have determined the matters described below to be the key audit matters to be communicated in our report.

Serial No.	Key Audit Matters	Auditor's Response
1.	Estimates in accuracy and authenticity of gold loan	Due to the outbreak of Covid-19, we were unable to physically verify securities pledged against gold loan. The alternative procedures applied in our audit to collect evidence is to assess the internal policies of the management for the techniques applied to ascertain the authentication of the securities pledged with. We have relied on the information, details, data, documents and explanations as provided by the company and its officers and agents in electronic form without physically verifying their office.
2.	Due to the pervasive nature and complexity of the IT environment, we have ascertained IT systems and controls as a key audit matter.	Tested the Company's periodic review of access rights. Considered the control environment relate to various interfaces, configuration and other application layer controls identified as key to our audit.

Information other than the Consolidated financial statements and auditor's report thereon (Other Information).

The Holding Company's Board of Directors is responsible for the other information. The other information comprises the information included in the Board's Report, Corporate Governance and Shareholder's Information, but does not include the consolidated financial statements and our auditor's report thereon.

- Our opinion on the consolidated financial statements does not cover the other information and we do not express any form of assurance conclusion thereon.

- In connection with our audit of the consolidated financial statements, our responsibility is to read the other information, compare with the financial statements of the subsidiary audited by the other auditor, to the extent it relates to this entity and, in doing so, place reliance on the work of the other auditor and consider whether the other information is materially inconsistent with the consolidated financial statements or our knowledge obtained during the course of our audit or otherwise appears to be materially misstated. Other information so far as it relates to the subsidiary, is traced from their financial statements audited by the other auditor.

If, based on the work we have performed, we conclude that there is a material misstatement of this other information, we are required to report that fact. We have nothing to report in this regard.

Responsibilities of Management and Those Charged with Governance for the Consolidated Financial Statements.

The Holding Company's Board of Directors is responsible for the matters stated in section 134(5) of the Act with respect to the preparation and presentation of these consolidated financial statements that give a true and fair view of the consolidated financial position, consolidated financial performance including other comprehensive income, consolidated cash flows and consolidated changes in equity of the Group in accordance with the Ind AS and other accounting principles generally accepted in India. The respective Board of Directors of the companies included in the Group are responsible for maintenance of adequate accounting records in accordance with the provisions of the Act for safeguarding the assets of the Group and for preventing and detecting frauds and other irregularities; selection and application of appropriate accounting policies; making judgments and estimates that are reasonable and prudent; and design, implementation and maintenance of adequate internal financial controls, that were operating effectively for ensuring accuracy and completeness of the accounting records, relevant to the preparation and presentation of the financial statements that give a true and fair view and are free from material misstatement, whether due to fraud or error, which have been used for the purpose of preparation of the consolidated financial statements by the Directors of the Holding Company, as aforesaid.

In preparing the consolidated financial statements, the respective Board of Directors of the companies included in the Group are responsible for assessing the ability of the Group to continue as a going concern, disclosing, as applicable, matters related to going concern and using the going concern basis of accounting unless the management either intends to liquidate or to cease operations, or has no realistic alternative but to do so.

The respective Board of Directors of the companies included in the Group are also responsible for overseeing the Company's financial reporting process of the Group.

Auditor's responsibility for the audit of the consolidated financial statements

Our objectives are to obtain reasonable assurance about whether the consolidated financial statements as a whole are free from material misstatement, whether due to fraud or error, and to issue an auditor's report that includes our opinion. Reasonable assurance is a high level of assurance, but is not a guarantee that an audit conducted in accordance with SAs will always detect a material misstatement when it exists. Misstatements can arise from fraud or error and are considered material if, individually or in the aggregate, they could reasonably be expected to influence the economic decisions of users taken on the basis of these consolidated financial statements.

As part of an audit in accordance with SAs, we exercise professional judgment and maintain professional skepticism throughout the audit. We also:

- Identify and assess the risks of material misstatement of the consolidated financial statements, whether due to fraud or error, design and perform audit procedures responsive to those risks, and obtain audit evidence that is sufficient and appropriate to provide a basis for our opinion. The risk of not detecting a material misstatement resulting from fraud is higher than for one resulting from error, as fraud may involve collusion, forgery, intentional omissions, misrepresentations, or the override of internal control.
- Obtain an understanding of internal control relevant to the audit in order to design audit procedures that are appropriate in the circumstances. Under section 143(3)(i) of the Act, we are also responsible for expressing our opinion on whether the Holding Company has adequate internal financial controls system in place and the operating effectiveness of such controls.
- Evaluate the appropriateness of accounting policies used and the reasonableness of accounting estimates and related disclosures made by the management.
- Conclude on the appropriateness of management's use of the going concern basis of accounting and, based on the audit evidence obtained, whether a material uncertainty exists related to events or conditions that may cast significant doubt on the ability of the Group to continue as a going concern. If we conclude that a material uncertainty exists, we are required to draw attention in our auditor's report to the related disclosures in the consolidated financial statements or, if such disclosures are inadequate, to modify our opinion. Our conclusions are based on the audit evidence obtained up to the date of our auditor's report. However, future events or conditions may cause the Group to cease to continue as a going concern.
- Evaluate the overall presentation, structure and content of the consolidated financial statements, including the disclosures, and whether the consolidated financial statements represent the underlying transactions and events in a manner that achieves fair presentation.
- Obtain sufficient appropriate audit evidence regarding the financial information of the entities or business activities within the Group to express an opinion on the consolidated financial statements. We are responsible for the direction, supervision and performance of the audit of the financial statements of such entities or

business activities included in the consolidated financial statements of which we are the independent auditors.

Materiality is the magnitude of misstatements in the consolidated financial statements that, individually or in aggregate, makes it probable that the economic decisions of a reasonably knowledgeable user of the consolidated financial statements may be influenced. We consider quantitative materiality and qualitative factors in (i) planning the scope of our audit work and in evaluating the results of our work; and (ii) to evaluate the effect of any identified misstatements in the consolidated financial statements.

We communicate with those charged with governance of the Holding Company and such other entities included in the consolidated financial statements of which we are the independent auditors regarding, among other matters, the planned scope and timing of the audit and significant audit findings, including any significant deficiencies in internal control that we identify during our audit.

We also provide those charged with governance with a statement that we have complied with relevant ethical requirements regarding independence, and to communicate with them all relationships and other matters that may reasonably be thought to bear on our independence, and where applicable, related safeguards.

From the matters communicated with those charged with governance, we determine those matters that were of most significance in the audit of the consolidated financial statements of the current period and are therefore the key audit matters. We describe these matters in our auditor's report unless law or regulation precludes public disclosures about the matter or when, in extremely rare circumstances, we determine that a matter should not be communicated in our report because the adverse consequences of doing so would reasonably be expected to outweigh the public interest benefits of such communication.

Report on Other Legal and Regulatory Requirements

1. As required by Section 143(3) of the Act, based on our audit, we report, to the extent applicable that:

a) We have sought and obtained all the information and explanations which to the best of our knowledge and belief were necessary for the purposes of our audit of the aforesaid consolidated financial statements.

b) In our opinion, proper books of account as required by law relating to preparation of the aforesaid consolidated financial statements have been kept so far as it appears from our examination of those books.

c) The Consolidated Balance Sheet, the Consolidated Statement of Profit and Loss including Other Comprehensive Income, the Consolidated Cash Flow Statement and Consolidated Statement of Changes in Equity dealt with by this Report are in agreement with the relevant books of account maintained for the purpose of preparation of consolidated financial statements.

d) In our opinion, the aforesaid consolidated financial statements comply with the Ind AS specified under Section 133 of the Act.

e) On the basis of the written representations received from the directors of the Holding Company and subsidiary company as on March 31, 2021 taken on record by the Board of Directors of the Holding Company and subsidiary company, none of the directors of the Group companies are disqualified as on 31st March, 2021 from being appointed as a director in terms of Section 164(2) of the Act.

f) With respect to the adequacy of the internal financial controls over financial reporting and the operating effectiveness of such controls, refer to our separate Report in "Annexure A" which is based on the auditors reports of the Holding company and subsidiary company incorporated in India. Our report expresses an unmodified opinion on the adequacy and operating effectiveness of the internal financial controls over financial reporting of those companies.

g) With respect to the other matters to be included in the Auditor's Report in accordance with the requirements of section 197(16) of the Act, as amended, In our opinion and to the best of our information and according to the explanations given to us, the remuneration paid by the Holding Company to its directors during the year is in accordance with the provisions of section 197 of the Act.

h) With respect to the other matters to be included in the Auditor's Report in accordance with Rule 11 of the Companies (Audit and Auditors) Rules, 2014, as amended in our opinion and to the best of our information and according to the explanations given to us:

- i. The Group does not have any pending litigations which would impact its consolidated financial position.
- ii. The Group does not have any material foreseeable losses on long-term contracts including derivative contracts.
- iii. There were no amounts which were required to be transferred, to the Investor Education and Protection Fund by the Holding Company. There is delay in transferring amount, required to be transferred, to the Investor Education and Protection Fund by the subsidiary company which amounts to ` 46,335.

For Mohandas & Associates
Chartered Accountants
ICAI Firm Reg No: 02116S

Sd/-
Mohandas A
[Partner]
Membership No.036726
UDIN: 21036726AAAAML3811

Place: Thrissur
Date: 13th August, 2021

Annexure 'A'

Annexure 'A' to the Independent Auditors' Report of **ICL Fincorp Limited** for the period ended 31st March, 2021

Report on the Internal Financial Controls over Financial Reporting under Clause (i) of Sub-section 3 of Section 143 of the Companies Act, 2013 ('the Act')

In conjunction with our audit of the consolidated Ind AS financial statements of the Company as of and for the year ended 31 March, 2021, we have audited the internal financial controls over financial reporting of **ICL Fincorp Limited** ('the Holding Company') and its subsidiary company, which includes internal financial controls over financial reporting of the Company's and its subsidiary which are companies incorporated in India, as of that date.

Management's Responsibility for Internal Financial Controls

The respective Board of Directors of the Holding company and its subsidiary company, which are companies incorporated in India, are responsible for establishing and maintaining internal financial controls based on the internal control over financial reporting criteria established by the respective Companies considering the essential components of internal control stated in the guidance note on Audit of Internal Financial Controls Over Financial Reporting issued by the Institute of Chartered Accountants of India ('ICAI'). These responsibilities include the design, implementation and maintenance of adequate internal financial controls that were operating effectively for ensuring the orderly and efficient conduct of its business, including adherence to the respective company's policies, the safeguarding of its assets, the prevention and detection of frauds and errors, the accuracy and completeness of the accounting records, and the timely preparation of reliable financial information, as required under the Companies Act, 2013.

Auditors' Responsibility

Our responsibility is to express an opinion on the internal financial controls over financial reporting of the Holding Company, its subsidiary company, which are incorporated in India, based on our audit. We conducted our audit in accordance with the guidance note on audit of internal financial controls over financial reporting (the 'Guidance Note') issued by the Institute of Chartered Accountants of India and the Standards on Auditing, prescribed under section 143 (10) of the Companies Act, 2013, to the extent applicable to an audit of internal financial controls. Those Standards and the Guidance Note require that we comply with ethical requirements and plan and perform the audit to obtain reasonable assurance about whether adequate internal financial controls over financial reporting was established and maintained and if such controls operated effectively in all material respects.

Our audit involves performing procedures to obtain audit evidence about the adequacy of the internal financial controls system over financial reporting and their operating effectiveness. Our audit of internal financial controls over financial reporting included obtaining an understanding of internal financial controls over financial reporting, assessing the risk that a material weakness exists, and testing and evaluating the design and operating effectiveness of internal control based on the assessed risk. The procedures selected depend on the auditor's judgment, including the assessment of the risks of material misstatement of the financial statements, whether due to fraud or error.

We believe that the audit evidence we have obtained is sufficient and appropriate to provide a basis for our audit opinion on the internal financial controls system over financial reporting of the Holding Company and its subsidiary company, which is company incorporated in India.

Meaning of Internal Financial Controls over Financial Reporting

A company's internal financial control over financial reporting is a process designed to provide reasonable assurance regarding the reliability of financial reporting and the preparation of financial statements for external purposes in accordance with generally accepted accounting principles. A company's internal financial control over financial reporting includes those policies and procedures that (i) pertain to the maintenance of records that, in reasonable detail, accurately and fairly reflect the transactions and dispositions of the assets of the company; (ii) provide reasonable assurance that transactions are recorded as necessary to permit preparation of financial statements in accordance with generally accepted accounting principles, and that receipts and expenditures of the company are being made only in accordance with authorizations of management and directors of the company; and (iii) provide reasonable assurance regarding prevention or timely detection of unauthorized acquisition, use, or disposition of the company's assets that could have a material effect on the financial statements.

Inherent Limitations of Internal Financial Controls over Financial Reporting

Because of the inherent limitations of internal financial controls over financial reporting, including the possibility of collusion or improper management override of controls, material misstatements due to error or fraud may occur and not be detected. Also, projections of any evaluation of the internal financial controls over financial reporting to future periods are subject to the risk that the internal financial control over financial reporting may become inadequate because of changes in conditions, or that the degree of compliance with the policies or procedures may deteriorate.

Opinion

In our opinion to the best of our information and according to the explanations given to us, the Holding Company and its subsidiary company, which is company incorporated in India, have, in all material respects, an adequate internal financial control system over financial reporting and such internal financial controls over financial reporting were operating effectively as at 31st March, 2021, based on the criteria for internal financial control over financial reporting established by the respective Companies considering the essential components of internal control stated in the guidance note on Audit of Internal Financial Controls Over Financial Reporting issued by the ICAI.

For Mohandas & Associates
Chartered Accountants
ICAI Firm Reg No: 021165

Sd/-

Mohandas A
[Partner]
Membership No.036726
UDIN: 21036726AAAAML3811

Place: Thrissur
Date: 13th August, 2021

ICL FINCORP LIMITED
CONSOLIDATED BALANCE SHEET AS AT 31-MARCH-2021

(All amounts are in Indian Rupees unless otherwise stated)

Assets	Notes	31-Mar-21	31-Mar-20
Financial Assets			
Cash and Cash Equivalents	8	11,03,53,654	15,20,86,847
Bank Balances other than above	9	1,01,74,939	37,03,949
Loans	10	3,01,64,26,809	2,49,44,26,898
Investments	11	2,82,64,151	87,17,703
Other Financial Asset	12	19,16,09,682	15,73,55,469
		3,35,68,29,234	2,81,62,90,866
Non-Financial Assets			
Current tax assets	13	3,31,23,975	1,59,77,816
Deferred tax assets (net)	33	2,95,66,917	2,83,48,546
Property, Plant and Equipment	14(A)	12,26,45,629	10,67,15,951
Capital work in progress		71,49,140	68,36,786
Right-of-Use Asset	14(B)	3,90,19,358	4,87,42,252
Goodwill		4,47,86,258	4,77,96,409
Other Intangible Assets	15	26,88,471	23,84,565
Other Non-Financial Asset	16	11,10,40,100	10,90,12,959
		39,00,19,849	36,58,15,283
TOTAL ₹		3,74,68,49,083	3,18,21,06,149
Liabilities and Equity			
Financial Liabilities			
Trade payables	17		
<i>(A) total outstanding dues of micro enterprises and small enterprises; and</i>		11,24,570	5,22,475
<i>(B) total outstanding dues of creditors other than micro enterprises and small enterprises.</i>		77,53,821	52,96,329
Debt Securities	18	2,17,27,67,000	1,69,71,95,000
Borrowings (Other than Debt Securities)	19	1,10,53,473	1,46,42,756
Subordinate Liabilities	20	37,99,02,000	40,86,60,000
Lease Liability	14(B)	3,65,06,388	4,41,64,585
Other financial liabilities	21	30,40,88,785	21,97,06,867
		2,91,31,96,036	2,39,01,88,011
Non-Financial Liabilities			
Provisions	22	3,63,24,775	2,22,83,025
Other non-financial liabilities	23	1,08,67,946	99,20,714
		4,71,92,721	3,22,03,739
Equity			
Equity Share capital	24	44,33,49,520	44,33,49,520
Other Equity	25	28,23,88,092	25,90,58,319
Equity attributable to equity holders of parent		72,57,37,612	70,24,07,839
Non-controlling Interest		6,07,22,714	5,73,06,561
Total equity		78,64,60,326	75,97,14,400
TOTAL ₹		3,74,68,49,083	3,18,21,06,149

Summary of significant accounting policies 6

The accompanying notes are an integral part of the financial statements.

As per our report of even date

For Mohandas & Associates
Chartered Accountants

ICAI Firm Reg No.: 021165

Sd/-

Mohandas A

[Partner]

Membership no.: 036726

Place: Thrissur

Date: 13th August, 2021

For and on behalf of the board of directors of
ICL Fincorp Limited

Sd/-

K G Anilkumar

[Managing Director]

(DIN:00766739)

Sd/-

Natarajan R

[Chief Financial Officer]

Place: Irinjalakuda

Date: 13th August, 2021

Sd/-

Umadevi Anilkumar

[Whole Time Director]

(DIN: 06434467)

ICL FINCORP LIMITED
CONSOLIDATED STATEMENT OF PROFIT AND LOSS FOR THE YEAR ENDED 31-MARCH-2021

(All amounts are in Indian Rupees unless otherwise stated)

	Notes	31-Mar-21	31-Mar-20
(I) Income			
Revenue from operations	26		
I) Interest Income		74,13,33,339	57,76,79,771
II) Revenue from other Financial Services		46,43,978	6,84,108
Other income	27	1,75,14,413	14,75,338
Total Revenue (I)		76,34,91,730	57,98,39,217
(II) Expenses			
Finance costs	28	32,10,63,149	25,67,97,698
Impairment of Financial Instruments	29	47,14,738	(42,36,958)
Employee benefits expense	30	17,99,67,824	15,27,04,965
Depreciation and amortization expense	31	5,35,53,280	5,56,68,641
Other expenses	32	16,19,89,914	11,11,39,435
Total Expenses (II)		72,12,88,905	57,20,73,781
(III) Profit/(loss) before tax (I) - (II)		4,22,02,825	77,65,436
(IV) Tax expenses	33		
Current tax		1,50,14,536	53,64,448
(Excess)/Short provision of Previous Years		(28,536)	(2,47,410)
Deferred tax(Income)/Expense		(7,36,974)	(18,83,106)
Total tax expense (IV)		1,42,49,026	32,33,932
(V) Profit/(loss) for the year (III) - (IV)		2,79,53,799	45,31,505
(VI) Other comprehensive income			
Items that will not be re classified to profit or loss -			
Remeasurements of the defined benefit asset		(17,69,620)	6,85,085
Income tax relating to items that will not be reclassified to profit or loss		6,23,500	(1,66,030)
Total other comprehensive income (VI)		(11,46,120)	5,19,055
Total comprehensive income for the year (V) + (VI)		2,68,07,679	50,50,560
<i>(Comprising profit and other comprehensive income for the year)</i>			
Profit for the year attributable to			
Equity holders of the parent		2,46,56,296	48,19,200
Non-Controlling Interest		32,97,503	(2,87,695)
Other comprehensive income for the year, net of tax			
Equity holders of the parent		(11,46,120)	5,19,055
Non-Controlling Interest		-	-
Total comprehensive income for the year, net of tax			
Equity holders of the parent		2,35,10,176	53,38,255
Non-Controlling Interest		32,97,503	(2,87,695)
Earnings per equity share	34		
<i>[nominal value of share ₹10]</i>			
(Basic)		0.63	0.12
(Diluted)		0.63	0.12

Summary of significant accounting policies 6

The accompanying notes are an integral part of the financial statements.

As per our report of even date

For Mohandas & Associates
Chartered Accountants

ICAI Firm Reg No.: 021165

Sd/-

Mohandas A

[Partner]

Membership no.: 036726

For and on behalf of the board of directors of
ICL Fincorp Limited

Sd/-

K G Anilkumar

[Managing Director]

(DIN:00766739)

Sd/-

Natarajan R

[Chief Financial Officer]

Place: Irinjalakuda

Date: 13th August, 2021

Sd/-

Umadevi Anilkumar

[Whole Time Director]

(DIN: 06434467)

Place: Thrissur

Date: 13th August, 2021

ICL FINCORP LIMITED
CONSOLIDATED CASH FLOW STATEMENT FOR THE YEAR ENDED 31-MAR-2021

(All amounts are in Indian Rupees unless otherwise stated)

Particulars	31-Mar-21	31-Mar-20
Net Profit before tax	4,22,02,825	77,65,436
Adjustments for:		
Depreciation and amortization expense	5,35,53,280	5,56,68,641
Impairment on financial instruments	54,58,108	(44,41,143)
Provision for Gratuity	25,75,892	25,02,208
Net (Gain)/Loss on current investment due to market fluctuation	(86,46,550)	51,75,733
Finance cost	10,39,684	4,83,430
Interest on Fixed deposit	(32,74,640)	(11,26,618)
Dividend on Investments	(5,98,635)	(1,43,001)
Lease payments	2,96,80,507	3,03,26,034
Net (Gain)/Loss on sale of investments	(14,01,341)	(4,93,677)
Operating profit before working capital changes	12,05,89,130	9,57,17,044
Changes in working capital :		
Decrease / (increase) in non-financial asset	(15,47,748)	(2,55,80,464)
Decrease / (increase) in loans	(52,52,12,544)	(38,45,83,643)
Decrease / (increase) in investments	(1,36,23,026)	(22,12,52,935)
Decrease / (increase) in current tax assets	(1,71,46,160)	(1,57,19,314)
Decrease / (increase) in other financial asset	(3,47,33,605)	5,10,48,236
Increase / (decrease) in trade payables	33,19,998	8,16,262
Increase / (decrease) in other financial liabilities	8,19,06,030	3,83,44,930
Increase / (decrease) in Lease Liability (Net)	(76,58,198)	1,14,84,964
Increase / (decrease) in other non-financial liabilities	9,17,233	61,27,058
Increase / (decrease) in other bank balance	-	20,25,00,000
Cash generated from / (used in) operations	(39,31,88,889)	(24,10,97,861)
Net income Taxes Paid	53,28,061	(47,64,823)
Net cash flow from/ (used in) operating activities (A)	(39,85,16,950)	(23,63,33,038)
Cash flows from investing activities		
Net Gain/(Loss) on sale of investments	14,01,341	4,93,677
Net (Gain)/Loss on current investment due to market fluctuation	58,51,928	(33,02,112)
Purchase of property, plant and equipments including CWIP	(4,55,41,455)	(4,69,63,426)
Dividend on Investments	5,98,635	1,43,001
Purchase of intangible assets	(2,52,521)	(20,23,376)
Sale of property, plant and equipments	4,00,791	-
Bank balance not considered as cash and cash equivalents	(64,70,990)	1,69,50,868
Net cash flow from/ (used in) investing activities (B)	(4,40,12,271)	(3,47,01,367)
Cash flows from financing activities		
Proceed from Debt Security (Net)	47,55,72,000	29,21,10,000
Proceed from Borrowings (Net)	(35,89,283)	(25,13,27,492)
Proceed from Subordinate Liabilities (Net)	(2,87,58,000)	18,97,60,000
Finance cost	(10,39,684)	(4,83,430)
Interest on Fixed deposit	32,74,640	11,26,618
Proceeds from issue of equity share capital	-	8,40,20,280
Proceeds from securities premium	-	8,40,20,280
Lease payments	(2,96,80,507)	(3,03,26,034)
Right to Use Asset (Net)	(1,49,83,140)	(4,14,82,492)
Dividend Paid		(41,622)
Net cash flow from/ (used in) in financing activities (C)	40,07,96,027	32,73,76,109
Net increase/(decrease) in cash and cash equivalents (A + B + C)	(4,17,33,194)	5,63,41,704
Cash and cash equivalents at the beginning of the year	15,20,86,847	9,57,91,478
Cash and cash equivalents at the end of the year	11,03,53,654	15,21,33,182
Components of cash and cash equivalents		
Cash on hand	3,28,30,745	4,35,86,748
With banks	7,75,22,909	10,85,00,099
Total cash and cash equivalents (Note 7)	11,03,53,654	15,20,86,847

Summary of significant accounting policies

As per our report of even date

For Mohandas & Associates
Chartered Accountants
 ICAI Firm Reg No.: 02116S

Sd/-

Mohandas A

[Partner]

Membership no.: 036726

 Place: Thrissur
 Date: 13th August, 2021

For and on behalf of the board of directors of
ICL Fincorp Limited

Sd/-

K G Anilkumar

[Managing Director]

(DIN: 00766739)

Sd/-

Natarajan R

[Chief Financial Officer]

Place: Irinjalakuda

Date: 13th August, 2021

6

ICL FINCORP LIMITED**CONSOLIDATED STATEMENT OF CHANGES IN EQUITY FOR THE YEAR ENDED 31 -MARCH-2021**

(All amounts are in Indian Rupees unless otherwise stated)

A Equity Share capital**Balance at the beginning of the reporting period At 1-Apr-2019**

Changes in equity share capital during the year

Balance at the end of the reporting period As at 31-Mar-2020

Changes in equity share capital during the year

Balance at the end of the reporting period As at 31-Mar-2021

	Number	Amount
Balance at the beginning of the reporting period At 1-Apr-2019	35932924	35,93,29,240
Changes in equity share capital during the year	8402028	8,40,20,280
Balance at the end of the reporting period As at 31-Mar-2020	4,43,34,952	44,33,49,520
Changes in equity share capital during the year	-	-
Balance at the end of the reporting period As at 31-Mar-2021	4,43,34,952	44,33,49,520

B Other Equity**Reserves and Surplus**

	Statutory Reserves	Impairment Reserves	Securities Premium	Retained Earnings	Other comprehensive income (Actuarial gain/(loss))	Total ₹
--	--------------------	---------------------	--------------------	-------------------	--	---------

Balance as at 01-Apr-2019	36,41,973	37,17,649	15,93,56,595	23,16,551	82,652	16,91,15,420
Dividends	-	-	-	-	-	-

Transfer to/from retained earnings

14,00,000

8,57,099

-

-

-

-

Other Additions/ Deductions during the year

Other Comprehensive Income (Net of Taxes)

Securities premium received during the year

Profit for the year (net of taxes)

Others

Balance as at 31-Mar-2020

Other Comprehensive Income (Net of Taxes)	-	-	-	-	5,19,055	5,19,055
Securities premium received during the year	-	-	8,40,20,280	-	-	8,40,20,280
Profit for the year (net of taxes)	-	-	-	45,31,505	-	45,31,505
Others	-	-	-	8,72,059	-	8,72,059
Balance as at 31-Mar-2020	50,41,973	45,74,748	24,33,76,875	54,63,015	6,01,707	25,90,58,319



ANNUAL REPORT 2021

195

B Other Equity (Contd.)

	Reserves and Surplus			Other Comprehensive Income	Total ₹
	Statutory Reserves	Impairment Reserves	Securities Premium Reserves		
Balance as at 31-Mar-2020	50,41,973	45,74,748	24,33,76,875	54,63,015	25,90,58,319
Dividends	-	-	-	-	-
Transfer to/from retained earnings	70,00,000	5,45,458	-	(77,25,861)	(1,80,403)
Other Additions/ Deductions during the year					
Other Comprehensive Income (Net of Taxes)	-	-	-	(11,46,120)	(11,46,120)
Securities premium received during the year	-	-	-	-	-
Profit for the period (net of taxes)	-	-	-	2,46,56,296	2,46,56,296
Balance as at 31-Mar-2021	1,20,41,973	51,20,206	24,33,76,875	2,23,93,450	28,23,88,092

As per our report of even date

For Mohandas & Associates
Chartered Accountants
 ICAI Firm Reg No.: 02116S

Sd/-
Mohandas A
 [Partner]
 Membership no.: 036726

Place: Thrissur
 Date: 13th August, 2021

For and on behalf of the board of directors of
ICL Fincorp Limited

Sd/-
K G Anilkumar
 [Managing Director]
 (DIN:00766739)

Sd/-
Umadevi Anilkumar
 [Whole Time Director]
 (DIN: 06434467)

Sd/-
Natarajan R
 [Chief Financial Officer]

Place: Irinjalakuda
 Date: 13th August, 2021



ICL FINCORP LIMITED

NOTES TO THE CONSOLIDATED FINANCIAL STATEMENTS FOR THE YEAR ENDED 31-MARCH-2021

(All amounts are in Indian Rupees unless otherwise stated)

1 CORPORATE INFORMATION

ICL Fincorp Limited ('the Company' or 'the Holding Company') was incorporated as Jawahar Finance Limited on 9th December, 1991 at Chennai. The Company was later renamed to Irinjalakuda Credits & Leasing Company Limited on 26th April, 2004, which was further renamed to ICL Fincorp Limited on 8th May, 2016. The company is a non-deposit accepting Non Banking Financial Company (NBFC) which provides a wide range of fund-based services including Gold loans, Business loans, Hypothecation loans, Property loans etc. The company currently operates through 164 branches spread across country.

The Company has one subsidiary, Salem Erod Investments Limited which is incorporated in India. The date of acquisition was on 17th February, 2020. The Company along with the subsidiary is collectively referred to as "Group"

Salem Erod Investments Limited was incorporated as a non-banking financial company (NBFC) registered with the Reserve Bank of India under the category of Loan Company.

2 BASIS OF PREPARATION

The consolidated financial statements of the Group have been prepared in accordance with Indian Accounting Standards (Ind AS) notified under the Companies (Indian Accounting Standards) Rules, 2015 (as amended from time to time). The consolidated financial statements have been prepared under the historical cost convention, as modified by the application of fair value measurements required or allowed by relevant Accounting Standards. Accounting policies have been consistently applied to all periods presented, unless otherwise stated

The Group has adopted Indian Accounting Standards ("Ind AS") with effect from 1 April, 2019 and the effective date of transition being 1 April, 2018. Accordingly, the above financial statements have been prepared in accordance with the Indian Accounting Standards prescribed under Section 133 of the Companies Act, 2013 read with relevant rules issued thereunder and other accounting principles generally accepted in India mainly considering the Master Directions issued by the Reserve Bank of India ('RBI') as applicable to a non deposit accepting NBFC. The financial statements for the year ended 31 March, 2019 and the opening Balance Sheet as at 1 April, 2018 have been restated in accordance with Ind AS for comparative information.

The preparation of Consolidated financial statements requires the use of certain critical accounting estimates and assumptions that affect the reported amounts of assets, liabilities, revenues and expenses and the disclosed amount of contingent liabilities. Areas involving a higher degree of judgement or complexity, or areas where assumptions are significant to the Group are discussed in Note 7 - Significant accounting judgements, estimates and assumptions.

The Consolidated financial statements are presented in Indian Rupees (INR) except when otherwise indicated.

3 PRESENTATION OF FINANCIAL STATEMENT

The Consolidated financial statements of the Group are presented as per Schedule III (Division III) of the Companies Act, 2013 applicable to NBFCs, as notified by the Ministry of Corporate Affairs (MCA). Financial assets and financial liabilities are generally reported on a gross basis except when, there is an unconditional legally enforceable right to offset the recognised amounts without being contingent on a future event and the parties intend to settle on a net basis in the following circumstances:

- (i) The normal course of usiness
- (ii) The event of default
- (iii) The event of insolvency or bankruptcy of the Company and/or its counterparties.

4 STATEMENT OF COMPLIANCE

These Consolidated financial statements of the Group have been prepared in accordance with Indian Accounting Standards as per the Companies (Indian Accounting Standards) Rules, 2015 as amended and notified under Section 133 of the Companies Act, 2013 and the other relevant provisions of the Act.

5 BASIS OF CONSOLIDATION

The consolidated financial statements comprise the financial statements of the Company and its subsidiary as at 31 March, 2021. The Company consolidates a subsidiary when it controls it. Control is achieved when the Group is exposed, or has rights, to variable returns from its involvement with the investee and has the ability to affect those returns through its power over the investee.

Generally, there is a presumption that a majority of voting rights result in control. To support this presumption and when the Group has less than a majority of the voting or similar rights of an investee, the Group considers all relevant facts and circumstances in assessing whether it has power over an investee, including:

The contractual arrangement with the other vote holders of the investee

- Rights arising from other contractual arrangements
- The Group's voting rights and potential voting rights

The size of the Group's holding of voting rights relative to the size and dispersion of the holdings of the other voting rights holders

The Group re-assesses whether or not it controls an investee if facts and circumstances indicate that there are changes to one or more of the three elements of control. Consolidation of a subsidiary begins when the Group obtains control over the subsidiary and ceases when the Group loses control of the subsidiary. Assets, liabilities, income and expenses of a subsidiary acquired or disposed of during the year are included in the consolidated financial statements from the date the Group gains control until the date the Group ceases to control the subsidiary.

Consolidated financial statements are prepared using uniform accounting policies for like transactions and other events in similar circumstances. If a member of the Group uses accounting policies other than those adopted in the consolidated financial statements for like transactions and events in similar circumstances, appropriate adjustments are made to that Group member's financial statements in preparing the consolidated financial statements to ensure conformity with the Group's accounting policies.

The financial statements of all entities used for the purpose of consolidation are drawn up to same reporting date as that of the parent company, i.e., year ended on 31 March.

Consolidation procedure:

- a) Combine like items of assets, liabilities, equity, income, expenses and cash flows of the parent with those of its subsidiary. For this purpose, income and expenses of the subsidiary are based on the amounts of the assets and liabilities recognised in the consolidated financial statements at the acquisition date.
- b) Offset (eliminate) the carrying amount of the parent's investment in subsidiary and the parent's portion of equity of subsidiary. Business combinations policy explains how to account for any related goodwill.
- c) Eliminate in full intragroup assets and liabilities, equity, income, expenses and cash flows relating to transactions between entities of the Group (profits or losses resulting from intragroup transactions that are recognised in assets, such as inventory and fixed assets, are eliminated in full). Intragroup losses may indicate an impairment that requires recognition in the consolidated financial statements. Ind AS 12 Income Taxes applies to temporary differences that arise from the elimination of profits and losses resulting from intragroup transactions.

Profit or loss and each component of OCI are attributed to the equity holders of the parent of the Group and to the non-controlling interests, even if this results in the non-controlling interests having a deficit balance.

When necessary, adjustments are made to the financial statements of subsidiary to bring their accounting policies in line with the Group's accounting policies. All intra-group assets, liabilities, equity, income, expenses and cash flows relating to transactions between members of the Group are eliminated in full on consolidation.

6 SIGNIFICANT ACCOUNTING POLICIES (ALSO REFER NOTE 2 ABOVE)

Significant Accounting Policies adopted in the Preparation and Presentation of Financial Statements are as under:-

A. FINANCIAL INSTRUMENTS

(I) Classification of financial instruments

The Group classifies its financial assets into the following measurement categories:

- i) Financial assets to be measured at amortised cost.
- ii) Financial assets to be measured at fair value through other comprehensive income.
- iii) Financial assets to be measured at fair value through profit or loss account.

The classification depends on the contractual terms of the financial assets' cash flows and the Group's business model for managing financial assets. The Group determines its business model at the level that best reflects how it manages groups of financial assets to achieve its business objective. The business model is assessed on the basis of aggregated portfolios based on observable factors. These factors include:

- Reports reviewed by the entity's key management personnel on the performance of the financial assets.
- The risks impacting the performance of the business model (and the financial assets held within that business model) and its management thereof.
- The compensation of the managing teams (for example, whether the compensation is based on the fair value of the assets managed or on the contractual cash flows collected)
- The expected frequency, value and timing of trades. The business model assessment is based on reasonably expected scenarios without taking 'worst case' or 'stress case' scenarios into account.

The Group also assesses the contractual terms of financial assets on the basis of its contractual cash flow characteristics that are solely for the payments of principal and interest on the principal amount outstanding. 'Principal' is defined as the fair value of the financial asset at initial recognition and may change over the life of the financial asset (for example, if there are repayments of principal or amortisation of the premium/discount).

In making this assessment, the Group considers whether the contractual cash flows are consistent with a basic lending arrangement i.e. interest includes only consideration for the time value of money, credit risk, other basic lending risks and a profit margin that is consistent with a basic lending arrangement. Where the contractual terms introduce exposure to risk or volatility that are inconsistent with a basic lending arrangement, the related financial asset is classified and measured at fair value through profit or loss.

The Group classifies its financial liabilities at amortised costs unless it has designated liabilities at fair value through the profit and loss account or is required to measure liabilities at fair value through profit or loss such as derivative liabilities.

(II) Financial assets measured at amortised cost

These Financial assets comprise bank balances, Loans, investments and other financial assets.

Financial Assets with contractual terms that give rise to cash flows on specified dates, and represent solely payments of principal and interest on the principal amount outstanding; and are held within a business model whose objective is achieved by holding to collect contractual cash flows are measured at amortised cost.

These financial assets are initially recognised at fair value plus directly attributable transaction costs and subsequently measured at amortised cost. Transaction costs are incremental costs that are directly attributable to the acquisition, issue or disposal of a financial asset or a financial liability.

(III) Financial assets measured at fair value through other comprehensive income

Debt instruments

Investments in debt instruments are measured at fair value through other comprehensive income where they have:

- a) contractual terms that give rise to cash flows on specified dates, that represent solely payments of principal and interest on the principal amount outstanding; and
- b) are held within a business model whose objective is achieved by both collecting contractual cash flows and selling financial assets.

These debt instruments are initially recognised at fair value plus directly attributable transaction costs and subsequently measured at fair value. Gains and losses arising from changes in fair value are included in other comprehensive income (a separate component of equity). Impairment losses or reversals, interest revenue and foreign exchange gains and losses are recognised in profit and loss. Upon disposal, the cumulative gain or loss previously recognised in other comprehensive income is reclassified from equity to the statement of profit and loss. As at the reporting date the Group does not have any financial instruments measured at fair value through other comprehensive income.

Equity instruments

Investments in equity instruments are generally accounted for as at fair value through the profit and loss account unless an irrevocable election has been made by management to account for at fair value through other comprehensive income. Such classification is determined on an instrument by instrument basis. Contingent consideration recognised by the Group in a business combination to which Ind AS 103 'Business Combination' applies are measured at fair value through profit and loss account, where amounts presented in other comprehensive income for equity instruments are not subsequently transferred to profit or loss. Dividends on such instruments are recognised in profit or loss. As at the reporting date the Group does not have any equity instruments measured at fair value through other comprehensive income.

(IV) Items at fair value through profit or loss

Items at fair value through profit or loss comprise:

- Investments (including equity shares) held for trading;
- Items specifically designated as fair value through profit or loss on initial recognition; and
- Debt instruments with contractual terms that do not represent solely payments of principal and interest.

Financial instruments held at fair value through profit or loss are initially recognised at fair value, with transaction costs recognised in the statement of profit and loss as incurred. Subsequently, they are measured at fair value and any gains or losses are recognised in the statement of profit and loss as they arise.

Financial instruments held for trading

A financial instrument is classified as held for trading if it is acquired or incurred principally for selling or repurchasing in the near term, or forms part of a portfolio of financial instruments that are managed together and for which there is evidence of short-term profit taking, or it is a derivative not designated in a qualifying hedge relationship.

Trading derivatives and trading securities are classified as held for trading and recognised at fair value.

(V) Debt securities and other borrowed funds

After initial measurement, debt issued and other borrowed funds are subsequently measured at amortised cost. Amortised cost is calculated by taking into account any discount or premium on issue funds, and transaction costs that are an integral part of the Effective Interest Rate (EIR).

(VI) Recognition and derecognition of financial assets and liabilities

A financial asset or financial liability is recognised in the balance sheet when the Group becomes a party to the contractual provisions of the instrument, which is generally on trade date. Loans and receivables are recognised when cash is advanced (or settled) to the borrowers. Financial assets at fair value through profit or loss are recognised initially at fair value. All other financial assets are recognised initially at fair value plus directly attributable transaction costs.

The Group derecognises a financial asset when the contractual cash flows from the asset expire or it transfers its rights to receive contractual cash flows on the financial asset in a transaction in which substantially all the risks and rewards of ownership are transferred. Any interest in transferred financial assets that is created or retained by the Group is recognised as a separate asset or liability. A financial liability is derecognised from the balance sheet when the Group has discharged its obligation or the contract is cancelled or expires.

(VII) Impairment of financial assets

The Group recognises impairment allowance for expected credit loss on financial assets held at amortised cost. In addition to that the Group has provided for Non-Performing Assets (NPA) as per Prudential Norms of RBI.

The Group recognises loss allowances (provisions) for expected credit losses on its financial assets (including non-fund exposures) that are measured at amortised costs or at fair value through other comprehensive income account. The Group applies a three-stage approach to measuring expected credit losses (ECLs) for the following categories of financial assets that are not measured at fair value through profit or loss:

- debt instruments measured at amortised cost and fair value through other comprehensive income;
 - loan commitments.
- No ECL is recognised on equity investments.

Financial assets migrate through the following three stages based on the change in credit risk since initial recognition:

Stage 1: ECL

For exposures where there has not been a significant increase in credit risk since initial recognition and that are not credit impaired upon origination, ECL associated with the probability of default events is recognised.

Stage 2: Lifetime ECL – not credit impaired

For exposures where there has been a significant increase in credit risk since initial recognition but are not credit impaired, a lifetime ECL (i.e. reflecting the remaining lifetime of the financial asset) is recognised.

Stage 3: Lifetime ECL – credit impaired

Exposures are assessed as credit impaired when one or more events that have a detrimental impact on the estimated future cash flows of that asset have occurred. For exposures that have become credit impaired, a lifetime ECL is recognised

(VIII) Write-offs

The Group reduces the gross carrying amount of a financial asset when the Group has no reasonable expectations of recovering a financial asset in its entirety or a portion thereof. This is generally the case when the Group determines that the borrower does not have assets or sources of income that could generate sufficient cash flows to repay the amounts subjected to write-offs. Any subsequent recoveries against such loans are credited to the statement of profit and loss.

(IX) Determination of fair value

Fair value is the price that would be received to sell an asset or paid to transfer a liability in an orderly transaction between market participants at the measurement date, regardless of whether that price is directly observable or estimated using another valuation technique. In estimating the fair value of an asset or a liability, the Group takes into account the characteristics of the asset or liability if market participants would take those characteristics into account when pricing the asset or liability at the measurement date. The Financial assets and liabilities are presented in ascending order of their liquidity. Fair value for measurement and/or disclosure purposes in these financial statements is determined on such a basis, except for share-based payment transactions that are within the scope of Ind AS 102, leasing transactions that are within the scope of Ind AS 116, and measurements that have some similarities to fair value but are not fair value, such as value in use in Ind AS 36.

B. REVENUE FROM OPERATIONS**(I) Interest Income**

Interest income is recognised by applying the Effective Interest Rate (EIR) to the gross carrying amount of financial assets other than credit-impaired assets

The EIR in case of a financial asset is computed

- a) As the rate that exactly discounts estimated future cash receipts through the expected life of the financial asset to the gross carrying amount of a financial asset.
- b) By considering all the contractual terms of the financial instrument in estimating the cash flows
- c) Including all fees received between parties to the contract that are an integral part of the effective interest rate, transaction costs, and all other premiums or discounts.

Any subsequent change in the estimation of the future cash flows is recognised in interest income with the corresponding adjustment to the carrying amount of the assets.

(II) Dividend Income**Dividend income is recognised**

- a) when the right to receive the payment is established,
- b) it is probable that the economic benefits associated with the dividend will flow to the entity and
- c) the amount of the dividend can be measured reliably.

(III) Fees & Commission Income

Fees and commissions are recognised when the Company satisfies the performance obligation, at fair value of the consideration received or receivable based on a five-step model as set out below, unless included in the effective interest calculation:

Step 1: Identify contract(s) with a customer: A contract is defined as an agreement between two or more parties that creates enforceable rights and obligations and sets out the criteria for every contract that must be met.

Step 2: Identify performance obligations in the contract: A performance obligation is a promise in a contract with a customer to transfer a good or service to the customer.

Step 3: Determine the transaction price: The transaction price is the amount of consideration to which the Company expects to be entitled in exchange for transferring promised goods or services to a customer, excluding amounts collected on behalf of third parties.

Step 4: Allocate the transaction price to the performance obligations in the contract: For a contract that has more than one performance obligation, the Company allocates the transaction price to each performance obligation in an amount that depicts the amount of consideration to which the Company expects to be entitled in exchange for satisfying each performance obligation.

Step 5: Recognise revenue when (or as) the Company satisfies a performance obligation. Processing fee which is not form part of effective interest rate has been recognised as and when it is accrue.

(III) Net gain on Fair value changes

Any differences between the fair values of financial assets classified as fair value through the profit or loss, held by the Group on the balance sheet date is recognised as an unrealised gain / loss. In cases there is a net gain in the aggregate, the same is recognised as Revenue and if there is a net loss the same is disclosed under as Expense in the statement of Profit and Loss.

However, net gain / loss on derecognition of financial instruments classified as amortised cost is presented separately under the respective head in the Statement of Profit and Loss.

C. EXPENSES

(I) Finance costs

Finance costs represents Interest expense recognised by applying the Effective Interest Rate (EIR) to the gross carrying amount of financial liabilities.

The EIR in case of a financial liability is computed

- a) As the rate that exactly discounts estimated future cash payments through the expected life of the financial liability to the gross carrying amount of the amortised cost of a financial liability.
- b) By considering all the contractual terms of the financial instrument in estimating the cash flows
- c) Including all fees received between parties to the contract that are an integral part of the effective interest rate, transaction costs, and all other premiums or discounts.

Any subsequent changes in the estimation of the future cash flows is recognised in interest income with the corresponding adjustment to the carrying amount of the assets.

(II) Employee benefits

Short term employee benefit

All employee benefits payable wholly within twelve months of rendering the service are classified as short-term employee benefits. These benefits include short term compensated absences such as paid annual leave. The undiscounted amount of short-term employee benefits expected to be paid in exchange for the services rendered by employees is recognised as an expense during the period. Benefits such as salaries and wages, etc. and the expected cost of the bonus/ex-gratia are recognised in the period in which the employee renders the related service.

Post-employment employee benefits

a) Defined contribution schemes

All the employees of the Group are entitled to receive benefits under the Provident Fund and Employees State Insurance scheme, defined contribution plans in which both the employee and the Group contribute monthly at a stipulated rate. The Group has no liability for future benefits other than its annual contribution and recognises such contributions as an expense in the period in which employee renders the related service. If the contribution payable to the scheme for service received before the Balance Sheet date exceeds the contribution already paid, the deficit payable to the scheme is recognised as a liability after deducting the contribution already paid. If the contribution already paid exceeds the contribution due for services received before the Balance Sheet date, then excess is recognised as an asset to the extent that the pre-payment will lead to a reduction in future payment or a cash refund.

b) Defined Benefit schemes

The Group provides for the gratuity, a defined benefit retirement plan covering all employees. The plan provides for lump sum payments to employees upon death while in employment or on separation from employment after serving for the stipulated years mentioned under 'The Payment of Gratuity Act, 1972'. The present value of the obligation under such defined benefit plan is determined based on actuarial valuation, carried out by an independent actuary at each Balance Sheet date, using the Projected Unit Credit Method, which recognizes each period of service as giving rise to an additional unit of employee benefit entitlement and measures each unit separately to build up the final obligation.

The obligation is measured at the present value of the estimated future cash flows. The discount rates used for determining the present value of the obligation under defined benefit plan are based on the market yields on Government Securities as at the Balance Sheet date.

An actuarial valuation involves making various assumptions that may differ from actual developments in the future. These include the determination of the discount rate, attrition rate, future salary increases and mortality rates. Due to the complexities involved in the valuation and its long-term nature, these liabilities are highly sensitive to changes in these assumptions. All assumptions are reviewed annually.

Re-measurement, comprising of actuarial gains and losses are recognized immediately in the balance sheet with a corresponding debit or credit to retained earnings through OCI in the period in which they occur. Re-measurements are not reclassified to profit and loss in subsequent periods.

(III) Leases

Identification of Lease:

The Group's lease asset classes primarily consist of leases for land and buildings. The Group assesses whether a contract contains a lease, at inception of a contract. A contract is, or contains, a lease if the contract conveys the right to control the use of an identified asset for a period of time in exchange for consideration. To assess whether a contract conveys the right to control the use of an identified asset, the Group assesses whether :

- (i) the contract involves the use of an identified asset
- (ii) the Group has substantially all of the economic benefits from use of the asset through the period of the lease and
- (iii) the Group has the right to direct the use of the asset.

At the date of commencement of the lease, the Group recognizes a right-of-use (ROU) asset and a corresponding lease liability for all lease arrangements in which it is a lessee, except for leases with a term of 12 months or less (short-term leases). For these short-term leases, the Group recognizes the lease payments as an operating expense on a straight-line basis over the term of the lease.

For arrangements entered into prior to 1 April, 2018, the Group has determined whether the arrangement contain lease on the basis of facts and circumstances existing on the date of transition.

Certain lease arrangements includes the options to extend or terminate the lease before the end of the lease term. ROU assets and lease liabilities includes these options when it is reasonably certain that they will be exercised. The ROU assets are initially recognized at cost, which comprises the initial amount of the lease liability adjusted for ROU assets are depreciated from the commencement date on a straight-line basis over the shorter of the lease term and useful life of the underlying asset. ROU assets are evaluated for recoverability whenever events or changes in circumstances indicate that their carrying amounts may not be recoverable. For the purpose of impairment testing, the recoverable amount (i.e. the higher of the fair value less cost to sell and the value-in-use) is determined on an individual asset basis unless the asset does not generate cash flows that are largely independent of those from other assets. In such cases, the recoverable amount is determined for the Cash Generating Unit (CGU) to which the asset belongs.

The lease liability is initially measured at amortized cost at the present value of the future lease payments. The lease payments are discounted using the interest rate implicit in the lease or, if not readily determinable, using the incremental borrowing rates in the country of domicile of these leases. Lease liabilities are remeasured with a corresponding adjustment to the related ROU asset if the Group changes its assessment of whether it will exercise an extension or a termination option.

Lease liability and ROU assets have been separately presented in the Balance Sheet and lease payments have been classified as financing cash flows.

(IV) Other income and expenses

All Other income and expense are recognized in the period they occur.

(V) Impairment of non-financial assets

The carrying amount of assets is reviewed at each balance sheet date if there is any indication of impairment based on internal/external factors. An impairment loss is recognized wherever the carrying amount of an asset exceeds its recoverable amount. The recoverable amount is the greater of the assets, net selling price and value in use. In assessing value in use, the estimated future cash flows are discounted to their present value using a pre-tax discount rate that reflects current market assessments of the time value of money and risks specific to the asset.

In determining net selling price, recent market transactions are taken into account, if available. If no such transactions can be identified, an appropriate valuation model is used. After impairment, depreciation is provided on the revised carrying amount of the asset over its remaining useful life.

(VI) Taxes

Current Tax

Current tax assets and liabilities for the current and prior years are measured at the amount expected to be recovered from, or paid to, the taxation authorities. The tax rates and tax laws used to compute the amount are those that are enacted, or substantively enacted, by the reporting date in the countries where the Group operates and generates taxable income.

Current income tax relating to items recognised outside profit or loss is recognised outside profit or loss (either in other comprehensive income or in equity). Current tax items are recognised in correlation to the underlying transaction either in OCI or directly in equity. Management periodically evaluates positions taken in the tax returns with respect to situations in which applicable tax regulations are subject to interpretation and establishes provisions where appropriate.

Deferred tax

Deferred tax assets and liabilities are recognised for temporary differences arising between the tax bases of assets and liabilities and their carrying amounts. Deferred income tax is determined using tax rates (and laws) that have been enacted or substantively enacted by the reporting date and are expected to apply when the related deferred income tax asset is realised or the deferred income tax liability is settled.

Deferred tax assets are only recognised for temporary differences, unused tax losses and unused tax credits if it

is probable that future taxable amounts will arise to utilise those temporary differences and losses. Deferred tax assets are reviewed at each reporting date and are reduced to the extent that it is no longer probable that the related tax benefit will be realised.

Deferred tax assets and liabilities are offset where there is a legally enforceable right to offset current tax assets and liabilities and they relate to income taxes levied by the same tax authority on the same taxable entity, or on different tax entities, but they intend to settle current tax liabilities and assets on a net basis or their tax assets and liabilities are realised simultaneously.

Minimum Alternative Tax (MAT)

Minimum alternate tax (MAT) paid in a year is charged to the statement of profit and loss as current tax. Minimum Alternate Tax (MAT) paid in accordance with the tax laws, which gives future economic benefits in the form of adjustment to future income tax liability, is considered as an asset if there is convincing evidence that the Company will pay normal income tax. Accordingly, MAT is recognised as an asset in the Balance Sheet when it is highly probable that future economic benefit associated with it will flow to the Company.

D. CASH AND CASH EQUIVALENTS

Cash and cash equivalents comprise the net amount of short-term, highly liquid investments that are readily convertible to known amounts of cash (short-term deposits with an original maturity of three months or less) and are subject to an insignificant risk of change in value, cheques on hand and balances with banks. They are held for the purposes of meeting short-term cash commitments (rather than for investment or other purposes).

For the purpose of the statement of cash flows, cash and cash equivalents consist of cash and short-term deposits, as defined above.

E. PROPERTY, PLANT AND EQUIPMENT (PPE)

Property, plant and equipment (PPE) are measured at cost less accumulated depreciation and accumulated impairment, (if any). The total cost of assets comprises its purchase price, freight, duties, taxes and any other incidental expenses directly attributable to bringing the asset to the location and condition necessary for it to be capable of operating in the manner intended by the management. Changes in the expected useful life are accounted for by changing the amortisation period or methodology, as appropriate, and treated as changes in accounting estimates.

Subsequent expenditure related to an item of tangible asset are added to its gross value only if it increases the future benefits of the existing asset, beyond its previously assessed standards of performance and cost can be measured reliably. Other repairs and maintenance costs are expensed off as and when incurred.

Depreciation

Depreciation is calculated using the Written Down Value (WDV) method to write down the cost of property and equipment to their residual values over their estimated useful lives. Land is not depreciated.

The estimated useful lives are, as follows:

Particulars	Useful life estimated by Company (Years)
Building	
Furniture And Fixtures	10
Electrical Installations & Equipments	10
Motor Vehicles	8
Office Equipments	5
Computer And Accessories	3

The residual values, useful lives and methods of depreciation of property, plant and equipment are reviewed at each financial year end and adjusted prospectively, if appropriate. Property plant and equipment is derecognised on disposal or when no future economic benefits are expected from its use. Any gain or loss arising on derecognition of the asset (calculated as the difference between the net disposal proceeds and the carrying amount of the asset) is recognised in other income /expense in the statement of profit and loss in the year the asset is derecognised. The date of disposal of an item of property, plant and equipment is the date the recipient obtains control of that item in accordance with the requirements for determining when a performance obligation is satisfied in Ind AS 115.

F. INTANGIBLE ASSETS

An intangible asset is recognised only when its cost can be measured reliably and it is probable that the expected future economic benefits that are attributable to it will flow to the Group.

Intangible assets acquired separately are measured on initial recognition at cost. The cost of an intangible asset comprises its purchase price and any directly attributable expenditure on making the asset ready for its intended use and net of any trade discounts and rebates. Following initial recognition, intangible assets are carried at cost less any accumulated amortisation and any accumulated impairment losses.

The useful lives of intangible assets are assessed to be either finite or indefinite. Intangible assets with finite lives are amortised over the useful economic life. The amortisation period and the amortisation method for an intangible asset with a finite useful life are reviewed at least at each financial year-end.

Changes in the expected useful life, or the expected pattern of consumption of future economic benefits embodied in the asset, are accounted for by changing the amortisation period or methodology, as appropriate, which are then treated as changes in accounting estimates. The amortisation expense on intangible assets with finite lives is presented as a separate line item in the statement of profit and loss. Amortisation on assets acquired/sold during the year is recognised on a pro-rata basis to the Statement of Profit and Loss from / upto the date of acquisition/sale.

Amortisation is calculated using the straight-line method to write down the cost of intangible assets to their residual values over their estimated useful lives. Intangible assets comprising of software are amortised on a straight-line basis over a period of 6 years, unless it has a shorter useful life.

The Group's intangible assets consist of computer software with definite life.

G. PROVISIONS

Provisions are recognised when the enterprise has a present obligation (legal or constructive) as a result of past events, and it is probable that an outflow of resources embodying economic benefits will be required to settle the obligation, and a reliable estimate can be made of the amount of the obligation.

H. CONTINGENT LIABILITIES

A contingent liability is a possible obligation that arises from past events whose existence will be confirmed by the occurrence or non-occurrence of one or more uncertain future events beyond the control of the Group or a present obligation that is not recognized because it is not probable that an outflow of resources will be required to settle the obligation. A contingent liability also arises in extremely rare cases where there is a liability that cannot be recognized because it cannot be measured reliably. The Group does not recognize a contingent liability but discloses its existence in the financial statements.

I. EARNINGS PER SHARE

The Group reports basic and diluted earnings per share in accordance with Ind AS 33 on Earnings per share. Basic EPS is calculated by dividing the net profit or loss for the year attributable to equity shareholders (after deducting preference dividend and attributable taxes) by the weighted average number of equity shares outstanding during the year.

For the purpose of calculating diluted earnings per share, the net profit or loss for the year attributable to equity shareholders and the weighted average number of shares outstanding during the year are adjusted for the effects of all dilutive potential equity shares. Dilutive potential equity shares are deemed converted as of the beginning of the period, unless they have been issued at a later date. In computing the dilutive earnings per share, only potential equity shares that are dilutive and that either reduces the earnings per share or increases loss per share are included.

J. BUSINESS COMBINATION

The Group applies the acquisition method to account for business combinations. The consideration transferred for the acquisition of a subsidiary comprises of the,

- fair values of the assets transferred,
- liabilities incurred to the former owners of the acquired business,
- equity interests issued by the Group and
- fair value of any asset or liability resulting from a contingent consideration arrangement

Identifiable assets acquired and liabilities and contingent liabilities assumed in a business combination are measured initially at their fair values at the acquisition date. The excess of the fair value of consideration over the identifiable net asset acquired is recorded as goodwill. If the consideration is lower, the gain is recognised directly in equity as capital reserve. In case, business acquisition is classified as bargain purchase, the aforementioned gain is recognised in the other comprehensive income and accumulated in equity as capital reserve. The Group recognises any noncontrolling interest in the acquired entity at fair value.

Changes in ownership that do not result in a change of control are accounted for as equity transactions and therefore do not have any impact on goodwill. The difference between consideration and the non-controlling share of net assets acquired is recognised within equity. Business combinations involving entities or businesses under common control are accounted for using the pooling of interest method. Under pooling of interest method, the assets and liabilities of the combining entities are reflected at their carrying amounts, with adjustments only to harmonise accounting policies. Acquisition-related costs are expensed as incurred.

If the business combination is achieved in stages, the acquisition date carrying value of the acquirer's previously held equity interest in the acquiree is re-measured to fair value at the acquisition date; any gains or losses arising from such remeasurement are recognised in profit or loss or other comprehensive income, as appropriate.

If the initial accounting for a business combination can be determined only provisionally by the end of the first reporting period, the business combination is accounted for using provisional amounts. Adjustments to provisional amounts, and the recognition of newly identified asset and liabilities, must be made within the 'measurement period' where they reflect new information obtained about facts and circumstances that were in existence at the acquisition date. The measurement period cannot exceed one year from the acquisition date and no adjustments are permitted after one year except to correct an error.

Any contingent consideration to be transferred by the Group is recognised at fair value at the acquisition date. Subsequent changes to the fair value of the contingent consideration that is deemed to be an asset or liability is recognised in the statement of profit and loss. Contingent consideration that is classified as equity is not re-measured, and its subsequent settlement is accounted for within equity.

7 SIGNIFICANT ACCOUNTING JUDGEMENTS, ESTIMATES AND ASSUMPTIONS

The preparation of financial statements in conformity with the Ind AS requires the management to make judgments, estimates and assumptions that affect the reported amounts of revenues, expenses, assets and liabilities and the accompanying disclosure and the disclosure of contingent liabilities, at the end of the reporting period. Estimates and underlying assumptions are reviewed on an ongoing basis. Revisions to accounting estimates are recognised in the period in which the estimates are revised and future periods are affected. Although these estimates are based on the management's best knowledge of current events and actions, uncertainty about these assumptions and estimates could result in the outcomes requiring a material adjustment to the carrying amounts of assets or liabilities in future periods. In particular, information about significant areas of estimation, uncertainty and critical judgments in applying accounting policies that have the most significant effect on the amounts recognized in the financial statements is included in the following notes:

A. BUSINESS MODEL ASSESSMENT

Classification and measurement of financial assets depends on the results of the SPPI and the business model test. The Group determines the business model at a level that reflects how groups of financial assets are managed together to achieve a particular business objective. This assessment includes judgement reflecting all relevant evidence including how the performance of the assets is evaluated and their performance measured, the risks that affect the performance of the assets and how these are managed and how the managers of the assets are compensated. The Group monitors financial assets measured at amortised cost or fair value through other comprehensive income that are derecognised prior to their maturity to understand the reason for their disposal and whether the reasons are consistent with the objective of the business for which the asset was held. Monitoring is part of the Group's continuous assessment of whether the business model for which the remaining financial assets are held continues to be appropriate and if it is not appropriate whether there has been a change in business model and so a prospective change to the classification of those assets.

B. DEFINED EMPLOYEE BENEFIT ASSETS AND LIABILITIES

The cost of the defined benefit gratuity plan and the present value of the gratuity obligation are determined using actuarial valuations. An actuarial valuation involves making various assumptions that may differ from actual developments in the future. These include the determination of the discount rate; future salary increases and mortality rates. Due to the complexities involved in the valuation and its long-term nature, a defined benefit obligation is highly sensitive to changes in these assumptions. All assumptions are reviewed annually.

C. FAIR VALUE MEASUREMENT

When the fair values of financial assets and financial liabilities recorded in the balance sheet cannot be measured based on quoted prices in active markets, their fair value is measured using various valuation techniques. The inputs to these models are taken from observable markets where possible, but where this is not feasible, a degree of judgment is required in establishing fair values. Judgments include considerations of inputs such as liquidity risk, credit risk and volatility. Changes in assumptions about these factors could affect the reported fair value of financial instruments.

D. IMPAIRMENT OF LOANS PORTFOLIO

The measurement of impairment losses across all categories of financial assets requires judgement, in particular, the estimation of the amount and timing of future cash flows and collateral values when determining impairment losses and the assessment of a significant increase in credit risk. These estimates are driven by a number of factors, changes in which can result in different levels of allowances. It has been the Group's policy to regularly review its models in the context of actual loss experience and adjust when necessary. The impairment loss on loans and advances is disclosed in more detail in Note 10 Overview of ECL principles. In case, higher provisions are to be considered as per the prudential norms of the Reserve Bank of India, they are considered and routed through Impairment Reserves.

E. CONTINGENT LIABILITIES AND PROVISIONS OTHER THAN IMPAIRMENT ON LOAN PORTFOLIO

The Group operates in a regulatory and legal environment that, by nature, has a heightened element of litigation risk inherent to its operations. As a result, it is involved in various litigation, arbitration in the ordinary course of the Group's business. When the Group can reliably measure the outflow of economic benefits in relation to a specific case and considers such outflows to be probable, the Group records a provision against the case. Where the probability of outflow is considered to be remote, or probable, but a reliable estimate cannot be made, a contingent liability is disclosed. Given the subjectivity and uncertainty of determining the probability and amount of losses, the Group takes into account a number of factors including legal advice, the stage of the matter and historical evidence from similar incidents. Significant judgement is required to conclude on these estimates.

F. EFFECTIVE INTEREST RATE (EIR) METHOD

The Group's EIR methodology, recognises interest income / expense using a rate of return that represents the best estimate of a constant rate of return over the expected behavioural life of loans given / taken and recognises the effect of potentially different interest rates at various stages and other characteristics of the product life cycle (including prepayments and penalty, interest and charges).

This estimation, by nature, requires an element of judgement regarding the expected behaviour and life-cycle of the instruments and other fee income/expense that are integral parts of the instrument.

G. OTHER ESTIMATES

These include contingent liabilities, useful lives of tangible and intangible assets etc.

ICL FINCORP LIMITED

NOTES TO THE CONSOLIDATED FINANCIAL STATEMENTS FOR THE YEAR ENDED 31-MARCH-2021
(All amounts are in Indian Rupees unless otherwise stated)

8 Cash and Cash Equivalents

	As at 31-Mar-2021	As at 31-Mar-2020
Cash on hand	3,28,30,745	4,35,86,748
Balance with Banks	7,75,22,909	10,85,00,099
Total ₹	11,03,53,654	15,20,86,847

9 Bank Balances other than above

	As at 31-Mar-2021	As at 31-Mar-2020
Bank Deposit with more than 3 months maturity but less than 12 months	50,88,017	-
Earmarked balances with banks:		
For unpaid dividend	1,55,364	1,55,364
Debenture trustee account	49,31,558	29,58,585
Share application money due for refund	-	5,90,000.00
Total ₹	1,01,74,939	37,03,949

ICL FINCORP LIMITED**NOTES TO THE CONSOLIDATED FINANCIAL STATEMENTS FOR THE YEAR ENDED 31-MARCH-2021**

(All amounts are in Indian Rupees unless otherwise stated)

10 Loans

As at 31-Mar-2021

	At Fair value				Subtotal	Total₹
	Amortised Cost	Through Other Comprehensive Income	Through profit or loss	Designated at Fair Value Through profit or loss		
Loans						
(A)						
i) Loans repayable on demand						
Gold Loan	2,81,63,72,274	-	-	-	-	2,81,63,72,274
Personal Loan	2,37,32,417	-	-	-	-	2,37,32,417
Related Party#	4,58,42,475	-	-	-	-	4,58,42,475
Other	70,55,390	-	-	-	-	70,55,390
ii) Term Loans						
Gold Loan						
Hypothecation Loan	21,56,941	-	-	-	-	21,56,941
Business Loan	3,58,58,212	-	-	-	-	3,58,58,212
Property Loan	9,70,21,839	-	-	-	-	9,70,21,839
Personal Loan						
Total (A)- Gross	3,02,80,39,548	-	-	-	-	3,02,80,39,548
Less: Impairment loss allowance	1,16,12,739	-	-	-	-	1,16,12,739
Total (A)- Net	3,01,64,26,809	-	-	-	-	3,01,64,26,809
(B)						
i) Secured by tangible assets						
ii) Unsecured	2,95,14,09,266	-	-	-	-	2,95,14,09,266
Total (B)- Gross	3,02,80,39,548	-	-	-	-	3,02,80,39,548
Less: Impairment loss allowance	1,16,12,739	-	-	-	-	1,16,12,739
Total (B)- Net	3,01,64,26,809	-	-	-	-	3,01,64,26,809

ICL FINCORP LIMITED**NOTES TO THE CONSOLIDATED FINANCIAL STATEMENTS FOR THE YEAR ENDED 31-MARCH-2021**

(All amounts are in Indian Rupees unless otherwise stated)

10 Loans(Contd)

(C)					
(I)Loans in India					
i)Public Sector	-	-	-	-	-
ii)Others	3,02,80,39,548	-	-	-	3,02,80,39,548
Total (C) (I)-Gross	3,02,80,39,548	-	-	-	3,02,80,39,548
Less:Impairment loss allowance	1,16,12,739	-	-	-	1,16,12,739
Total (C) (I)-Net	3,01,64,26,809	-	-	-	3,01,64,26,809

#This amount includes ₹68,59,417/- to ICL Chits Limited and ₹3,89,83,057/- to ICL Tours and Travels Private Limited. It represents the amount of expenditure incurred for and on behalf of the specified companies, which are treated as advances and the Company is charging interest @ 13% per annum and the same is disclosed under Note No. 10. This amount is repayable on demand within a period of three years from the date of incurring of expenses as per the Memorandum of Understanding entered into with the companies. During the year the Company has rescheduled the loan to ICL Tours and Travels Private Limited as an unsecured loan carrying interest at the rate of 13.-% per annum repayable in 48 monthly installments over a period of 4 (four) years starting from 1st April, 2020 till 1st March, 2024.

Loans and advances due by directors or other officers of the company or any of them either severally or jointly with any other persons	9,66,15,710	Nil	Nil	Nil	9,66,15,710
Amounts due by firms or private companies in which any director is a partner or a director or a member	3,89,83,057	Nil	Nil	Nil	3,89,83,057

ICL FINCORP LIMITED**NOTES TO THE CONSOLIDATED FINANCIAL STATEMENTS FOR THE YEAR ENDED 31-MARCH-2021**

(All amounts are in Indian Rupees unless otherwise stated)

10 Loans(Contd)

	As at 31-Mar-2020				Total₹
	Amortised Cost	Through Other Comprehensive Income	Through profit or loss	Designated at Fair Value Through profit or loss	
Loans					
(A)					
i)Loans repayable on demand					
Gold Loan	2,28,83,24,657	-	-	-	2,28,83,24,657
Personal Loan	3,68,49,931	-	-	-	3,68,49,931
Related Party#	4,88,82,819	-	-	-	4,88,82,819
Other	76,48,855	-	-	-	76,48,855
ii)Term Loans					
Gold Loan	2,35,62,234	-	-	-	2,35,62,234
Hypothecation Loan	34,48,571	-	-	-	34,48,571
Business Loan	1,72,69,291	-	-	-	1,72,69,291
Property Loan	6,57,27,056	-	-	-	6,57,27,056
Personal Loan	96,11,484	-	-	-	96,11,484
Total (A)- Gross	2,50,13,24,899	-	-	-	2,50,13,24,899
Less:Impairment loss allowance	68,98,001	-	-	-	68,98,001
Total (A)- Net	2,49,44,26,898	-	-	-	2,49,44,26,898
(B)					
i)Secured by tangible assets	2,39,83,31,810	-	-	-	2,39,83,31,810
ii)Unsecured	10,29,93,089	-	-	-	10,29,93,089
Total (B)- Gross	2,50,13,24,899	-	-	-	2,50,13,24,898.50
Less:Impairment loss allowance	68,98,001	-	-	-	68,98,001
Total (B)- Net	2,49,44,26,898	-	-	-	2,49,44,26,898

ICL FINCORP LIMITED**NOTES TO THE CONSOLIDATED FINANCIAL STATEMENTS FOR THE YEAR ENDED 31-MARCH-2021**

(All amounts are in Indian Rupees unless otherwise stated)

10	Loans(Contd)				
	(C)				
	(I)Loans in India				
	i)Public Sector	-	-	-	-
	ii)Others	2,50,13,24,899	-	-	2,50,13,24,899
	Total (C) (I)-Gross	2,50,13,24,899	-	-	2,50,13,24,899
	Less:Impairment loss allowance	68,98,001	-	-	68,98,001
	Total (C) (I)-Net	2,49,44,26,898	-	-	2,49,44,26,898

#This amount includes ₹1,52,61,767/- to ICL Chits Ltd and ₹3,36,21,052/- to ICL Tours and Travels. It represents the amount of expenditure incurred for and on behalf of the specified companies, which are treated as advances and the Company is charging interest @ 13% per annum and the same is disclosed under Note No. 10. This amount is repayable on demand within a period of three years from the date of incurring of expenses as per the Memorandum of Understanding entered into with the companies.

Loans and advances due by directors or other officers of the company or any of them either severally or jointly with any other persons

Amounts due by firms or private companies in which any director is a partner or a director or a member

6,53,20,927	Nil	Nil	Nil	6,53,20,927
3,36,21,052	Nil	Nil	Nil	3,36,21,052



10 Loans(Contd)

Summary of ECL provisions

Particulars	FY 2020-2021			Total ₹
	Stage 1	Stage 2	Stage 3	
i)Gold Loan	50,54,963	4,59,161	18,09,543	73,23,667
ii)Hypothecation Loan	213	3,789	2,18,031	2,22,033
iii)Business Loan	-	-	23,78,300	23,78,300
iv)Property Loan	-	-	40,613	40,613
v)Personal Loan	12,159	-	6,50,907	6,63,066
vi)Related Party	1,13,353	1,66,168	-	2,79,521
vii)Other Loan	-	-	7,05,539	7,05,539
Total closing ECL provisions	51,80,688	6,29,118	58,02,933	1,16,12,739
Particulars	FY 2019-20			Total ₹
	Stage 1	Stage 2	Stage 3	
i)Gold Loan	16,10,308	1,98,470	18,94,287	37,03,065
ii)Hypothecation Loan	10,200	74,153	2,46,672	3,31,025
iii)Business Loan	86	19,610	4,225	23,921
iv)Property Loan	-	1,75,183	25,891	2,01,074
v)Personal Loan	1,69,469	9,14,234	5,22,484	16,06,187
vi)Related Party	92,802	1,96,557	7,43,370	10,32,729
Total closing ECL provisions	18,82,865	15,78,207	34,36,929	68,98,001

11 Investments	At Fair Value					Total ₹
	Amortised Cost	Through Other Comprehensive income	Through Profit or Loss	Designated at fair value through profit or loss	Sub-total Cost	
As at 31-Mar-2021						
Mutual funds	-	-	80,14,644	-	80,14,644	80,14,644
Government securities	-	-	1,21,39,252	-	1,21,39,252	1,21,39,252
Debt Securities	-	-	-	-	-	-
Equity instruments	-	-	-	-	-	-
Others (Quoted)	-	-	81,10,255	-	81,10,255	81,10,255
Total Gross (A)	-	-	2,82,64,151	-	2,82,64,151	2,82,64,151
Investment Outside India	-	-	-	-	-	-
Investment In India	-	-	2,82,64,151	-	2,82,64,151	2,82,64,151
Total Gross (B)	-	-	2,82,64,151	-	2,82,64,151	2,82,64,151
Less : Allowance for impairment loss (C)	-	-	-	-	-	-
Total - Net (D) = (A) - (C)	-	-	2,82,64,151	-	2,82,64,151	2,82,64,151
As at 31-Mar-2020						
Mutual funds	-	-	52,20,022	-	52,20,022	52,20,022
Government securities	-	-	-	-	-	-
Debt Securities	-	-	-	-	-	-
Equity instruments	-	-	-	-	-	-
Others (Quoted)	-	-	34,97,681	-	34,97,681	34,97,681
Total Gross (A)	-	-	87,17,703	-	87,17,703	87,17,703
Investment Outside India	-	-	-	-	-	-
Investment In India	-	-	87,17,703	-	87,17,703	87,17,703
Total Gross (B)	-	-	87,17,703	-	87,17,703	87,17,703
Less : Allowance for impairment loss (C)	-	-	-	-	-	-
Total - Net (D) = (A) - (C)	-	-	87,17,703	-	87,17,703	87,17,703

ICL FINCORP LIMITED

NOTES TO THE CONSOLIDATED FINANCIAL STATEMENTS FOR THE YEAR ENDED 31-MARCH-2021

(All amounts are in Indian Rupees unless otherwise stated)

Details of Investments in Equity Instruments and Mutual Funds

Name of Body Corporate	As at 31-Mar-2021		As at 31-Mar-2020	
	Quantity of Shares	Market value	Quantity of Shares	Market value
Adani Ports & Special Economic Zone Ltd.	250	1,75,600	500	30,500
Aarti Drugs Ltd.	500	3,47,150	-	-
Bajaj Electricals Ltd.	100	97,660	-	-
Bharti Airtel Ltd.	500	2,58,650	-	-
Bharat Electronics Ltd.	1000	1,25,100	-	-
Bharat Petroleum Corporation Ltd.	1000	4,27,950	-	-
Bharat Rasayan Ltd.	20	1,88,312	-	-
Britannia Industries Ltd.	100	3,62,505	-	-
CESC Ltd.	250	1,48,388	-	-
Dilip Buildcon Ltd.	250	1,45,000	-	-
Divi's Laboratories Ltd.	100	3,62,280	-	-
Gold Benchmark Exchange Traded Scheme	2000	76,340	500	72,725
Graphite India Ltd	-	-	1500	1,90,875
Hindustan Petroleum Corporation Ltd.	750	1,75,875	9285	1,66,666
Hindalco Industries Ltd.	500	1,63,425	-	-
ICICI Prudential Life Insurance Company Ltd.	500	2,22,800	-	-
Indian Railway Finance Corporation Ltd.	10000	2,29,000	-	-
Indian Oil Corporation Ltd.	500	45,925	-	-
Jindal Stainless(Hisar) Ltd	500	62,525	-	-
Karur Vysya Bank Ltd.	1000	55,600	-	-
Kings Infra Ventures Ltd	1000	24,800	-	-
LIC Housing Finance Ltd.	750	3,21,150	-	-
Lemon Tree Hotels Ltd	6000	2,22,000	-	-
Manappuram Finance Ltd.	500	74,600	-	-
Mishra Dhatu Nigam Ltd.	200	35,370	-	-
Piramal Enterprises Ltd	-	-	437	4,80,700
Power Grid Corporation of India Ltd.	500	1,07,825	5000	1,10,000
Railtel Corporation of India Ltd.	1000	1,26,800	1000	2,82,950
Reliance Communications Ltd	15000	25,500	1998	39,860
State Bank of India	500	1,82,150	700	6,57,650
SJVN Ltd	-	-	15000	9,750
SKM Egg Products Export(India) Ltd	-	-	1000	20,750
South Indian Bank Ltd.	30000	2,47,500	2230	69,130
Sun TV Network Ltd	-	-	500	1,42,975
Tata Coffee Ltd	-	-	1000	56,150
Tata Steel Ltd	-	-	500	1,34,800
Tourism Finance Corporation of India Ltd.	1000	61,600	14000	79,800
Venky's (India) Ltd	1250	19,44,500	-	-
Vodafone Idea Ltd	27500	2,54,375	-	-
YES Bank Ltd	26000	4,05,600	-	-
Zee Entertainment Enterprises Ltd.	2000	4,06,400	1000	8,44,700
Vodafone Idea Ltd	-	-	27500	85,250
YES Bank Ltd	-	-	1000	22,450
SUB TOTAL		81,10,255		34,97,681
Total Mutual Fund	-	80,14,644		52,20,022
SUB TOTAL		80,14,644		52,20,022
TOTAL ₹		1,61,24,899		87,17,703

During the period the company has credited an amount of Rs.86,46,550/- (Previous Year: Rs. -33,78,739/- being difference between the Cost and Market value as on 31st March 2021 to the statement of Profit and Loss as Loss on current investment due to market fluctuations.

ICL FINCORP LIMITED

NOTES TO THE CONSOLIDATED FINANCIAL STATEMENTS FOR THE YEAR ENDED 31-MARCH-2021

(All amounts are in Indian Rupees unless otherwise stated)

12 Other Financial Asset

	As at 31-Mar-2021	As at 31-Mar-2020
Interest accrued on loan portfolio	15,03,30,758	12,13,52,785
Security deposits	3,83,52,647	3,22,99,572
Balance with Demat account(Kotak Securities)	2,13,161	1,32,649
Other Receivables	27,13,116	35,70,463
Total ₹	19,16,09,682	15,73,55,469

13 Current tax assets

	As at 31-Mar-2021	As at 31-Mar-2020
Advance Income Tax & Tax Deducted at Source	3,31,23,975	1,59,77,816
Total ₹	3,31,23,975	1,59,77,816

ICL FINCORP LIMITED**NOTES TO THE CONSOLIDATED FINANCIAL STATEMENTS FOR THE YEAR ENDED 31-MARCH-2021**

(All amounts are in Indian Rupees unless otherwise stated)

14 Property, Plant and Equipment (A)

	Land	Building	Electrical installations & Equipments	Furniture and fixtures	Office Equipments	Motor Vehicles	Computer and accessories	Total ₹
Cost or valuation								
At 1-Apr-2019	1,96,07,370	33,12,220	1,42,58,265	7,80,88,361	1,60,70,534	20,77,340	1,84,66,761	15,18,80,851
Additions	-	-	30,04,390	2,01,53,356	27,36,612	1,45,74,658	40,30,015	4,44,99,030
Disposals	-	-	-	-	-	-	-	-
Write off	-	-	-	-	-	-	-	-
As at 31-Mar-2020	1,96,07,370	33,12,220	1,72,62,654	9,82,41,716	1,88,07,146	1,66,51,998	2,24,96,776	19,63,79,880
Additions	-	-	19,49,008	2,61,26,256	1,34,69,780	-	31,93,556	4,47,38,601
Disposals	-	-	28,100	2,02,030	-	-	1,70,661	4,00,791
Write off	-	-	-	-	-	-	-	-
As at 31-Mar-2021	1,96,07,370	33,12,220	1,91,83,562	12,41,65,943	3,22,76,926	1,66,51,998	2,55,19,671	24,07,17,690
Depreciation								
At 1-Apr-2019	-	3,87,259	65,49,886	3,13,38,796	87,97,434	11,26,618	1,45,03,197	6,27,03,191
Charge for the year	-	1,42,446	24,17,381	1,42,61,921	38,95,524	25,85,298	36,58,169	2,69,60,739
Disposals	-	-	-	-	-	-	-	-
Write off	-	-	-	-	-	-	-	-
As at 31-Mar-2020	-	5,29,705	89,67,267	4,56,00,717	1,26,92,958	37,11,916	1,81,61,366	8,96,63,930
Charge for the period	-	1,35,138	22,74,790	1,46,12,573	43,87,291	40,30,115	30,25,178	2,84,65,085
Disposals	-	-	2,397	17,347	-	-	37,210	56,954
Write off	-	-	-	-	-	-	-	-
As at 31-Mar-2021	-	6,64,843	1,12,39,660	6,01,95,943	1,70,80,249	77,42,031	2,11,49,334	11,80,72,061
Net Block								
At 1-Apr-2019	1,96,07,370	29,24,961	77,08,379	4,67,49,564	72,73,100	9,50,722	39,63,564	8,91,77,660
As at 31-Mar-2020	1,96,07,370	27,82,515	82,95,387	5,26,40,999	61,14,188	1,29,40,082	43,35,410	10,67,15,951
As at 31-Mar-2021	1,96,07,370	26,47,377	79,43,902	6,39,69,999	1,51,96,677	89,09,967	43,70,337	12,26,45,629

ICL FINCORP LIMITED

NOTES TO THE CONSOLIDATED FINANCIAL STATEMENTS FOR THE YEAR ENDED 31-MARCH-2021

(All amounts are in Indian Rupees unless otherwise stated)

14(B) Right-of-Use Asset

	Total ₹
Building	
At 1-Apr-2019	5,70,39,587
Additions	4,14,82,492
Disposals	-
As at 31-Mar-2020	9,85,22,078
Additions	1,49,83,140
Disposals	-
As at 31-Mar-2021	11,35,05,219
Depreciation	
At 1-Apr-2019	2,15,48,951
Charge for the year	2,82,30,875
Disposals	-
As at 31-Mar-2020	4,97,79,826
Charge for the period	2,47,06,034
Disposals	-
As at 31-Mar-2021	7,44,85,860
Net Right-of-use asset	
At 1-Apr-2019	3,54,90,635
As at 31-Mar-2020	4,87,42,252
As at 31-Mar-2021	3,90,19,358
14(B) Lease Liability	
Balance at the beginning as on 01-04-2019	3,26,79,621
Additions	3,66,23,052
Finance cost accrued during the year	51,87,945
Deletions	-
Payment of lease liabilities	3,03,26,034
Balance at the end as on 31-3-2020	4,41,64,585
Additions	1,35,61,370
Finance cost accrued during the year	89,75,240
Deletions	5,14,301
Payment of lease liabilities	2,96,80,507
Balance at the end as on 31-3-2021	3,65,06,388
Particulars	As at 31-Mar-2021
Less than one year	1,88,83,615
One to five years	1,76,22,773
More than five years	-
Total ₹	3,65,06,388

ICL FINCORP LIMITED

NOTES TO THE CONSOLIDATED FINANCIAL STATEMENTS FOR THE YEAR ENDED 31-MARCH-2021

(All amounts are in Indian Rupees unless otherwise stated)

15 Other Intangible Assets

Computer Software	
Cost	
At 1-Apr-2019	13,65,000
Additions	20,23,376
Disposals	-
As at 31-Mar-2020	33,88,376
Additions	7,43,021
Disposals	-
As at 31-Mar-2021	41,31,397
Amortization	
At 1-Apr-2019	5,26,784
Charge for the year	4,77,027
Disposals	-
As at 31-Mar-2020	10,03,811
Charge for the period	4,39,115
Disposals	-
As at 31-Mar-2021	14,42,926
Net Block	
At 1-Apr-2019	8,38,216
As at 31-Mar-2020	23,84,565
As at 31-Mar-2021	26,88,471

#Management has not identified any intangible assets of less than six years useful life

16 Other Non-Financial Asset

	As at 31-Mar-2021	As at 31-Mar-2020
Prepaid Expenses	2,40,56,963	3,62,98,975
GST Receivables	1,32,86,648	78,74,578
Other Advances	5,67,18,865	2,84,14,716
Deferred Revenue Expenditure*	-	1,96,27,066
Balance with government authorities	1,69,77,624	1,67,97,624
Total ₹	11,10,40,100	10,90,12,959

*The outstanding balance of Deferred Revenue Expenditure represents advertisement amount spent during earlier years upto 31st March 2015 which is being amortized @ 25% per annum and expenditure related to balance period upto 31st March 2018 is amortised @20%. Accordingly a total amount of ₹1,96,27,066/- (P Y-₹ 1,61,27,991/-) is written off to the Statement of Profit and Loss during the period .

ICL FINCORP LIMITED

NOTES TO THE CONSOLIDATED FINANCIAL STATEMENTS FOR THE YEAR ENDED 31-MARCH-2021

(All amounts are in Indian Rupees unless otherwise stated)

17 Trade payables

	As at 31-Mar- 2021	As at 31-Mar- 2020
<i>Total outstanding dues of micro enterprises and small enterprises; and</i>	11,24,570	5,22,475
<i>Total outstanding dues of creditors other than micro enterprises and small enterprises.</i>	77,53,821	52,96,329
Total ₹	88,78,390	58,18,804

Disclosure:- Micro, Small and Medium Enterprises

	As at 31-Mar- 2021	As at 31-Mar- 2020
a) the principal amount and the interest due thereon (to be shown separately) remaining unpaid to any supplier at the end of each accounting year;	-	-
(b) the amount of interest paid by the buyer in terms of section 16 of the Micro, Small and Medium Enterprises Development Act, 2006, along with the amount of the payment made to the supplier beyond the appointed day during each accounting year;	Nil	Nil
(c) the amount of interest due and payable for the period of delay in making payment (which have been paid but beyond the appointed day during the year) but without adding the interest specified under the Micro, Small and Medium Enterprises Development Act, 2006;	Nil	Nil
(d) the amount of interest accrued and remaining unpaid at the end of each accounting year; and	Nil	Nil
(e) the amount of further interest remaining due and payable even in the succeeding years, until such date when the interest dues above are actually paid to the small enterprise, for the purpose of disallowance of a deductible expenditure under section 23 of the Micro, Small and Medium Enterprises Development Act, 2006.	Nil	Nil

Dues to Micro and Small Enterprises have been determined to the extent such parties have been identified on the basis of information collected by the Management.

ICL FINCORP LIMITED

NOTES TO THE CONSOLIDATED FINANCIAL STATEMENTS FOR THE YEAR ENDED 31-MARCH-2021

(All amounts are in Indian Rupees unless otherwise stated)

18 Debt Securities

	As at 31-Mar-2021	As at 31-Mar-2020
At Amortised Cost		
Privately placed redeemable non-convertible debentures (Secured)	2,17,27,67,000	1,69,71,95,000
Others - Non-convertible Debentures - Public issue(Secured)	-	-
Total (A)	2,17,27,67,000	1,69,71,95,000
Debt securities in India	2,17,27,67,000	1,69,71,95,000
Debt securities outside India	-	-
Total (B)	2,17,27,67,000	1,69,71,95,000

Nature of Security

Secured (first ranking) by a hypothecation of all loan receivables, advances, fixed assets and other unencumbered assets of the Company, both present and future. The immovable properties owned by the Managing Director, Director and shareholders, valued at ₹ 2.80 crores, ₹ 2.02 crores, ₹ 0.50 crores and ₹ 0.70 crores are also hypothecated as security. The Company has executed a separate deed of hypothecation in favour of Trustees for creation of this security.

Debentures are offered for a period of 13 months to 65 months.

ICL FINCORP LIMITED**NOTES TO THE CONSOLIDATED FINANCIAL STATEMENTS FOR THE YEAR ENDED 31-MARCH-2021**

(All amounts are in Indian Rupees unless otherwise stated)

18 Debt Securities (contd.)**A) Non Convertible Debentures (Secured)**

Non Convertible Debentures of ₹1,000/- each. Details of rate of interest and maturity pattern as on the date of the balance sheet is as under:

As at 31-Mar-2021

Redeemable at par within	Rate of interest											
	>= 10% < 12%			>= 12% < 14%			>= 14%			Total ₹		
	Number	Amount		Number	Amount		Number	Amount		Number	Amount	
Due within 1 year	73,751	7,37,51,000		5,48,011	54,80,11,000		27,135	2,71,35,000		6,48,897		64,88,97,000
Due within 1-2 years	13,867	1,38,67,000		7,01,495	70,14,95,000		23,864	2,38,64,000		7,39,226		73,92,26,000
Due within 2-3 years	-	-		4,84,124	48,41,24,000		-	-		4,84,124		48,41,24,000
Due within 3-4 years	-	-		83,659	8,36,59,000		-	-		83,659		8,36,59,000
Due within 4-5 years	-	-		1,38,576	13,85,76,000		-	-		1,38,576		13,85,76,000
Due within 5-6 years	-	-		78,285	7,82,85,000		-	-		78,285		7,82,85,000
Grand Total ₹	87,618	8,76,18,000		20,34,150	2,03,41,50,000		50,999	5,09,99,000		21,72,767		2,17,27,67,000

As at 31-Mar-2020

Redeemable at par within	Rate of interest											
	>= 10% < 12%			>= 12% < 14%			>= 14%			Total ₹		
	Number	Amount		Number	Amount		Number	Amount		Number	Amount	
Due within 1 year	47,671	4,76,71,000		6,55,356	65,53,56,000		7,348	73,48,000		7,10,375		71,03,75,000
Due within 1-2 years	7,009	70,09,000		3,32,254	33,22,54,000		28,504	2,85,04,000		3,67,767		36,77,67,000
Due within 2-3 years	-	-		3,34,933	33,49,33,000		28,881	2,88,81,000		3,63,814		36,38,14,000
Due within 3-4 years	-	-		96,395	9,63,95,000		-	-		96,395		9,63,95,000
Due within 4-5 years	-	-		86,134	8,61,34,000		-	-		86,134		8,61,34,000
Due within 5-6 years	-	-		72,710	7,27,10,000		-	-		72,710		7,27,10,000
Grand Total ₹	54,680	5,46,80,000		15,77,782	1,57,77,82,000		64,733	6,47,33,000		16,97,195		1,69,71,95,000

ICL FINCORP LIMITED
NOTES TO THE CONSOLIDATED FINANCIAL STATEMENTS FOR THE YEAR ENDED 31-MARCH-2021

(All amounts are in Indian Rupees unless otherwise stated)

18 Debt Securities (contd.)
D] Non Convertible Debentures of ₹1,000/- each - series-wise classification
As at 31-Mar-2021

Sl. No.	Date of Allotment	Outstanding	Interest Rate	Tenure(months)
1	15-04-2016	16,60,000	14.87%	62
2	30-04-2016	9,50,000	14.87%	62
3	02-05-2016	1,00,000	14.87%	62
4	15-05-2016	12,00,000	14.87%	62
5	31-05-2016	1,00,000	14.87%	62
6	15-06-2016	2,00,000	14.87%	62
7	30-06-2016	3,00,000	14.87%	62
8	15-07-2016	12,60,000	14.87%	62
9	31-07-2016	5,75,000	14.87%	62
10	31-08-2016	12,00,000	14.87%	62
11	15-09-2016	11,20,000	14.87%	62
12	30-09-2016	6,50,000	14.87%	62
13	15-10-2016	37,20,000	14.87%	62
14	31-10-2016	9,00,000	14.87%	62
15	15-11-2016	23,50,000	14.87%	62
16	30-11-2016	1,00,000	14.87%	62
17	15-12-2016	3,00,000	14.87%	62
18	31-12-2016	18,00,000	14.87%	62
19	15-01-2017	16,00,000	14.87%	62
20	31-01-2017	10,50,000	14.87%	62
21	15-02-2017	31,50,000	14.87%	62
22	28-02-2017	27,80,000	14.87%	62
23	15-03-2017	23,69,000	14.87%	62
24	31-03-2017	35,59,000	14.87%	62
25	15-04-2017	40,10,000	14.87%	62
26	30-04-2017	51,71,000	14.87%	62
27	15-05-2017	29,15,000	14.87%	62
28	31-05-2017	2,70,000	14.87%	62
29	15-06-2017	23,40,000	14.87%	62
30	30-06-2017	19,00,000	14.87%	62
31	15-07-2017	29,07,000	13.66%-14.87%	62-65
32	31-07-2017	30,04,000	13.66%	65
33	16-08-2017	42,50,000	13.66%	65
34	31-08-2017	23,94,000	13.66%	65
35	15-09-2017	18,85,000	13.66%	65
36	30-09-2017	24,60,000	13.66%	65
37	15-10-2017	75,55,000	13.66%	65
38	31-10-2017	75,15,000	13.66%	65

ICL FINCORP LIMITED

NOTES TO THE CONSOLIDATED FINANCIAL STATEMENTS FOR THE YEAR ENDED 31-MARCH-2021

(All amounts are in Indian Rupees unless otherwise stated)

18 Debt Securities (contd.)

DJ Non Convertible Debentures of ₹1,000/- each - series-wise classification

As at 31-Mar-2021

Sl. No.	Date of Allotment	Outstanding	Interest Rate	Tenure(months)
39	15-11-2017	17,25,000	13.66%	65
40	30-11-2017	31,20,000	13.66%	65
41	15-12-2017	35,03,000	13.66%	65
42	31-12-2017	23,75,000	13.66%	65
43	15-01-2018	34,20,000	13.66%	65
44	31-01-2018	27,60,000	13.66%	65
45	15-02-2018	26,00,000	13.66%	65
46	28-02-2018	43,03,000	13.66%	65
47	05-03-2018	2,20,000	13.66%	65
48	12-03-2018	53,60,000	13.66%	65
49	19-03-2018	23,75,000	13.66%	65
50	26-03-2018	13,50,000	13.66%	65
51	03-04-2018	40,50,000	13.66%	65
52	10-04-2018	16,55,000	13.66%	65
53	16-04-2018	14,80,000	13.66%	65
54	23-04-2018	9,50,000	13.66%	65
55	30-04-2018	9,80,000	13.66%	65
56	07-05-2018	15,00,000	13.66%	65
57	14-05-2018	10,00,000	13.66%	65
58	21-05-2018	22,00,000	13.66%	65
59	28-05-2018	16,25,000	13.66%	65
60	04-06-2018	37,42,000	13.66%	65
61	11-06-2018	6,00,000	13.66%	65
62	18-06-2018	41,00,000	13.66%	65
63	25-06-2018	36,50,000	13.66%	65
64	02-07-2018	10,81,000	13.66%	65
65	09-07-2018	4,00,000	13.66%	65
66	16-07-2018	8,25,000	13.66%	65
67	23-07-2018	22,00,000	13.66%	65
68	30-07-2018	22,24,000	13.66%	65
69	06-08-2018	19,95,000	13.66%	65
70	13-08-2018	40,81,000	13.66%	65
71	20-08-2018	31,74,000	13.66%	65
72	03-09-2018	37,25,000	13.66%	65
73	10-09-2018	48,00,000	13.66%	65
74	17-09-2018	9,15,000	13.66%	65
75	24-09-2018	1,50,000	13.66%	65
76	01-10-2018	25,92,000	13.66%	65

ICL FINCORP LIMITED

NOTES TO THE CONSOLIDATED FINANCIAL STATEMENTS FOR THE YEAR ENDED 31-MARCH-2021

(All amounts are in Indian Rupees unless otherwise stated)

18 Debt Securities (contd.)

D] Non Convertible Debentures of ₹1,000/- each - series-wise classification

As at 31-Mar-2021

Sl. No.	Date of Allotment	Outstanding	Interest Rate	Tenure(months)
77	07-11-2018	50,00,000	13.66%	65
78	07-12-2018	76,60,000	13.66%	65
79	07-01-2019	58,15,000	13.66%	65
80	07-02-2019	2,11,60,000	12.25%-13.66%	36-65
81	07-03-2019	2,55,27,000	12.25%-13.66%	36-65
82	12-04-2019	5,15,59,000	12%-13.66%	24-65
83	07-05-2019	3,84,43,000	12%-13.66%	24-65
84	07-06-2019	4,97,74,000	12%-13.66%	24-65
85	08-07-2019	3,84,38,000	12%-13.66%	24-65
86	07-08-2019	4,36,50,000	12%-13.66%	24-65
87	07-09-2019	5,23,39,000	12%-13.66%	24-65
88	09-10-2019	5,10,41,000	12%-13.66%	24-65
89	07-11-2019	6,57,21,000	12%-13.66%	24-65
90	19-12-2019	11,79,57,000	12%-13.66%	24-65
91	13-01-2020	5,69,10,000	12%-13.66%	24-65
92	18-02-2020	4,97,46,000	12%-13.66%	24-65
93	18-03-2020	9,67,90,000	11.5%-13.66%	13-65
94	17-04-2020	2,80,71,000	11.5%-13.66%	13-65
95	12-05-2020	7,88,30,000	11.5%-13.66%	13-65
96	13-06-2020	4,88,32,000	11.5%-13.66%	13-65
97	30-06-2020	6,31,98,000	11.5%-13.66%	13-65
98	14-07-2020	11,24,23,000	11.5%-13.66%	13-65
99	11-08-2020	5,83,95,000	11.5%-13.66%	13-65
100	27-08-2020	11,44,11,000	11.5%-13.66%	13-65
101	12-09-2020	5,33,25,000	11.5%-13.66%	13-65
102	29-09-2020	4,94,72,000	11.5%-13.66%	13-65
103	13-10-2020	4,83,81,000	11.5%-13.66%	13-65
104	02-11-2020	6,22,00,000	11.5%-13.66%	13-65
105	18-11-2020	5,49,11,000	11.5%-13.66%	13-65
106	05-12-2020	5,10,90,000	11.5%-13.66%	13-65
107	21-12-2020	6,01,69,000	11.5%-13.66%	13-65
108	07-01-2021	4,92,45,000	11.5%-13.66%	13-65
109	27-01-2021	5,21,25,000	11.5%-13.66%	13-65
110	09-02-2021	5,69,17,000	11.5%-13.66%	13-65
111	23-02-2021	5,35,75,000	11.5%-13.66%	13-65
112	09-03-2021	5,05,03,000	11.5%-13.66%	13-65
113	25-03-2021	6,80,50,000	11.5%-13.66%	13-65
114	30-03-2021	1,07,40,000	11.5%-13.66%	13-65
Total ₹		2,17,27,67,000		

ICL FINCORP LIMITED

NOTES TO THE CONSOLIDATED FINANCIAL STATEMENTS FOR THE YEAR ENDED 31-MARCH-2021

(All amounts are in Indian Rupees unless otherwise stated)

18 Debt Securities (contd.)

D] Non Convertible Debentures of ₹1,000/- each - series-wise classification

As at 31-Mar-2020

Sl. No.	Date of Allotment	Outstanding	Interest Rate	Tenure(months)
1	09-06-2015	2,00,000	14.50%	58
2	24-06-2015	5,00,000	14.50%	58
3	15-08-2015	50,000	14.50%	58
4	17-08-2015	1,00,000	14.50%	58
5	30-08-2015	2,00,000	14.50%	58
6	12-09-2015	3,00,000	14.50%	58
7	30-09-2015	10,00,000	14.50%	58
8	15-10-2015	7,50,000	14.50%	58
9	15-11-2015	1,55,000	14.50%	58
10	30-11-2015	2,93,000	14.50%	58
11	15-12-2015	11,00,000	14.50%	58
12	30-01-2016	8,00,000	14.50%	58
13	15-02-2016	13,00,000	14.50%	58
14	15-04-2016	21,60,000	14.5-14.87%	58-60
15	30-04-2016	9,50,000	14.87%	60
16	02-05-2016	1,00,000	14.87%	60
17	15-05-2016	16,00,000	14.87%	60
18	31-05-2016	1,00,000	14.87%	60
19	15-06-2016	2,00,000	14.87%	60
20	30-06-2016	3,00,000	14.87%	60
21	15-07-2016	17,25,000	14.87%	60
22	28-07-2016	1,00,000	14.50%	58
23	31-07-2016	5,75,000	14.87%	60
24	31-08-2016	12,00,000	14.87%	60
25	15-09-2016	13,20,000	14.87%	60
26	30-09-2016	6,50,000	14.87%	60
27	15-10-2016	37,20,000	14.87%	60
28	31-10-2016	9,00,000	14.87%	60
29	15-11-2016	23,50,000	14.87%	60
30	30-11-2016	1,00,000	14.87%	60
31	15-12-2016	3,00,000	14.87%	60
32	31-12-2016	18,00,000	14.87%	60
33	15-01-2017	16,00,000	14.87%	60
34	31-01-2017	10,50,000	14.87%	60
35	15-02-2017	34,54,000	14.87%	60
36	28-02-2017	27,80,000	14.87%	60
37	15-03-2017	23,69,000	14.87%	60-62
38	31-03-2017	36,59,000	14.87%	62

ICL FINCORP LIMITED

NOTES TO THE CONSOLIDATED FINANCIAL STATEMENTS FOR THE YEAR ENDED 31-MARCH-2021

(All amounts are in Indian Rupees unless otherwise stated)

18 Debt Securities (contd.)

D] Non Convertible Debentures of ₹1,000/- each - series-wise classification

As at 31-Mar-2020

Sl. No.	Date of Allotment	Outstanding	Interest Rate	Tenure(months)
39	15-04-2017	40,10,000	14.87%	62
40	30-04-2017	51,71,000	14.87%	62
41	15-05-2017	70,20,000	14.87%	62
42	31-05-2017	2,70,000	14.87%	62
43	15-06-2017	27,40,000	14.87%	62
44	30-06-2017	23,12,000	14.87%	62
45	15-07-2017	29,07,000	13.66-14.87%	62-65
46	31-07-2017	30,04,000	13.66%	65
47	16-08-2017	44,50,000	13.66%	65
48	31-08-2017	23,94,000	13.66%	65
49	15-09-2017	18,85,000	13.66%	65
50	30-09-2017	24,60,000	13.66%	65
51	15-10-2017	79,45,000	13.66%	65
52	31-10-2017	75,15,000	13.66%	65
53	15-11-2017	17,25,000	13.66%	65
54	30-11-2017	34,10,000	13.66%	65
55	15-12-2017	35,03,000	13.66%	65
56	31-12-2017	23,75,000	13.66%	65
57	15-01-2018	39,20,000	13.66%	65
58	31-01-2018	27,60,000	13.66%	65
59	15-02-2018	26,00,000	13.66%	65
60	28-02-2018	43,03,000	13.66%	65
61	05-03-2018	6,20,000	12.5-13.66%	24-65
62	12-03-2018	53,90,000	12.5-13.66%	24-65
63	19-03-2018	25,75,000	12.5-13.66%	24-65
64	26-03-2018	19,10,000	12-13.66%	24-65
65	03-04-2018	2,05,99,000	12-13.66%	24-65
66	10-04-2018	1,98,13,000	12-13.66%	24-65
67	16-04-2018	1,03,04,000	12-13.66%	24-65
68	23-04-2018	1,95,12,000	12-13.66%	24-65
69	30-04-2018	85,70,000	12-13.66%	24-65
70	07-05-2018	1,57,80,000	12-13.66%	24-65
71	14-05-2018	1,38,25,000	12-13.66%	24-65
72	21-05-2018	1,87,65,000	12-13.66%	24-65
73	28-05-2018	80,75,000	12-13.66%	24-65
74	04-06-2018	94,12,000	12-13.66%	24-65
75	11-06-2018	92,62,000	12-13.66%	24-65
76	18-06-2018	98,80,000	12-13.66%	24-65

ICL FINCORP LIMITED

NOTES TO THE CONSOLIDATED FINANCIAL STATEMENTS FOR THE YEAR ENDED 31-MARCH-2021

(All amounts are in Indian Rupees unless otherwise stated)

18 Debt Securities (contd.)

DJ Non Convertible Debentures of ₹1,000/- each - series-wise classification

As at 31-Mar-2020

Sl. No.	Date of Allotment	Outstanding	Interest Rate	Tenure(months)
77	25-06-2018	1,89,27,000	12-13.66%	24-65
78	02-07-2018	2,66,88,000	12-13.66%	24-65
79	09-07-2018	1,19,15,000	12-13.66%	24-65
80	16-07-2018	1,00,39,000	12-13.66%	24-65
81	23-07-2018	1,93,26,000	12-13.66%	24-65
82	30-07-2018	1,22,85,000	12-13.66%	24-65
83	06-08-2018	1,53,39,000	12-13.66%	24-65
84	13-08-2018	1,65,81,000	12-13.66%	24-65
85	20-08-2018	82,59,000	12-13.66%	24-65
86	27-08-2018	35,00,000	12-13%	24-65
87	03-09-2018	1,57,38,000	12-13.66%	24-65
88	10-09-2018	1,55,20,000	12-13.66%	24-65
89	17-09-2018	1,15,40,000	12-13.66%	24-65
90	24-09-2018	63,51,000	12-13.66%	24-65
91	01-10-2018	1,62,30,000	12-13.66%	24-65
92	07-11-2018	4,11,19,000	12-13.66%	24-65
93	07-12-2018	4,99,36,000	12-13.66%	24-65
94	07-01-2019	3,76,88,000	12-13.66%	24-65
95	07-02-2019	4,74,03,000	12-13.66%	24-65
96	07-03-2019	5,64,10,000	11.5-13.66%	13-65
97	12-04-2019	7,94,65,000	11.5-13.66%	13-65
98	07-05-2019	5,46,16,000	11.5-13.66%	13-65
99	07-06-2019	7,23,04,000	11.5-13.66%	13-65
100	08-07-2019	6,09,43,000	11.5-13.66%	13-65
101	07-08-2019	6,50,97,000	11.5-13.66%	13-65
102	07-09-2019	7,97,03,000	11.5-13.66%	13-65
103	09-10-2019	6,60,59,000	11.5-13.66%	13-65
104	07-11-2019	9,61,96,000	11.5-13.66%	13-65
105	19-12-2019	14,38,12,000	11.5-13.66%	13-65
106	13-01-2020	7,16,28,000	11.5-13.66%	13-65
107	18-02-2020	7,49,97,000	11.5-13.66%	13-65
108	18-03-2020	9,79,90,000	11.5-13.66%	13-65
Total ₹		1,69,83,85,000		

ICL FINCORP LIMITED
NOTES TO THE CONSOLIDATED FINANCIAL STATEMENTS FOR THE YEAR ENDED 31-MARCH-2021

(All amounts are in Indian Rupees unless otherwise stated)

19 Borrowings (Other than Debt Securities)

	As at 31-Mar-2021	As at 31-Mar-2020
Term Loan		
Vehicle Loan- HDFC Bank	3,44,409	6,72,237
Vehicle Loan- Axis Bank	94,00,664	1,08,53,331
Cash Credit	-	-
Loan against deposit	-	-
Loan From Related Parties		
Loan from Directors	13,08,400	31,17,188
Total ₹	1,10,53,473	1,46,42,756
Borrowings in India	1,10,53,473	1,46,42,756
Borrowings outside India	-	-
Total ₹	1,10,53,473	1,46,42,756

A) Terms and Conditions of borrowings

Name of the financial Institution	Security	Nature of Loan	Interest Rate	Other Terms
HDFC Bank Limited	Vehicle - Maruti Wagon R	Auto Loan	10.70%	Margin -20%
HDFC Bank Limited	Vehicle - Mahindra Xylo	Auto Loan	10.51%	Margin -17%
Axis Bank Limited	Vehicle - BMW	Auto Loan	8.73%	Margin -14%
K.G Anilkumar	Nil	Loan from Directors	Nil	Nil
Umadevi Anilkumar	Nil	Loan from Directors	Nil	Nil

ICL FINCORP LIMITED

NOTES TO THE CONSOLIDATED FINANCIAL STATEMENTS FOR THE YEAR ENDED 31-MARCH-2021

(All amounts are in Indian Rupees unless otherwise stated)

19 Borrowings (Other than Debt Securities)

Term Loan- Vehicle loans (Secured)

Details of rate of interest and maturity pattern as on the date of the balance sheet is as under:

31-Mar-21

Repayable within	Rate of Interest			Total₹
	10.51%	10.70%	8.73%	
Due Within 1 year	2,58,527	16,874	14,10,460	16,85,861
Due Within 1-2 year	69,008	-	15,38,640	16,07,648
Due Within 2-3 year	-	-	16,78,473	16,78,473
Due Within 3-4 year	-	-	18,31,011	18,31,011
Due Within 4-5 year	-	-	19,97,411	19,97,411
Due Within 5-6 year	-	-	9,44,669	9,44,669
Grand Total₹	3,27,535	16,874	94,00,664	97,45,073

31-Mar-20

Repayable within	Rate of Interest			Total₹
	10.51%	10.70%	8.73%	
Due Within 1 year	2,32,640	95,190	12,78,442	16,06,272
Due Within 1-2 year	2,58,527	16,873	13,94,627	16,70,027
Due Within 2-3 year	69,008	-	15,21,370	15,90,378
Due Within 3-4 year	-	-	16,59,631	16,59,631
Due Within 4-5 year	-	-	18,10,457	18,10,457
Due Within 5-6 year	-	-	19,74,989	19,74,989
Due Within 6-7 year	-	-	12,13,815	12,13,815
Grand Total₹	5,60,174	1,12,063	1,08,53,331	1,15,25,568

20 Subordinate Liabilities

	As at 31-Mar-2021	As at 31-Mar-2020
At Amortised Cost		
Subordinated debt from Others	36,01,02,000	40,86,60,000
Preference shares#	1,98,00,000	-
Total ₹	37,99,02,000	40,86,60,000
Borrowings in India	37,99,02,000	40,86,60,000
Borrowings outside India	-	-
Total ₹	37,99,02,000	40,86,60,000

#15% Redeemable Non - Convertible Cumulative Preference Shares of face value of Rs.100/- paid up each.

ICL FINCORP LIMITED
NOTES TO THE CONSOLIDATED FINANCIAL STATEMENTS FOR THE YEAR ENDED 31-MARCH-2021

(All amounts are in Indian Rupees unless otherwise stated)

20 Subordinate Liabilities (contd.)
B] Subordinated Debts from Others(Unsecured)

Subordinated debts have a face value of ₹ 1,000/- each. Details of rate of interest and maturity pattern as on the date of the balance sheet is as under:

As at 31-Mar-2021

Redeemable at par within	Rate of Interest					
	≥ 12% < 14%		≥ 14%		Total₹	
	Number	Amount	Number	Amount	Number	Amount
Due within 1 year	44,828	4,48,28,000	38,584	3,85,84,000	83,412	8,34,12,000
Due within 1- 2 years	21,927	2,19,27,000	13,968	1,39,68,000	35,895	3,58,95,000
Due within 2-3 years	-	-	-	-	-	-
Due within 3-4 years	82,500	8,25,00,000	1,07,260	10,72,60,000	1,89,760	18,97,60,000
Due within 4-5 years	31,080	3,10,80,000	19,955	1,99,55,000	51,035	5,10,35,000
Grand Total₹	1,80,335	18,03,35,000	1,79,767	17,97,67,000	3,60,102	36,01,02,000

As at 31-Mar-2020

Redeemable at par within	Rate of Interest					
	≥ 12% < 14%		≥ 14%		Total₹	
	Number	Amount	Number	Amount	Number	Amount
Due within 1 year	84,534	8,45,34,000	14,859	1,48,59,000	99,393	9,93,93,000
Due within 1- 2 years	45,028	4,50,28,000	38,584	3,85,84,000	83,612	8,36,12,000
Due within 2-3 years	21,927	2,19,27,000	13,968	1,39,68,000	35,895	3,58,95,000
Due within 3-4 years	-	-	-	-	-	-
Due within 4-5 years	82,500	8,25,00,000	1,07,260	10,72,60,000	1,89,760	18,97,60,000
Grand Total₹	2,33,989	23,39,89,000	1,74,671	17,46,71,000	4,08,660	40,86,60,000

ICL FINCORP LIMITED

NOTES TO THE CONSOLIDATED FINANCIAL STATEMENTS FOR THE YEAR ENDED 31-MARCH-2021

(All amounts are in Indian Rupees unless otherwise stated)

21 Other financial liabilities

	As at 31-Mar-2021	As at 31-Mar-2020
Interest accrued on borrowings	23,98,22,307	19,36,86,241
Unclaimed dividend*	1,55,364	1,55,364
Unpaid matured debentures and interest accrued thereon;	49,25,006	41,41,464
Unpaid matured Subordinated Debts and interest accrued thereon;	3,78,40,342	-
Earnest Money Deposit	-	13,53,000
Debenture Application money	-	10,00,000
Application money against Subordinate Debts	-	11,00,000
Application money received for allotment of shares to the extent refundable	-	5,90,000
Employee related payables	1,90,56,868	1,60,02,011
Others	22,88,898	16,78,786
Total ₹	30,40,88,785	21,97,06,867

*Amount to be credited to Investor Education and Protection Fund towards unpaid dividends

46,335

-

22 Provisions

	As at 31-Mar-2021	As at 31-Mar-2020
Employee Benefits		
- Gratuity	86,60,855	42,92,365
Provisions for taxation	2,64,33,321	1,79,90,660
Provision for CSR Expenditure	10,50,196	-
Provision for dividend on preference shares	1,80,403	-
Total ₹	3,63,24,775	2,22,83,025

23 Other non-financial liabilities

	As at 31-Mar-2021	As at 31-Mar-2020
Statutory dues payable	79,95,050	63,87,001
Other liabilities	28,72,896	35,33,713
Total ₹	1,08,67,946	99,20,714

ICL FINCORP LIMITED

NOTES TO THE CONSOLIDATED FINANCIAL STATEMENTS FOR THE YEAR ENDED 31-MARCH-2021

(All amounts are in Indian Rupees unless otherwise stated)

24 Equity Share capital

The reconciliation of equity shares outstanding at the beginning and at the end of the period

	As at 31-Mar-2021	As at 31-Mar-2020
Authorized shares		
10,00,00,000 (31-Mar-2020 : 6,00,00,000) Equity shares of ₹10/- each	1,00,00,00,000	60,00,00,000
20,00,000 (31-Mar-2020 : Nil) Preference shares of ₹100/- each	20,00,00,000	-
	1,20,00,00,000	60,00,00,000
Issued, subscribed and fully paid-up shares		
4,43,34,952 (31-Mar-2020 : 4,43,34,952) Equity shares of ₹10/- each	44,33,49,520	44,33,49,520
Total₹	44,33,49,520	44,33,49,520

During the year the Company has issued 15% Redeemable Non-Convertible Preference shares of face value ₹ 100 paid up each , which is disclosed in Note no 20 under subordinate liabilities.

a. Terms/rights attached to equity shares

The company has only one class of equity shares having a par value of ₹10 per share. Each holder of equity shares is entitled to one vote per share. In the event of liquidation of the company, the holders of equity shares will be entitled to receive remaining assets of the company, after distribution of all preferential amounts. The distribution will be in proportion to the number of equity shares held by the shareholders.

b. Details of shareholders holding more than 5% shares in the company

	As at 31-Mar-2021		As at 31-Mar-2020	
	Number	% holding in the class	Number	% holding in the class
Shares of ₹10 each fully paid				
K G Anilkumar	1,44,60,320	32.62%	1,28,75,300	29.04%
Umadevi Anilkumar	41,01,799	9.25%	40,99,799	9.25%

(As per records of the Company, including its Register of share holders/members and other declarations received from share holders regarding beneficial interest, the above shareholding represents both legal and beneficial ownerships of shares.)

c. Reconciliation of the shares outstanding at the beginning and at the end of the reporting period

	As at 31-Mar-2021		As at 31-Mar-2020	
	Number	Amount	Number	Amount
Equity Shares				
At the beginning of the year	4,43,34,952	44,33,49,520	3,59,32,924	35,93,29,240
Issued during the period	-	-	84,02,028	8,40,20,280
Outstanding at the end of the period	4,43,34,952	44,33,49,520	4,43,34,952	44,33,49,520

ICL FINCORP LIMITED

NOTES TO THE CONSOLIDATED FINANCIAL STATEMENTS FOR THE YEAR ENDED 31-MARCH-2021

(All amounts are in Indian Rupees unless otherwise stated)

25 Other Equity

	As at 31-Mar-2021	As at 31-Mar-2020
Statutory Reserves		
Balance as per the last financial statements	50,41,973	36,41,973
Add: Transferred from statement of Profit and loss account	70,00,000	14,00,000
Closing Balance	1,20,41,973	50,41,973
Impairment Reserves		
Balance as per the last financial statements	45,74,748	37,17,649
Add: Transferred from statement of Profit and loss account	5,45,458	8,57,099
Closing Balance	51,20,206	45,74,748
Securities Premium Reserves		
Balance as per the last financial statements	24,33,76,875	15,93,56,595
Add: Additions during the period	-	8,40,20,280
Closing Balance	24,33,76,875	24,33,76,875
Surplus/(deficit) in the statement of profit and loss		
Balance as per last financial statements	54,63,016	23,16,551
Add: Other Net additions		8,72,059
Profit/(loss) during the period	2,46,56,296	45,31,505
Less: Transferred to Statutory Reserve	70,00,000	14,00,000
Provision for dividend on Preference Share	1,80,403	-
Add/Less: Adjustments - Impairment Reserve	5,45,458	8,57,099
Net surplus in the statement of profit and loss	2,23,93,451	54,63,016
Other Comprehensive Income		
Balance as per last financial statements	6,01,707	82,652
Add: Additions during the period	(11,46,120)	5,19,055
Net surplus in the statement of profit and loss	(5,44,413)	6,01,707
Total ₹	28,23,88,092	25,90,58,319

Nature and purpose of Reserves

Statutory reserve (Statutory Reserve pursuant to Section 45-IC of The RBI Act, 1934): Section 45IC of Reserve Bank of India Act, 1934 ("RBI Act, 1934") defines that every non banking finance institution which is a Company shall create a reserve fund and transfer therein a sum not less than twenty percent of its net profit every year as disclosed in the statement of profit and loss before any dividend is declared.

The Company has transferred an amount of ₹ 70,00,000 (Previous year Rs14,00,000) to Statutory reserve pursuant to Section 45-IC of RBI Act, 1934

Impairment reserve: Where impairment allowance under Ind AS 109 is lower than the provisioning required under IRACP(including standard asset provisioning),the differential amount is transferred to impairment reserve. The balance in the impairment reserves shall not be reckoned for regulatory capital

Securities premium: Securities premium reserve is used to record the premium on issue of shares. The reserve can be utilised only for limited purposes such as issuance of bonus shares in accordance with the provisions of the Companies Act, 2013.

Other comprehensive income: Other items of other comprehensive income consist of remeasurement of net defined benefit liability/asset.

ICL FINCORP LIMITED

NOTES TO THE CONSOLIDATED FINANCIAL STATEMENTS FOR THE YEAR ENDED 31-MARCH-2021

(All amounts are in Indian Rupees unless otherwise stated)

26 Revenue from operations

I) Interest Income

	For the year ended 31-Mar- 2021	For the year ended 31-Mar- 2020
On Financial Assets measured at Amortised cost		
Interest on Loans	73,80,58,699	56,76,30,685
Interest on Fixed deposit	32,74,640	1,00,49,086
Total ₹	74,13,33,339	57,76,79,771

II) Revenue from other Financial Services

	For the year ended 31-Mar- 2021	For the year ended 31-Mar- 2020
Income From Money Transfer	16,242	92,732
Fees and Service Charges Received	46,27,736	5,91,377
Total ₹	46,43,978	6,84,108

27 Other income

	For the year ended 31-Mar- 2021	For the year ended 31-Mar- 2020
Miscellaneous income	39,75,920	1,69,234
Interest On Rent Deposit	28,91,967	-
Dividend on Investments	5,98,635	8,12,427
Net Gain/(Loss) on sale of investments	14,01,341	4,93,677
Gain on current investment due to market fluctuation	86,46,550	-
Total ₹	1,75,14,413	14,75,338

28 Finance costs

	For the year ended 31-Mar- 2021	For the year ended 31-Mar- 2020
On Financial Assets measured at Amortised cost:		
Interest on Debentures	24,70,08,454	20,07,04,988
Interest on Subordinated Debts	6,41,15,089	4,81,86,114
Interest on Bank Borrowings	-	16,47,718
Interest on Lease Liability	89,48,860	51,87,945
Interest On Vehicle Loan	9,48,436	4,83,430
Other Interest expense:		
Interest on short fall in payment of advance Income Tax	-	5,87,502
Interest on others	42,310	-
Total ₹	32,10,63,149	25,67,97,698

29 Impairment of Financial Instruments

	For the year ended 31-Mar- 2021	For the year ended 31-Mar- 2020
On financial liabilities measured at amortised cost:		
Loans Assets	47,14,738	(42,36,958)
Total ₹	47,14,738	(42,36,958)

ICL FINCORP LIMITED

NOTES TO THE CONSOLIDATED FINANCIAL STATEMENTS FOR THE YEAR ENDED 31-MARCH-2021

(All amounts are in Indian Rupees unless otherwise stated)

30 Employee benefits expense

	For the year ended 31-Mar- 2021	For the year ended 31-Mar- 2020
Salaries & Wages	16,52,45,629	13,98,88,427
Contribution to provident and other fund	1,38,25,535	1,23,94,024
Staff Welfare Expenses	8,96,660	4,22,514
Total ₹	17,99,67,824	15,27,04,965

31 Depreciation and amortization expense

	For the year ended 31-Mar- 2021	For the year ended 31-Mar- 2020
Depreciation of tangible assets	2,84,08,131	2,70,74,645
Depreciation of right-of- use asset	2,47,06,034	2,82,30,875
Amortization of intangible assets	4,39,115	3,63,121
Total ₹	5,35,53,280	5,56,68,641

32 Other expenses

	For the year ended 31-Mar- 2021	For the year ended 31-Mar- 2020
Advertising and sales promotion	3,98,33,583	2,29,41,864
Bank charges	17,56,587	15,79,759
Bad Debt	2,31,84,729	2,10,256
CSR Expenditure (Refer details below)	10,50,196	6,45,302
Deferred Revenue Expenditure Written Off	1,96,27,066	1,61,27,991
Director's sitting fees	1,19,900	5,69,200
Donation	6,13,357	20,25,190
Insurance	19,04,027	12,58,824
Miscellaneous expenses	3,54,008	50,962
Office Expenses	69,10,299	49,85,595
Payment to auditor (Refer details below)	11,35,650	9,25,390
Postage and Telephone	52,89,423	61,46,575
Printing and stationery	24,50,707	18,63,849
Professional Charges	1,60,03,976	1,82,31,454
Rent	1,01,41,515	43,01,112
Repairs and maintenance	87,06,266	54,82,811
Security charges	97,14,780	80,46,447
Tax and fee	71,11,564	29,17,902
Travelling and boarding	10,33,113	20,12,178
Water & Electricity	50,49,166	56,41,043
Loss on current investment due to market fluctuation	-	51,75,733
Total ₹	16,19,89,914	11,11,39,435

ICL FINCORP LIMITED**NOTES TO THE CONSOLIDATED FINANCIAL STATEMENTS FOR THE YEAR ENDED 31-MARCH-2021**

(All amounts are in Indian Rupees unless otherwise stated)

33 Income Tax

The components of income tax expense for the year ended 31 March 2021 and year ended 31 March 2020 are:

	For the year ended 31-Mar-2021	For the year ended 31-Mar-2020
Current tax	1,50,14,536	53,64,448
Adjustment in respect of current income tax of prior years	(28,536)	(2,47,410)
Deferred tax relating to origination and reversal of temporary differences	(7,36,974)	(18,83,106)
Total tax charge	1,42,49,026	32,33,932
Current tax	1,49,86,000	51,17,038
Deferred tax	(7,36,974)	(18,83,106)

Reconciliation of Income tax expense:

	For the year ended 31-Mar-2021	For the year ended 31-Mar-2020
Accounting profit before tax as per Ind AS	4,22,02,825	77,65,436
Add/(Less) : Ind AS Adjustments on PBT	-	-
Accounting profit before tax for IT Computation	4,22,02,825	77,65,436
Allowances / Disallowances and other adjustments (Net)	1,64,20,075	1,22,43,370
Adjusted profit / (Loss) before tax for Income Tax	5,86,22,900	2,00,08,806

Current Tax as per Books

Tax at Normal Rate	1,46,79,686	52,91,793
Tax at Special Rate (Short Term Capital Gain Effective rate of 17.16%, March 2020: 17.16%, Long Term Capital Gain Effective rate of 22.56%, March 2020: 22.56%)	3,34,853	72,655
Adjustment of prior year tax and MAT Credit	(28,536)	(2,47,410)
Total Tax as given in Books	1,49,86,000	51,17,038
	1,50,14,536	53,64,448

For ICL Fincorp Limited-All India Statutory income tax rate of 25.17%, March 2020: 25.17%)

For Salem Erode Investments Limited -All India Statutory income tax rate of 26%, March 2020: 26%)

ICL FINCORP LIMITED**NOTES TO THE CONSOLIDATED FINANCIAL STATEMENTS FOR THE YEAR ENDED 31-MARCH-2021**

(All amounts are in Indian Rupees unless otherwise stated)

Deferred Tax

The following table shows deferred tax recorded in the balance sheet and changes recorded in the Income tax expense:

	Deferred Tax Assets		Deferred Tax Liabilities		Income Statement		OCI		Others	
	31-Mar-21	31-Mar-21	31-Mar-21	2020-21	2020-21	2020-21	2020-21	2020-21	2020-21	2020-21
MAT Credit Entitlement	2,02,50,267	-	-	(1,42,104)	-	-	-	-	-	-
Depreciation	88,35,006	49,862	49,862	23,57,934	23,57,934	-	-	-	-	-
Impairment allowance for financial assets	2,08,085	23,66,987	23,66,987	(25,08,002)	(25,08,002)	-	-	-	-	-
Remeasurement gain/ (loss) on defined benefit plan	4,45,378	-	-	-	-	6,23,500	-	-	-	-
Provisions	21,73,981	-	-	10,93,679	10,93,679	-	-	-	-	-
Financial assets measured at amortised cost	-	-	-	(1,91,418)	(1,91,418)	-	-	-	-	-
Other temporary differences	75,504	4,455	4,455	(15,218)	(15,218)	-	-	-	-	-
Total₹	3,19,88,221	24,21,304	24,21,304	5,94,871	5,94,871	6,23,500	-	-	-	-

Net Deferred tax liabilities as at 31 March, 2021

	Deferred Tax Assets		Deferred Tax Liabilities		Income Statement		OCI		Others	
	31-Mar-20	31-Mar-20	31-Mar-20	2019-2020	2019-2020	2019-2020	2019-2020	2019-2020	2019-2020	2019-2020
MAT Credit Entitlement	2,03,92,371	-	-	-	-	-	-	-	-	-
Depreciation	64,27,210	-	-	6,85,109	6,85,109	-	-	-	-	-
Impairment allowance for financial assets	7,15,844	3,66,744	3,66,744	12,74,170	12,74,170	-	-	-	-	-
Remeasurement gain/ (loss) on defined benefit plan	-	1,78,122	1,78,122	-	-	(1,66,030)	-	-	-	-
Provisions	10,80,302	-	-	3,91,690	3,91,690	-	-	-	-	-
Financial assets measured at amortised cost	1,91,418	-	-	(49,138)	(49,138)	-	-	-	-	-
Other temporary differences	86,267	-	-	35,920	35,920	-	-	-	-	-
Total₹	2,88,93,412	5,44,866	5,44,866	23,37,751	23,37,751	(1,66,030)	-	-	-	-

Net Deferred tax liabilities as at 31 March, 2020**2,83,48,546**

ICL FINCORP LIMITED

NOTES TO THE CONSOLIDATED FINANCIAL STATEMENTS FOR THE YEAR ENDED 31-MARCH-2021

(All amounts are in Indian Rupees unless otherwise stated)

34. Earnings per equity share

The following reflects the profit and share data used in the basic and diluted EPS computations:

	For the year ended 31-Mar-2021	For the year ended 31-Mar-2020
Profit/(loss) after tax	2,79,53,799	45,31,505
Less : Dividends on convertible preference shares & tax thereon	-	-
Net profit/(loss) for calculation of basic EPS	2,79,53,799	45,31,505
Net profit as above	2,79,53,799	45,31,505
Add : dividends on convertible preference shares & tax thereon	-	-
Add : interest on bonds convertible into equity shares (net of tax)	-	-
Net profit/(loss) for calculation of diluted EPS (A)	2,79,53,799	45,31,505
Weighted average number of equity shares in calculating basic EPS (B)	4,43,34,952	3,84,49,965
Effect of dilution:		
Convertible preference shares	-	-
Weighted average number of equity shares in calculating diluted EPS (C)	4,43,34,952	3,84,49,965
Earnings Per Share (A/B) (Basic)	0.63	0.12
Earnings Per Share (A/C) (Diluted)	0.63	0.12
Par value per share	10.00	10.00

ICL FINCORP LIMITED

NOTES TO THE CONSOLIDATED FINANCIAL STATEMENTS FOR THE YEAR ENDED 31-MARCH-2021

(All amounts are in Indian Rupees unless otherwise stated)

35 Retirement Benefit Plan

Defined Contribution Plan

The Company makes Provident Fund and Employee State Insurance Scheme contributions which are defined contribution plans, for qualifying employees. Under the Schemes, the Company is required to contribute a specified percentage of the payroll costs to fund the benefits. The Company recognized ₹101,76,578/- (Previous Year: ₹86,76,508/-) for Provident Fund contributions and ₹36,48,957/- (Previous Year: ₹37,17,516/-) for Employee State Insurance Scheme contributions in the Statement of Profit and Loss. The contributions payable to these plans by the Company are at rates specified in the rules of the Schemes.

Defined Benefit Plan

The Company has a defined benefit gratuity plan. Every employee who has completed five years or more of service gets a gratuity on departure at 15 days salary (last drawn salary) for each completed year of service.

i) Gratuity

<i>Actuarial assumptions</i>	<i>ICL FINCORP LIMITED</i>	<i>SALEM ERODE INVESTMENTS LIMITED</i>
Mortality table	IALM 2012-14 Ult	IALM 2012-14 Ult
Normal retirement Age (years)	65 Years	65 Years
Employee Turnover	21% p.a upto age 50 thereafter 3%	21% p.a upto age 50 thereafter 3%
Discount rate	6.0%	6.6%
Basic salary increases allowing for Price inflation	5%	5%
Formula used	Projected unit credit Method with control period of one year	Projected unit credit Method with control period of one year

Changes in fair value of plan assets

Not applicable as scheme is unfunded

Funded status

Not applicable as scheme is unfunded

Table 1

<i>Reconciliation of PBO</i>	<i>ICL FINCORP LIMITED</i>	<i>SALEM ERODE INVESTMENTS LIMITED</i>
Projected Benefit Obligation at Beginning of Year	42,92,365	-
Current Service Cost	21,57,597	21,425
Interest Cost	4,67,622	1,553
Contributions by plan participants	-	-
Actuarial (Gain)/Loss due to change in assumptions and experience deviation	17,69,620	-
Foreign currency exchange rate changes on plans measured in a currency different from the enterprise's reporting currency	-	-
Benefits Paid	(49,327)	-
Past service cost	-	-
Amalgamations	-	-
Curtailments	-	-
Settlements	-	-
Projected Benefit Obligation at End of Year	86,37,877	22,978

ICL FINCORP LIMITED

NOTES TO THE CONSOLIDATED FINANCIAL STATEMENTS FOR THE YEAR ENDED 31-MARCH-2021

(All amounts are in Indian Rupees unless otherwise stated)

35 Retirement Benefit Plan(Contd)

Table 2

<i>Plan Asset at Fair Value</i>	<i>ICL FINCORP LIMITED</i>	<i>SALEM ERODE INVESTMENTS LIMITED</i>
Plan Asset at beginning of year	-	-
Foreign currency exchange rate changes on plans measured in a currency different from the enterprise's reporting currency	-	-
Expected Return on Plan Asset	-	-
Employer Contribution	49,327	49,327
Employee Contribution	-	-
Benefit Payments	(49,327)	(49,327)
Asset Gain / (Loss)	-	-
Amalgamations	-	-
Settlements	-	-
Ending Asset	-	-
Total actuarial gain/(loss) to be recognised in Other Compr. Income	(17,69,620)	(17,69,620)

Table 3

<i>Amount to be Recognised in Balancesheet:</i>	<i>ICL FINCORP LIMITED</i>	<i>SALEM ERODE INVESTMENTS LIMITED</i>
Projected Benefit Obligation at End or year	86,37,877	22,978
Ending Asset	-	-
Funded Status asset / (liability)	(86,37,877)	(22,978)
Unrecognised past service cost - non vested benefits (-)	-	-
Liability(-)/Asset(+) recognised in Balance Sheet	(86,37,877)	(22,978)

Table 4

<i>Statement of Profit/Loss</i>	<i>ICL FINCORP LIMITED</i>	<i>SALEM ERODE INVESTMENTS LIMITED</i>
Current service cost	21,57,597	21,425
Interest cost	4,67,622	1,553
Expected return of plan asset	-	-
Curtailement cost	-	-
Net actuarial (gain)/loss to be recognised in year	-	-
Past Service Cost Recognised	-	-
Effect of Curtailments	-	-
Income (-)/Expense(+) recognised in the statement of P&L	26,25,219	22,978
Current Liability	11,37,812	50
Non-Current Liability	75,00,065	22,928

ICL FINCORP LIMITED

NOTES TO THE CONSOLIDATED FINANCIAL STATEMENTS FOR THE YEAR ENDED 31-MARCH-2021

(All amounts are in Indian Rupees unless otherwise stated)

35 Retirement Benefit Plan(Contd)

Table 5

<i>Further Reconciliation</i>	<i>ICL FINCORP LIMITED</i>	<i>SALEM ERODE INVESTMENTS LIMITED</i>
Expenses As above	26,25,219	22,928
Less ERContrib/Direct ben paid	(49,327)	-
Less included in OCI	17,69,620	-
Balance to be recognised in P&L	43,45,512	22,928
Increase in Funded Status	(43,45,512)	(22,928)
Actuaial gain/(loss) due to assumption changes	(5,80,714)	-
Experience adjustments[Gain/(Loss)]:Liability	(11,88,906)	-
Total Actl gain/(loss) : liability	(17,69,620)	-
Asset gain / (loss)	-	-
Total gain / (loss)	(17,69,620)	-

Table 6

<i>Amounts recognised in Other Comprehensive Income</i>	<i>ICL FINCORP LIMITED</i>	<i>SALEM ERODE INVESTMENTS LIMITED</i>
Actuaial gain / (loss) due to assumption changes	(5,80,714)	-
Experience adjustments[Gain/(Loss)]:Liability	(11,88,906)	-
Total Actl gain/(loss) on liability side	(17,69,620)	-
Asset gain / (loss)	-	-
Total to be recognised in OCI for the year	(17,69,620)	-
Total b/f balance [gains/(loss)]	-	-
Total recognised in OCI at EoY	(17,69,620)	-

Table 7

<i>Sensitivity Analysis (Proj.Ben. Obligations)</i>	<i>ICL FINCORP LIMITED</i>	<i>SALEM ERODE INVESTMENTS LIMITED</i>
Current year basis	86,37,887	22,978
Last years basis	80,57,163	-
Discount rate increased by 0.25%	85,15,568	22,139
Discount rate decreased by 0.25%	87,63,506	23,861
Salary Escalation rate increased by2%	93,89,773	31,335
Salary Escalation rate decreased by2%	79,29,686	17,347
Employee Turnover rate increased by2%	83,68,585	22,286
Employee Turnover rate decreased by2%	88,93,776	23,602

ICL FINCORP LIMITED

NOTES TO THE CONSOLIDATED FINANCIAL STATEMENTS FOR THE YEAR ENDED 31-MARCH-2021

(All amounts are in Indian Rupees unless otherwise stated)

35 Retirement Benefit Plan(Contd)

Table 8

<i>Categories of Plan Assets</i>	<i>ICL FINCORP LIMITED</i>	<i>SALEM ERODE INVESTMENTS LIMITED</i>
Government of India Securities	0%	0%
High quality corporate bonds	0%	0%
Equity shares of listed companies	0%	0%
Property	0%	0%
Funds managed by Insurer	0%	0%

Table 9

<i>Details of experience adjustment on plan assets and liabilities</i>	<i>ICL FINCORP LIMITED</i>	<i>SALEM ERODE INVESTMENTS LIMITED</i>
F Y 2022	11,37,812	50
F Y 2023	9,24,476	52
F Y 2024	9,82,806	55
F Y 2025	9,81,724	58
F Y 2026	9,50,406	62
F Y 2027-2031	44,37,110	9,979

Salem Erode Investments Limited:-

The application of Payment of Gratuity Act comes into operation for the company in this reporting period (ie. the statutory limit of ten number of employees has increased during the year). Hence the management has fulfilled the criteria of Payment of Gratuity Act and has applied the policy pursuant to IND AS 19.

36. Maturity Analysis Of Assets And Liabilities

The table below shows an analysis of assets and liabilities analysed according to when they are expected to be recovered or settled. With regard to loans and advances to customers, the Company uses the same basis of expected repayment behaviour as used for estimating the EIR.

	As at 31-Mar-2021			As at 31-Mar-2020		
	Within 12 Months	After 12 Months	Total₹	Within 12 Months	After 12 Months	Total₹
Assets						
Financial Assets						
Cash and Cash Equivalents	11,03,53,654	-	11,03,53,654	15,21,33,182	-	15,21,33,182
Bank Balances other than above	1,01,74,939	-	1,01,74,939	36,57,614	-	36,57,614
Loans	2,87,42,29,376	14,21,97,433	3,01,64,26,809	2,39,36,36,752	10,07,90,145	2,49,44,26,897
Investments	2,82,64,151	-	2,82,64,151	87,17,703	-	87,17,703
Other Financial Asset	17,77,36,568	1,38,73,114	19,16,09,682	13,94,84,412	1,78,71,057	15,73,55,469
Total (A)	3,20,07,58,688	15,60,70,547	3,35,68,29,234	2,69,76,29,663	11,86,61,202	2,81,62,90,866
Non-Financial Assets						
Current tax assets (net)	3,31,23,975	-	3,31,23,975	1,59,77,816	-	1,59,77,816
Deferred tax assets (net)		2,95,66,917	2,95,66,917	-	2,83,48,546	2,83,48,546
Property, Plant and Equipment	-	12,26,45,629	12,26,45,629	-	10,67,15,951	10,67,15,951
Capital work in progress	-	71,49,140	71,49,140	-	68,36,786	68,36,786
Right-of-Use Asset	2,72,56,751	1,17,62,607	3,90,19,358	20,55,566	4,66,86,686	4,87,42,252
Goodwill	-	4,47,86,258	4,47,86,258	-	4,77,96,409	4,77,96,409
Other Intangible assets	-	26,88,471	26,88,471	-	23,84,565	23,84,565
Other Non-Financial Asset	6,10,08,614	5,00,31,486	11,10,40,100	8,30,13,884	2,59,99,075	10,90,12,959
Total (B)	12,13,89,341	26,86,30,508	39,00,19,849	10,10,47,266	26,47,68,017	36,58,15,283
Total Assets (A+B)	3,32,21,48,028	42,47,01,055	3,74,68,49,083	2,79,86,76,929	38,34,29,219	3,18,21,06,149

**Liabilities and Equity
Financial Liabilities**

Trade payables

(A) total outstanding dues of
micro enterprises and small
enterprises; and

11,24,570 - 11,24,570 5,22,475 - 5,22,475

(B) total outstanding dues of
creditors other than micro
enterprises and small enterprises.

77,53,821 - 77,53,821 52,96,329 - 52,96,329

Debt Securities

2,17,27,67,000

71,03,75,000

98,68,20,000

1,69,71,95,000

Borrowings

1,10,53,473

47,23,458

99,19,298

1,46,42,756

Subordinate Liabilities

37,99,02,000

9,93,93,000

30,92,67,000

40,86,60,000

Lease Liability

1,88,83,615

3,65,06,388

4,04,43,272

4,41,64,585

Other financial liabilities

14,43,41,055

10,25,83,501

11,71,23,366

21,97,06,867

Total (C)

2,73,58,25,534

92,66,15,075

1,46,35,72,936

2,39,01,88,011

Non-Financial Liabilities

Provisions

2,76,63,920

1,79,90,660

42,92,365

2,22,83,025

Other non-financial liabilities

1,08,67,946

1,08,67,946

99,20,714

99,20,714

Total (D)

3,85,31,866

4,71,92,721

42,92,365

3,22,03,739

Total Liabilities (C+D)

2,77,43,57,400

2,96,03,88,757

1,46,78,65,301

2,42,23,91,750

Net

54,77,90,628

78,64,60,326

(1,08,44,36,081)

75,97,14,399

37. Change In Liabilities Arising From Financing Activities

Particulars

Debt Securities

1,69,71,95,000

47,55,72,000

-

2,17,27,67,000.00

Borrowings

1,46,42,756

(35,89,283)

-

1,10,53,473.23

Subordinate Liabilities

40,86,60,000

(2,87,58,000)

-

37,99,02,000.00

Total ₹

2,12,04,97,756

44,32,24,717

-

2,56,37,22,473.23

ICL FINCORP LIMITED

NOTES TO THE CONSOLIDATED FINANCIAL STATEMENTS FOR THE YEAR ENDED 31-MARCH-2021

(All amounts are in Indian Rupees unless otherwise stated)

38. Related party transactions

Names of related parties

Relationship	Name of the party
Key Management Personnel	Mr. Anilkumar K G (Managing Director) Ms. Umadevi Anilkumar (Whole Time Director) Ms. Karthika Pottekkatt Surendranath (CS) (Resigned on 30/09/2020) Mr. Prasanjith Kumar (CS) (Appointed on 09.12.2020) Mr. Subramanian R (CFO) Mr. Sajish Gopalan (Independent Director) Mr. Nadarajan (Independent Director) Mr. Sudhakaran Polassery (Director) (Resigned on 07/03/2020) Mr. Saseendran Veliyath (Independent Director) (Resigned on 17/02/2020) Mr. Shinto Stanley (Independent Director) Mr. Wilson K K (Director) Ms. Manisha Menon (CS) (Appointed on 11/6/2020) Mr. Thainakathu Govindankutty Babu (Independent Director) Mr. Sreejith Surendran Pillai (Non-Executive Director (Additional)) (Appointed as on 28/11/2020)
Subsidiary/Associates / Enterprises owned or significantly influenced by key management personnel or their relatives	Salem Erode Investments Limited ICL Tours And Travels Private Limited ICL Chits Limited ICL Nidhi Limited ICL Medilab Private Limited Snow View Tex Collections Private Ltd Kichappu Entertainments Amaljith A Menon (Son of K G Anilkumar and Umadevi Anilkumar) Pankajakshy (Mother of Umadevi Anilkumar)

Particulars	Key Management Personnel/Directors	
	31-Mar-21	31-Mar-20
Balance outstanding at the period end:		
<u>Loan from Directors</u>	13,08,401	31,17,188
K G Anilkumar		
<i>Balance outstanding at the beginning</i>	24,07,209	2,46,63,794
<i>Amount Accepted</i>	7,65,63,962	1,20,69,760
<i>Amount Repaid</i>	7,76,96,232	3,43,26,345
<i>Balance outstanding at the period end</i>	12,74,939	24,07,209
Umadevi Anilkumar		
<i>Balance outstanding at the beginning</i>	7,09,979	4,48,290
<i>Amount Accepted</i>	3,54,203	6,63,349
<i>Amount Repaid</i>	10,30,720	4,01,660
<i>Balance outstanding at the period end</i>	33,462	7,09,979
<u>Property Loan including Interest receivable from Directors</u>	9,68,16,994	6,85,48,973
K G Anilkumar		
<i>Balance outstanding at the beginning</i>	6,85,48,973	6,74,68,904
<i>Amount Advanced</i>	3,46,00,000	-
<i>Interest Accrued</i>	1,22,94,512	98,39,239
<i>Amount Repaid</i>	1,86,26,491	87,59,170
<i>Balance outstanding at the period end</i>	9,68,16,994	6,85,48,973

ICL FINCORP LIMITED
NOTES TO THE CONSOLIDATED FINANCIAL STATEMENTS FOR THE YEAR ENDED 31-MARCH-2021

(All amounts are in Indian Rupees unless otherwise stated)

38. Related party transactions (contd.)

Particulars	Key Management Personnel/Directors	
	31-Mar-21	31-Mar-20
<u>Debenture Outstanding</u>	2,66,000	8,90,000
K G Anilkumar	1,10,000	
Umadevi Anilkumar	1,56,000	8,90,000
<u>Debenture Accepted</u>	43,08,26,000	30,96,64,000
K G Anilkumar	43,08,26,000	30,96,64,000
<u>Subordinate Debt Outstanding</u>	1,83,15,000	4,50,69,000
K G Anilkumar	1,53,40,000	3,62,15,000
Umadevi Anilkumar	29,75,000	88,54,000
<u>Subordinate Debt Accepted</u>	-	1,85,50,000
K G Anilkumar	-	-
Umadevi Anilkumar	-	1,85,50,000
<u>Subscription to Equity Shares including premium</u>	-	4,02,85,000
K G Anilkumar	-	3,52,85,000
Umadevi Anilkumar	-	50,00,000
<u>Interest payable on Subordinate Debt</u>	51,70,149	1,30,88,562
K G Anilkumar	41,19,991	92,80,021
Umadevi Anilkumar	10,50,158	38,08,541
<u>Interest payable on Debenture</u>	8,062	54,854
K G Anilkumar	936	-
Umadevi Anilkumar	7,126	54,854
<u>Rent Payable</u>	37,000	17,860
Umadevi Anilkumar	37,000	17,860
Income recorded in the books:	1,22,94,512	98,39,239
K G Anilkumar	1,22,94,512	98,39,239
Expenses recorded in the books:		
<u>Remuneration to Directors</u>	1,40,00,000	57,61,251
K G Anilkumar	95,00,000	36,00,000
Umadevi Anilkumar	45,00,000	18,00,000
Raghu Mohan N	-	3,61,251
<u>Remuneration to others</u>	21,56,921	37,62,064
Prasanjit Kuamr Baul (CS)	3,98,214	-
Karthika P S (CS)	3,43,452	2,39,033
Nandhini Vijayaragavan (CS)	-	5,61,418
Subramanian R (CFO)	9,72,938	9,30,000
Manisha Menon (CS)	4,42,317	-
Arindam Saha (CFO)	-	5,74,300
Bela Parakh (CS)	-	1,47,150
Ashok Kumar Hamirbasia(MD)	-	13,02,833
Himanshu Maheshwari (CS)	-	7,330

ICL FINCORP LIMITED

NOTES TO THE CONSOLIDATED FINANCIAL STATEMENTS FOR THE YEAR ENDED 31-MARCH-2021

(All amounts are in Indian Rupees unless otherwise stated)

38. Related party transactions (contd.)

Particulars	Key Management Personnel/Directors	
	31-Mar-21	31-Mar-20
<u>Interest on Debenture</u>	73,495	2,48,888
K G Anilkumar	4,055	96,000
Umadevi Anilkumar	69,440	1,52,888
<u>Interest on Subordinate Debt</u>	78,03,158	55,62,785
K G Anilkumar	63,84,898	40,69,921
Umadevi Anilkumar	14,18,260	14,92,864
<u>Sitting Fees paid to Directors (Excluding GST)</u>	1,10,000	5,00,000
Sajish Gopalan	20,000	1,00,000
Nadarajan	10,000	90,000
Ramasamy Subramanian	-	20,000
Wilson K K	35,000	1,10,000
Sudhakaran Polassery	-	40,000
Saseendaran V	-	1,00,000
Shinto Stanly	35,000	40,000
Sreejith Surendran Pillai	10,000	-
<u>Rent</u>	5,10,000	2,38,140
Umadevi Anilkumar	5,10,000	2,38,140

Particulars	Subsidiary/Associates / Enterprises owned or significantly influenced by key management personnel or their relatives	
	31-Mar-21	31-Mar-20
<u>Advances with Interest receivables from Sister Concerns</u>	5,07,79,501	6,58,03,956
ICL Chits Limited		
<i>Balance outstanding at the beginning</i>	1,99,22,887	2,17,06,451
<i>Amount Advanced</i>	-	-
<i>Interest accrued</i>	27,49,993	29,16,436
<i>Amount Repaid</i>	1,25,00,000	47,00,000
<i>Balance outstanding with Interest Recievable at the period end</i>	1,01,72,880	1,99,22,887
ICL Tours & Travels Private Limited		
<i>Balance outstanding at the beginning</i>	4,58,81,068	7,20,28,778
<i>Amount Advanced</i>	-	-
<i>Interest accrued</i>	58,41,216	94,52,290
<i>Amount Repaid</i>	1,11,15,664	3,56,00,000
<i>Balance outstanding with Interest Recievable at the period end</i>	4,06,06,620	4,58,81,068

ICL FINCORP LIMITED

NOTES TO THE CONSOLIDATED FINANCIAL STATEMENTS FOR THE YEAR ENDED 31-MARCH-2021

(All amounts are in Indian Rupees unless otherwise stated)

38. Related party transactions (contd.)

Particulars	Subsidiary/Associates / Enterprises owned or significantly influenced by key management personnel or their relatives	
	31-Mar-21	31-Mar-20
Income recorded in the books:	85,91,210	1,23,68,726
ICL Chits Limited	27,49,993	29,16,436
ICL Tours & Travels Private Limited	58,41,217	94,52,290

Particulars	Relatives of key management personnel/directors	
	31-Mar-21	31-Mar-20
<u>Debenture Outstanding</u>	1,00,000	3,00,000
Amaljith A Menon	-	3,00,000
Pankajakshy	1,00,000	-
<u>Debenture Accepted</u>	48,61,62,000	33,73,03,000
Pankajakshy	48,61,62,000	33,73,03,000
<u>Subordinate Debt Outstanding</u>	2,20,000	6,20,000
Amaljith A Menon	2,20,000	6,20,000
<u>Subordinate Debt Accepted</u>	5,00,000	62,00,000
Pankajakshy	5,00,000	62,00,000
<u>Subscription to Equity Shares including premium</u>	-	10,00,000
Amaljith A Menon	-	10,00,000
<u>Interest payable on Subordinate Debt</u>	88,739	66,069
Amaljith A Menon	88,739	66,069
<u>Interest payable on Debenture</u>	685	64,795
Amaljith A Menon	-	64,795
Pankajakshy	685	-
<u>Interest on Debenture</u>	6,884	46,851
Amaljith A Menon	-	46,851
Pankajakshy	6,884	-
<u>Interest on Subordinate Debt</u>	65,731	87,380
Amaljith A Menon	65,731	87,380

Note:

- Related parties have been identified on the basis of declaration received by the management and other records available
- The remuneration to the key managerial personnel doesnot include the provisions made for gratuity, as they are determined on actuarial basis for the company as a whole.

ICL FINCORP LIMITED**NOTES TO THE CONSOLIDATED FINANCIAL STATEMENTS FOR THE YEAR ENDED 31-MARCH-2021**

(All amounts are in Indian Rupees unless otherwise stated)

39. Statement of Net Assets, Profit and Loss and Other Comprehensive Income attributable to Owners and Non Controlling Interest

Particulars	Net Assets, i.e total assets minus total liability		Share in profit and loss		Share in Other comprehensive income		Share in Total comprehensive income	
	As % of consolidated net assets	Amount	As % of consolidated profit and loss	Amount	As % of consolidated other comprehensive income	Amount	As % of Total comprehensive income	Amount
ICL Fincorp Ltd	92.28	72,57,37,612	88.20	2,46,56,296	100	(11,46,120)	87.70	2,35,10,176
Subsidiaries								
Salem Erode Investments Limited	7.72	6,07,22,714	11.80	32,97,503	-	-	12.30	32,97,503
Total	100.00	78,64,60,326	100.00	2,79,53,799	100.00	(11,46,120)	100.00	2,68,07,679

ICL FINCORP LIMITED

NOTES TO THE CONSOLIDATED FINANCIAL STATEMENTS FOR THE YEAR ENDED 31-MARCH-2021

(All amounts are in Indian Rupees unless otherwise stated)

40 Goodwill on Consolidation

Goodwill on consolidation represents the excess purchase consideration paid over value of net assets of acquired subsidiaries on the date of such acquisition. Such goodwill is tested for impairment annually or more frequently, if there are indicators for impairment. The Management does not foresee any risk of impairment on the carrying value of goodwill as at 31 March, 2021

41 Business Combination

Summary of acquisition

As at February 17,2020 the Holding Company acquired 76.03% equity shares in Salem Erode Investments Limited, a NBFC

The assets and liabilities recognised as a result of the acquisition are as follows:

Particulars	Amount
Assets	
Cash and Cash Equivalents	44,946
Bank Balance other than above	20,71,39,160
Loans	6,46,959
Investments	71,49,875
Current tax assets	1,58,49,750
Deferred tax assets	2,17,54,080
Other Non-Financial Assets	44,54,676
	25,70,39,446
Liabilities	
Other Financial Liabilities	46,335
Current tax Liabilities	1,69,37,998
Other Non Financial Liabilities	5,47,300
	1,75,31,633
Net Assets acquired	23,95,07,813
Calculation of gain/(loss) on acquisition	
Purchase consideration paid	22,98,94,199
Non-Controlling interest in Salem Erod Investment Limited	5,74,10,023
Less:Net identifiable assets acquired	23,95,07,813
Less:Inter-company eliminations	-
Goodwill	4,77,96,409

42 Draw Down From Reserves

Details of Draw down from reserves, if any, are provided in Statement of Changes in Equity to these financial statements.

ICL FINCORP LIMITED

NOTES TO THE CONSOLIDATED FINANCIAL STATEMENTS FOR THE YEAR ENDED 31-MARCH-2021

(All amounts are in Indian Rupees unless otherwise stated)

43 Additional Disclosures As Required By The Reserve Bank Of India

	As at 31-Mar-2021	As at 31-Mar-2020
Total Gold loan portfolio	2,81,63,72,274	2,31,18,86,891
Total Assets	3,74,68,49,083	3,18,21,06,149
Gold loan portfolio as a percentage of total assets	75%	73%

44 Details of Auction held during the year

	As at 31-Mar-2021	As at 31-Mar-2020
No. of Loan accounts	2,373	2,159
Principal amount Outstanding at the dates of auction(A)	6,93,05,333	6,41,13,920
Interest and Other charges Outstanding at the dates of auction(B)	3,79,60,814	3,50,60,050
Total(A+B)	10,72,66,147	9,91,73,970
Value fetched*	10,37,86,769	9,53,56,073

*excluding GST / Sales tax collected from the buyer.

No sister concerns participated in the auctions held during the period.

45 Contingent Liabilities, Commitments And Contracts

	As at 31-Mar-2021	As at 31-Mar-2020
I. Contingent Liabilities		
Claims against the company not acknowledged as debts		
Demand from Income Tax Department on account of TDS default*	3,06,605	Nil
Guarantees	Nil	Nil
Other money for which the company is contingently liable	Nil	Nil
II. Commitments		
Estimated amounts of contracts remaining to be executed on capital account and not provided for.#	19,63,000	84,45,500
Uncalled liability on shares and other investments partly paid	Nil	Nil
Other commitments	Nil	Nil

*The Income Tax Department has raised demand of ₹3,06,605/- on account of TDS default. This happens due to clerical error in quarterly TDS return and the company proposes to revise the return to abolish errors. Since the company does'nt expect any liability after revising the return, no provision has been made in the books of accounts of the company.

Balance amount payable to S and A associates as per the Agreement for a construction work executed on 7th September 2019.

46 Expenditure In Foreign Currency

	As at 31-Mar-2021	As at 31-Mar-2020
Expenditure in foreign currency	Nil	Nil

47 Utilisation of proceeds

During the period, the Company has raised ₹ 1,98,00,00/- (Previous Year: Nil) by way of preference shares, ₹122,48,63,000/- (Previous Year: ₹96,28,10,000/-) by way of secured non-convertible debentures and ₹ 5,10,35,000/- (Previous Year: ₹18,97,60,000) by way of subordinated debts and the same has been utilised to meet the working capital requirements of the Company.

ICL FINCORP LIMITED

NOTES TO THE CONSOLIDATED FINANCIAL STATEMENTS FOR THE YEAR ENDED 31-MARCH-2021

(All amounts are in Indian Rupees unless otherwise stated)

48 **Fraud**

During the year there have been certain instances of fraud on the Company by employees, where gold loan related misappropriations have occurred for amounts aggregating ₹2,26,38,960/- and the same is charged to Statement of Profit and Loss as bad debt. The Company is in the process of recovering these amounts from the employees and has initiated necessary legal actions against the employees.

49 **Capital Management**

The Company's policy is to maintain a strong capital base so as to maintain investor, creditor and market confidence and to sustain future development of the business. The Company has adequate cash and cash equivalents. The company monitors its capital by a careful scrutiny of the cash and cash equivalents, and a regular assessment of any debt requirements. In the absence of any debt, the maintenance of debt equity ratio etc. may not be of any relevance to the Company.

50 **Disclosure based on RBI notification dated 17 April 2020 on Covid-19 regulatory package- Asset classification and provisioning**

Particulars	Amount
(i) Respective amounts in SMA/overdue categories, where the moratorium/deferment was extended	Nil
(ii) Respective amount where asset classification benefits is extended.	Nil
(iii) Provisions made during the Q4 FY2020 and Q1 FY2021	Nil
(iv) Provisions adjusted during the respective accounting periods against slippages and the residual provisions	Nil

Details of resolution plan implemented under the resolution framework for Covid-19 related stress as per RBI circular dated August 6, 2020 are given below:

Type of borrower	(A) Number of accounts where resolution plan has been implemented under this window	(B) exposure to accounts mentioned at (A) before implementation of the plan	(C) Of (B), aggregate amount of debt that was converted in to other securities	(D) Additional funding sanctioned , if any, including between invocation of the plan and implementation	(E) Increase in provisions on account of the implementation of the resolution plan
Personal Loans	-	-	-	-	-
Corporate Persons	-	-	-	-	-
Of which MSMEs	-	-	-	-	-
Others	-	-	-	-	-
Total	-	-	-	-	-

ICL FINCORP LIMITED

NOTES TO THE CONSOLIDATED FINANCIAL STATEMENTS FOR THE YEAR ENDED 31-MARCH-2021

(All amounts are in Indian Rupees unless otherwise stated)

51 COVID

The COVID-19 pandemic has been rapidly spreading throughout the world, including India. Governments around the world have been taking significant measures to curb the spread of the virus including imposing mandatory lockdowns and restriction in activities.

Management believes that it has taken into account the possible impacts of known events arising from COVID-19 pandemic in the preparation of the financial results including but not limited to its assessment of Company's liquidity and going concern and various estimates in relation to the financial results captions up to the date of adoption of Statement by the Board of Directors.

52 Comparatives

Previous year figures have been regrouped/reclassified, wherever considered necessary, to conform to this period's classification.

As per our report of even date
For Mohandas & Associates
Chartered Accountants
ICAI Firm Reg No.: 02116S

Sd/-
Mohandas A
[Partner]
Membership no.: 036726

Place: Thrissur
Date: 13th August, 2021

For and on behalf of the board of directors of
ICL Fincorp Limited

Sd/-
K G Anilkumar
[Managing Director]
(DIN:00766739)

Sd/-
Natarajan R
[Chief Financial Officer]

Place: Irinjalakuda
Date: 13th August, 2021

Sd/-
Umadevi Anilkumar
[Whole Time Director]
(DIN: 06434467)



ICL Fincorp

AWARDS & ACCOLADES



BUSINESS EXCELLENCE AWARD 2019

Hon' Vice President of India, Shri Venkaiah Naidu, presents Business Excellence Award 2019 to Mr. K G Anilkumar, CMD of ICL Fincorp Ltd, for exceptional contribution in finance sector, in a ceremony held at Sardar Patel Hall, official residence of Vice President, New Delhi, on 26th March 2019.



GLOBAL EXCELLENCE AWARD

Global Excellence Award 2018 honoured by Sri. Rakesh Sharma M.P & Meenakshi Lekhi M.P



UWA ADMIRABLE ACHIEVER AWARD

UWA Admirable Achiever Award for the year 2018 honoured by Shri. Suresh Prabhu, Union Minister for Commerce & Industry

ICL
ICL Fincorp
AWARDS
ACCOLADES



GLOBAL EXCELLENCE AWARD

ICL Fincorp CEO Smt. Uma Anilkumar receives Global Excellence Award for her entrepreneurial achievements in various fields from Smt. Meenakshi Lekhi MP in the presence of Sri. Rakesh Sharma MP in a function held in Delhi



BEST BUSINESS WOMEN OF THE YEAR AWARD

Hon'ble Lt Governor of Puducherry, Ms. Kiran Bedi Presenting "Best Business Women of the Year" Award to Mrs. Uma Anilkumar, CEO & Director of ICL Fincorp Ltd.



WORLD WOMEN'S DAY

World Women's Day - 2018 Memento Presented by Dr. Sandhya I.P.S ADGP Kerala & Director Kerala Police Academy



ICL
ICL Fincorp
AWARDS & ACCOLADES



**THE RECOGNITION
 FOR RELIABLE EXCELLENCE**

Hon'ble Union Ministers
 Smt. NIRMALA SITHARAMAN
 and Dr. HARSH VARDHAN
 together presenting Global Excellence
 Award 2017 to
 Mr. K.G. ANILKUMAR, CMD ICL Fincorp.

GLOBAL EXCELLENCE AWARD 2017



Honoring ICL Fincorp CMD Shri. K G Anilkumar for the Covid-19 Relief Activities and Support, from Municipal Chairperson Ms. Sonia Giri



Falicitated by Padma Shri Mohanlal in the presence of Hon' Chelf Minister of Kerala, Shri. Pinarayi Vijayan



Greeting Hon' Chief Minister of Kerala Shri. Pinarayi Vijayan



Felicitated by Shri. M. A. Yusuff Ali, CMD LuLu Group International



Greeting Kerala Governor, His Excellency P Sathasivam



Akshara Muttom Quiz Festival 2019 Padma Shri Mohanlal



ICL Fincorp

EVENTS & ACTIVITIES



Cake cutting by Chief Guest Mana Al Suwaidi, Regional Director for Middle East Dubai Tourism and Advisor, Diplomatic Circle, UAE and other dignitaries for ICL Fincorp turning 27 years of Successful Service

BUSINESS MEET GRAND HYATT HOTEL DUBAI



K.G. Anilkumar CMD ICL Fincorp delivering his Presidential Speech



The Metro Man Sri. E. Sreedharan presenting memento to Shri. K.G. Anilkumar CMD ICL Fincorp - In Depth with Metro Man Event, Dubai



Ventilator switch-on by Hon' Minister K. Radhakrishnan in Thirissur Dist. Hospital, Donated by ICL Fincorp



ICU Ventilator switch-on by Hon' Minister R. Biedhu in Injalakuda General Hospital, Donated by ICL Fincorp



ICL Fincorp Donated 2 Ambulance to Injalakuda Municipality for the Covid-19 support.



CMD Shri.K.G. Anilkumar and G. Ponguzhali IPS District Police Chief, Thirissur Rural, Inaugurated the new CI Office at Injalakuda Police Station renovated by ICL Fincorp.





ICL Fincorp

BRANCH INAUGURATION



ODISHA 10 BRANCHES INAUGURATION EVENT



CHANDRASEKHARPUR | SAMANTARPUR | RASULGARH | KHANDAGIRI | BALIGHAT | ATHARANALA | GRANDROAD PURI | NAYABAZAR | JAGATPUR | PHULNAKHARA



MAPRANAM BRANCH, THRISSUR



PONNAINI, MALAPPURAM



MANJAPRA, ERNAKULAM



SHAKTHIKULANGARA, KOLLAM



KIMBANAD, PATHANAMTHITTA



CHANGANASSERY, KOTTAYAM



CHATHANNUR, KOLLAM



MADIWALA, BANGALORE



HARIPPAD, ALLEPPEY



ICL Fincorp

**GOLD LOAN | DEBENTURES | MONEY TRANSFER
FOREX | BUSINESS LOAN | HP LOAN | VEHICLE LOAN | HEALTH INSURANCE**

- ◆ ICL FINCORP LTD. ◆ ICL TOURS & TRAVELS PVT. LTD. ◆ ICL MEDILAB PVT. LTD.
- ◆ ICL CHITS LTD. ◆ SNOW VIEW TEX COLLECTION PVT. LTD.
- ◆ ICL CULTURAL & CHARITABLE TRUST

ICL Fincorp Limited

H.O. : Main Road, Irinjalakuda, Kerala | **Reg. Office:** Ashok Nagar, Chennai
Branches: Kerala | Tamil Nadu | Andhra Pradesh | Telangana | Karnataka | Odisha

TOLL FREE : 1800 31 333 53    **iclfincorp**